

ALPHA

OFFICE SOLUTIONS LTD



OFFICE A11, KINGS ROAD, TYSELEY, B11 2AL. 0121 707 0930 SALES@ALPHAOFFICE.CO.UK

CORE Brochure 2022



Guess what? You can have it all: quality products, great value & spectacular service.

CORE offers an extensive range of great value products, with excellent availability and with three distinct delivery options. All of this ensures you can successfully deliver your projects on budget and on time.



OFFICE HOURS MON-THURS 9.00am to 5.00pm, FRIDAYS 9.00am until 3.00pm

0121 707 0930

sales@alphaoffice.co.uk

accounts@alphaoffice.co.uk

www.alphaoffice.co.uk

Login required for discounted pricing

Office A11, Bizspace Birmingham, B11 2AL VAT Reg No: 922 2384 42 Company Reg: 6430214

We provide complete office furniture installations, as well as office removals & relocation services, whatever the size of your business no job is too big or small.

Free installation and removal of all packaging- Local – Birmingham & Selected Areas

Our small team has more than 80 year's collective experience within the Office equipment and furniture business. We can provide you with professional help from start to finish. With a free no obligation consultation we can discuss your needs & requirements.

- Ergonomic desking/workstations, executive and traditional
- Seating for every room including office, reception, conference, lounge and executive.
- Bespoke reception counters and boardroom furniture
- Leisure and bistro style tables and chairs
- Free delivery, installation, and removal of all packaging Local – Birmingham & Selected Areas*
- CAD space planning and design
- Complete storage ranges from filing cabinets to tambour units.

DELIVERY - NON LOCAL (call or email to check delivery postcode)

Alpha CORE Furniture Ranges On these products minimum order/delivery charges applies to non local areas. Furniture orders under £300 incur a £15 delivery charge. Seating orders under £150 incur £8.95 delivery charge.

INSTALLATION

All our furniture items delivered locally are built & installed with no extra charge.

Other areas in order to keep prices as low as possible we prefer to identify the most cost-effective method of transport and installation for each order dependent on size of order and the location. We will discuss this with you at the time of your quote!

CONTACT

You may wish to contact us to find a product, ask about delivery or request a price! Please use the details below we are always happy to help with any enquiry you may have.

Mon – Thurs	9am – 5pm
Fridays	9am – 3pm
Main Tel:	0121 707 0930
Email:	sales@alphaoffice.co.uk

ALPHA OFFICE SOLUTIONS LTD,
OFFICE A11 Bizspace Business Park,
Kings Road, Tyseley, Birmingham, B11 2AL

MARLOS



- Folding flip-up arms
- Modern, stylish mesh-backed office chair
- Available in five colours

FR: Low
 Fabric: Mesh / 100% Man-made
 Mechanism: Lock-tilt / torsion
 Arms: Folding
 Component Guarantee: 5 Yrs
 Upholstery Guarantee: 2 Yrs
 Weight Tolerance: 115kg
 Usage: 8 Hrs



Finishes



CODE	SEAT DIMENSIONS	BACK DIMENSIONS
CH0790	(d) 500 x (w) 520 x (h) 450-545	(w) 490 x (h) 580

Remember to quote promo code **CORE** when placing your order

E&EO. All items are subject to VAT, where applicable.

START MESH

- A mesh-backed office chair with a chrome base, ideal for home offices
- Supplied with height adjustable arms
- Padded foam seat with textured covering

FR: Low
 Fabric: Mesh / 100% Man-made
 Mechanism: Lock tilt / torsion
 Arms: 1D adjustable
 Component Guarantee: 2 Yrs
 Upholstery Guarantee: 2 Yrs
 Weight Tolerance: 115kg
 Usage: 8 Hrs



Finishes



CODE	SEAT DIMENSIONS	BACK DIMENSIONS
CH1743	(d) 490 x (w) 490 x (h) 455-545	(w) 460 x (h) 580

XAVI

- Lock-tilt mechanism
- Supplied with folding arms to match frame
- Breathable mesh back

FR: Low
 Fabric: Mesh / 100% Man-made
 Mechanism: Lock-tilt
 Arms: Folding
 Component Guarantee: 5 Yrs
 Upholstery Guarantee: 2 Yrs
 Weight Tolerance: 115kg
 Usage: 8 Hrs



Finishes



CODE	SEAT DIMENSIONS	BACK DIMENSIONS
CH0793	(d) 520 x (w) 510 x (h) 465-555	(w) 495 x (h) 555

KEMPES

- A modern, stylish mesh-backed office chair with a built-in headrest
- Supplied with height adjustable arms
- Padded foam seat with textured covering

FR: Low
 Fabric: Mesh / 100% Man-made
 Mechanism: Lock tilt / torsion
 Arms: 1D adjustable
 Component Guarantee: 5 Yrs
 Upholstery Guarantee: 2 Yrs
 Weight Tolerance: 115kg
 Usage: 8 Hrs



Finishes



CODE	SEAT DIMENSIONS	BACK DIMENSIONS
CH0780	(d) 500 x (w) 490 x (h) 410-510	(w) 480 x (h) 560

FONSECA MESH

- A high back executive chair with a plush padded headrest and sides to hug the body
- Ample padding in seat to provide all-day comfort
- Supplied with black fixed arms and chrome base

FR: Med
 Fabric: Mesh / Leather look
 Mechanism: Lock tilt / torsion
 Arms: Fixed
 Component Guarantee: 2 Yrs
 Upholstery Guarantee: 2 Yrs
 Weight Tolerance: 115kg
 Usage: 8 Hrs



Finishes



CODE	SEAT DIMENSIONS	BACK DIMENSIONS
CH2404	(d) 500 x (w) 490 x (h) 470-565	(w) 490 x (h) 740

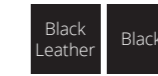
WHIST

- Generously padded executive chair with a sculpted back that hugs the user
- Stylish chrome base with sturdy castors
- Padded arms for extra comfort

FR: CH0206 Low / CH3206 Med
 Fabric: Leather faced CH0206 / Black fabric CH3206
 Mechanism: Lock tilt / torsion
 Arms: Fixed
 Component Guarantee: 5 Yrs
 Upholstery Guarantee: 2 Yrs
 Weight Tolerance: 115kg
 Usage: 8 Hrs



Finishes



CODE	SEAT DIMENSIONS	BACK DIMENSIONS
CH0206	(d) 540 x (w) 540 x (h) 445-545	(w) 540 x (h) 740
CH3206	(d) 540 x (w) 540 x (h) 445-545	(w) 540 x (h) 740


BARESI

- Soft-touch PU seat and chrome frame for style as well as comfort
- Integral padded arms
- Stylish chrome base with castors

FR: Medium
 Fabric: Leather look
 Mechanism: Lock tilt / torsion
 Arms: Fixed
 Component Guarantee: 5 Yrs
 Upholstery Guarantee: 2 Yrs
 Weight Tolerance: 115kg
 Usage: 8 Hrs



Finishes



CODE	SEAT DIMENSIONS	BACK DIMENSIONS
CH0789	(d) 450 x (w) 460 x (h) 450-540	(w) 440 x (h) 560

GOMEZ

- Professional looking PU executive chair with fixed arms
- Black nylon swivel base with twin wheel hooded castors
- Lock-tilt mechanism which is lockable in the upright position

FR: Low
 Fabric: Leather look
 Mechanism: Lock tilt / torsion
 Arms: Fixed
 Component Guarantee: 2 Yrs
 Upholstery Guarantee: 2 Yrs
 Weight Tolerance: 115kg
 Usage: 8 Hrs



Finishes



CODE	SEAT DIMENSIONS	BACK DIMENSIONS
CH1766	(d) 460 (w) 475 x (h) 430-525	(w) 475 x (h) 570

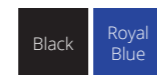
ID ERGONOMIC

- Deep cushioned seat and back upholstered in a tough wearing fabric
- 1-dimensional adjustable arms included as standard
- Inflatable lumbar pump for extra support
- Adjustable ratchet back and seat slide

FR: Med
 Fabric: 100% Man-made
 Mechanism: Asynchro / torsion / seat slide / ratchet back / lumbar
 Arms: 1D adjustable
 Component Guarantee: 5 Yrs
 Upholstery Guarantee: 2 Yrs
 Weight Tolerance: 115kg
 Usage: 8 Hrs



Finishes



CODE	SEAT DIMENSIONS	BACK DIMENSIONS
CH1808	(d) 470 x (w) 510 x (h) 470-590	(w) 480 x (h) 580

FONZ

- Physio approved 24 hour chair
- Integral headrest allows support for neck and shoulders
- Supplied with 2 dimensional arms as standard

FR: Low
 Fabric: Mesh / 100% Man-made
 Mechanism: Synchro 3 / torsion
 Arms: 2D adjustable
 Component Guarantee: 5 Yrs
 Upholstery Guarantee: 2 Yrs
 Weight Tolerance: 152kg
 Usage: 24 Hrs



Finishes



CODE	SEAT DIMENSIONS	BACK DIMENSIONS
CH0730	(d) 460 x (w) 490 x (h) 495-575	(w) 495 x (h) 660

CALYPSO HB

- Deep cushioned seat and back upholstered in a tough wearing fabric
- Permanent contact back (PCB) ensures user comfort for up to 8 hours
- Backrest angle can be fixed or set to free float with the user

FR: Med
 Fabric: 100% Man-made
 Mechanism: PCB
 Component Guarantee: 2 Yrs
 Upholstery Guarantee: 2 Yrs
 Weight Tolerance: 115kg
 Usage: 8 Hrs



CH2800 + AC1002 Fixed Arms



CH2800 + AC1040 Adjustable Arms



Finishes



CODE	SEAT DIMENSIONS	BACK DIMENSIONS
CH2800	(d) 450 x (w) 460 x (h) 475-610	(w) 440 x (h) 490
CH2800 + AC1002	(d) 450 x (w) 460 x (h) 475-610	(w) 440 x (h) 490
CH2800 + AC1040	(d) 450 x (w) 460 x (h) 475-610	(w) 440 x (h) 490

PAVIA

- Professional-looking visitor chairs, to suit any office space
- Stylish chrome cantilever base with skid feet
- Fixed padded arms



FR: Med
 Fabric: Black PU CH2235
 Arms: Fixed
 Component Guarantee: 5 Yrs
 Upholstery Guarantee: 2 Yrs
 Weight Tolerance: 115kg
 Usage: 8 Hrs

Finishes



CODE	SEAT DIMENSIONS	BACK DIMENSIONS
CH2235	(d) 430 x (w) 460 x (h) 470	(w) 460 x (h) 405

JUPITER CHROME SIDE CHAIR & ARMCHAIR

- A stylish family of mesh-backed conference seating
- Curved mesh back for comfort
- Plastic skid feet for stability and to avoid floor marking



CH0785 side chair



CH0784 Armchair

Finishes



CODE	SEAT DIMENSIONS	BACK DIMENSIONS
CH0784	(d) 460 x (w) 465 x (h) 485	(w) 450 x (h) 300
CH0785	(d) 460 x (w) 465 x (h) 485	(w) 450 x (h) 300

Remember to quote promo code **CORE** when placing your order

E&EO. All items are subject to VAT, where applicable.

CLUB CHAIR

- Cushioned seat and back for added comfort
- Robust black frame
- Available in black leg with 6 colour fabric finishes
- Available in chrome leg with 4 colour fabric finishes


FR: Med
 Fabric: 100% Man-made
 Storage: Stacks 4
 Component Guarantee: 5 Yrs
 Upholstery Guarantee: 2 Yrs
 Weight Tolerance: 115kg
 Usage: 8 Hrs



CH0500

CODE	SEAT DIMENSIONS	BACK DIMENSIONS
CH0500	(d) 415 x (w) 470 x (h) 465	(w) 470 x (h) 335
CH0503	(d) 415 x (w) 470 x (h) 465	(w) 470 x (h) 335

Finishes



*CH0500 only

3 DRAWER RADIAL BUNDLE

Bundle includes Twin Upright 1600 Radial desk (Left or Right hand) and 600 deep desk high pedestal


- A cost-effective workstation range with white or silver cantilever legs and a range of wooden desktop finishes
- Grey cable ports supplied as standard
- Adjustable feet for levelling on uneven floors



Component Guarantee: 5 Yrs
 Top Thickness: 25mm

CODE	DESK DIMENSIONS
TWU1612BUN	L/H & R/H (w) 1600 x (d) 1200 x (h) 730 x (d2) 800

Top Finishes



Frame Finishes



2 DRAWER RECTANGULAR BUNDLE




Bundle includes either a Twin Upright 1200, 1400 or 1600 Rectangular desk and 2 drawer mobile pedestal

- A cost-effective workstation range with white or silver cantilever legs and a range of wooden desktop finishes
- Grey cable ports supplied as standard
- Adjustable feet for levelling on uneven floors

Component Guarantee: 5 Yrs
Top Thickness: 25mm

CODE	DESK DIMENSIONS
TWU1280BUN2	(w) 1200 x (d) 800 x (h) 730
TWU1480BUN2	(w) 1400 x (d) 800 x (h) 730
TWU1680BUN2	(w) 1600 x (d) 800 x (h) 730

Top Finishes



Frame Finishes



3 DRAWER RECTANGULAR BUNDLE




Bundle includes either a Twin Upright 1200, 1400 or 1600 Rectangular desk and 3 drawer mobile pedestal

- A cost-effective workstation range with white or silver cantilever legs and a range of wooden desktop finishes
- Grey cable ports supplied as standard
- Adjustable feet for levelling on uneven floors

Component Guarantee: 5 Yrs
Top Thickness: 25mm

CODE	DESK DIMENSIONS
TWU1280BUN3	(w) 1200 x (d) 800 x (h) 730
TWU1480BUN3	(w) 1400 x (d) 800 x (h) 730
TWU1680BUN3	(w) 1600 x (d) 800 x (h) 730

Top Finishes



Frame Finishes



TWIN UPRIGHT RECTANGULAR DESK




- A cost-effective workstation range with white or silver cantilever legs and a range of wooden desktop finishes
- Grey cable ports supplied as standard
- Adjustable feet for levelling on uneven floors

Component Guarantee: 5 Yrs
Top Thickness: 25mm

CODE	DIMENSIONS
TWU8060REC	(w) 800 x (d) 600 x (h) 730
TWU1260REC	(w) 1200 x (d) 600 x (h) 730
TWU1460REC	(w) 1400 x (d) 600 x (h) 730
TWU1660REC	(w) 1600 x (d) 600 x (h) 730
TWU1860REC	(w) 1800 x (d) 600 x (h) 730
TWU8080REC	(w) 800 x (d) 800 x (h) 730
TWU1280REC	(w) 1200 x (d) 800 x (h) 730
TWU1480REC	(w) 1400 x (d) 800 x (h) 730
TWU1680REC	(w) 1600 x (d) 800 x (h) 730
TWU1880REC	(w) 1800 x (d) 800 x (h) 730

Top Finishes



Frame Finishes



TWIN UPRIGHT RADIAL DESK




- A cost-effective workstation range with white or silver cantilever legs and a range of wooden desktop finishes
- Grey cable ports supplied as standard
- Adjustable feet for levelling on uneven floors

Component Guarantee: 5 Yrs
Top Thickness: 25mm


CODE	DIMENSIONS
TWU1612(*RAD	L/H & R/H (w) 1600 x (d) 1200 x (h) 730 x (d2) 800
TWU1812(*RAD	L/H & R/H (w) 1800 x (d) 1200 x (h) 730 x (d2) 800

* Please specify LH or RH in code, e.g TWU1212LHRAD for left hand desk

Top Finishes



Frame Finishes



STRAIGHT SCREENS

- Strong and durable construction
- Made from fire retardant materials
- G-clamp brackets included



Component Guarantee: 5 Yrs

CODE	DIMENSIONS
DMS1200S	(w) 1200 x (d) 25 x (h) 400
DMS1400S	(w) 1400 x (d) 25 x (h) 400
DMS1600S	(w) 1600 x (d) 25 x (h) 400
DMS1800S	(w) 1800 x (d) 25 x (h) 400

Top Finishes



STANDING SCREENS

- Strong and durable construction
- Made from fire retardant materials

Component Guarantee: 5 Yrs

CODE	DIMENSIONS
FST8016S	(w) 800 x (h) 1600
FST8018S	(w) 800 x (h) 1800
FST1412S	(w) 1400 x (h) 1200
FST1612S	(w) 1600 x (h) 1200
FST1216S	(w) 1200 x (h) 1600
FST1616S	(w) 1600 x (h) 1600
FST1218S	(w) 1200 x (h) 1800
FST1418S	(w) 1400 x (h) 1800
FST1618S	(w) 1600 x (h) 1800

Top Finishes



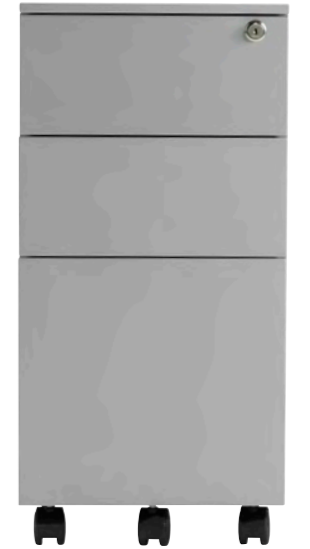
FST8018S Screen

TALOS STEEL PEDESTALS

- A4 suspension filing
- Foolscap suspension filing
- Lockable drawers
- 7 year component guarantee
- Pen tray NOT included with slimline model




Mobile Pedestal



Slimline Mobile Pedestal

CODE	DESCRIPTION	DIMENSIONS
TKUSMP3	Mobile pedestal	(w) 380 x (d) 470 x (h) 615
TKUSSMP3	Slimline mobile pedestal	(w) 300 x (d) 470 x (h) 615

Finishes



TALOS FILING CABINETS

- A4 suspension filing
- Foolscap suspension filing
- Anti-tilt
- 100% drawer extension
- 40kg load capacity per drawer
- Lockable drawers
- 7 year component guarantee



CODE	DESCRIPTION	DIMENSIONS
TCS2FC	2 drawers	(w) 465 x (d) 620 x (h) 700
TCS3FC	3 drawers	(w) 465 x (d) 620 x (h) 1000
TCS4FC	4 drawers	(w) 465 x (d) 620 x (h) 1300

Finishes



TALOS CUPBOARDS


- A flexible alternative to wooden storage
- Square lockable handles
- Included shelves can be used for under shelf filing
- 180° door opening



A4 suspension filing
50kg load capacity per drawer
Lockable
7 year component guarantee

CODE	DESCRIPTION	DIMENSIONS
TCSDDC1000	2 shelves included	(w) 920 x (d) 420 x (h) 1000
TCSDDC1790	4 shelves included	(w) 920 x (d) 420 x (h) 1790
TCSDDC1950	4 shelves included	(w) 920 x (d) 420 x (h) 1950
TCS-SHELF-BK	Dual purpose cupboard shelf	

Finishes



TALOS TAMBOURS


- A flexible alternative to wooden storage
- Lockable side-opening shutter door
- Able to mix flat shelves and suspension frames together
- Included shelves can be used for under shelf filing



A4 suspension filing
Foolscap suspension filing
Anti-tilt
100% drawer extension
40kg load capacity per drawer
Lockable
7 year component guarantee

CODE	DESCRIPTION	DIMENSIONS
TCSOT1050	2 shelves included	(w) 1000 x (d) 450 x (h) 1050
TCSOT1950	4 shelves included	(w) 1000 x (d) 450 x (h) 1950
TCSOTFF	Roll out tambour filing frame	
TCS-TAM-SHELF	Dual purpose tambour shelf	

Finishes



MOBILE PEDESTALS

- TESMP3 does not support A4 or Foolscap filing



Finishes



5 year component guarantee


CODE	DESCRIPTION	DIMENSIONS
TESMP2	2 drawers	(w) 404 x (d) 500 x (h) 595
TESMP3	3 drawers	(w) 404 x (d) 500 x (h) 595

UNDER DESK PEDESTAL

- Fixed glides



Finishes




5 year component guarantee

CODE	DIMENSIONS
TESUDP3	(w) 404 x (d) 500 x (h) 690

DESK HIGH PEDESTAL



Finishes



5 year component guarantee

CODE	DIMENSIONS
TESDHP3	(w) 404 x (d) 600 x (h) 730
TESDHP3/800	(w) 404 x (d) 800 x (h) 730

FILING CABINETS



Finishes



5 year component guarantee

CODE	DESCRIPTION	DIMENSIONS
TES2FC	2 drawers	(w) 464 x (d) 600 x (h) 710
TES3FC	3 drawers	(w) 464 x (d) 600 x (h) 1055
TES4FC	4 drawers	(w) 464 x (d) 600 x (h) 1390

BOOKCASES


- 18mm one piece MFC back panel
- 25mm top and bottom panels
- Black adjustable feet for levelling
- Fully adjustable shelves



Component Guarantee: 5 Yrs
Shelves & Back Thickness: 18mm

CODE	DESCRIPTION	DIMENSIONS
WDS745	1 shelf included	(w) 800 x (d) 450 x (h) 730
WDS845	1 shelf included	(w) 800 x (d) 450 x (h) 800
WDS1245	3 shelves included	(w) 800 x (d) 450 x (h) 1200
WDS1645	3 shelves included	(w) 800 x (d) 450 x (h) 1600
WDS1845	4 shelves included	(w) 800 x (d) 450 x (h) 1800
WDS2045	4 shelves included	(w) 800 x (d) 450 x (h) 2000

Top Finishes



CUPBOARDS


- 18mm one piece MFC back panel
- 25mm top and bottom panels
- Lockable doors with silver handles
- Black adjustable feet for levelling
- Fully adjustable shelves



Component Guarantee: 5 Yrs
Shelves & Back Thickness: 18mm

CODE	DESCRIPTION	DIMENSIONS
WDS745CP	1 shelf included	(w) 800 x (d) 450 x (h) 730
WDS845CP	1 shelf included	(w) 800 x (d) 450 x (h) 800
WDS1245CP	3 shelves included	(w) 800 x (d) 450 x (h) 1200
WDS1645CP	3 shelves included	(w) 800 x (d) 450 x (h) 1600
WDS1845CP	4 shelves included	(w) 800 x (d) 450 x (h) 1800
WDS2045CP	4 shelves included	(w) 800 x (d) 450 x (h) 2000

Top Finishes



WWW.ALPHAOFFICE.CO.UK



sales@alphaoffice.co.uk

Prices subject to change