

dams 

FURNITURE GUIDE

2023



# ABOUT US

Dams Furniture have been providing office furniture solutions since the 1960's. Now firmly established as one of the UK's leading full range manufacturers and suppliers of office furniture, Dams remains a family run business employing over 370 people from our head office site in Knowsley, Merseyside.

Dams forward-thinking, entrepreneurial mentality and dynamic growth strategy is underpinned by continued investment in our production and warehouse facilities, our systems and our people. Today, Dams are uniquely placed to meet the diverse, ever changing needs of the office furniture market.



FSC® certified products available on request











# UK MANUFACTURING





# SUSTAINABLE BUSINESS



## Made in the UK

Our proud history covers over 50 years of manufacturing in the UK office furniture industry. What we do, we do well, with a focused approach to producing quality, design-led products and developing the skills needed for the office furniture industry of the future.

Our UK manufacturing operations are made up of a wood mill and upholstery factory, and quality is an integral part of what we do as we test and certify our products with the industry leading organisations such as FIRA and SATRA.



## Corporate social responsibility

We care about what we do, and we're committed to reducing our carbon footprint and minimising our environmental impact on the planet, while recognising our corporate social responsibilities with our charity work in the local area.

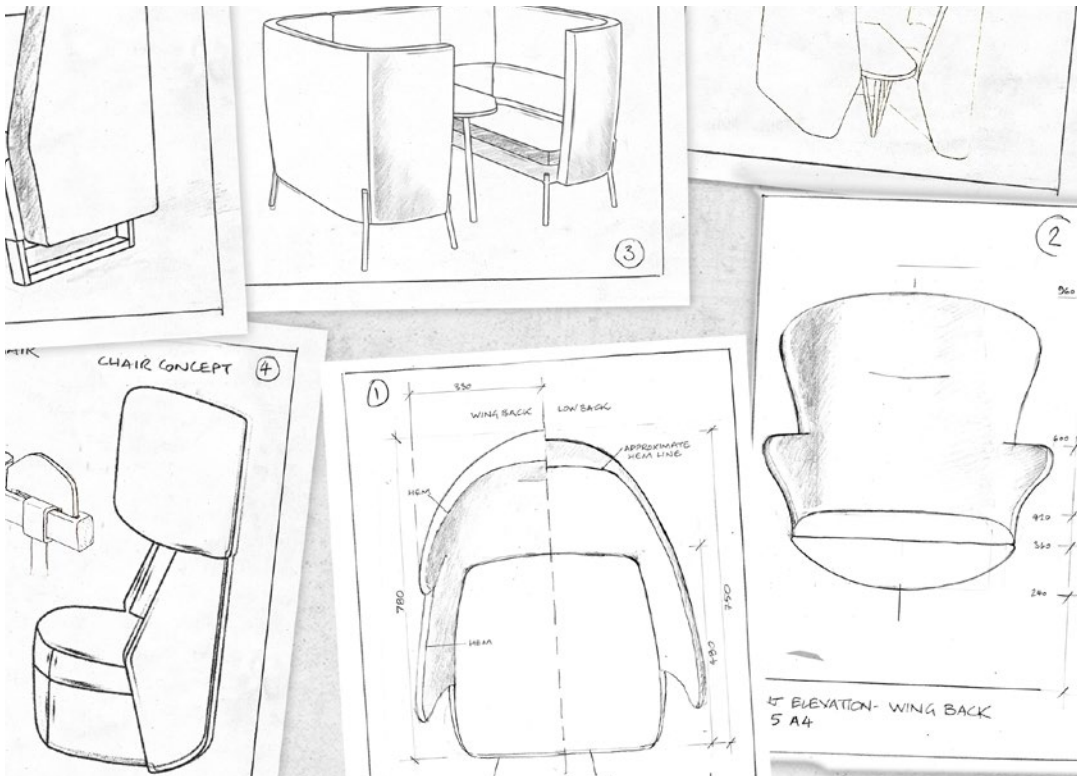
Dams are on track to achieve Netzero carbon status by 2035 – well in advance of global government targets, and we're constantly striving to find new ways in which we can engage with local communities to improve people's lives.

# PRODUCT DESIGN



## Product life cycle

We design and make intelligent products that are manufactured to meet real needs of the office furniture industry, making sure that every process during new product development, whether it's constructing a new sofa or producing a new worktable, reduces or eliminates our impact on the environment.



## In-house design team


Our in-house team of designers bring dozens of new products to market each year. Innovative and contemporary designs are supplemented with traditional and modern classics to meet all style and customer requirements.



# MARKETING SUPPORT

## Marketing content

The Dams approach is to work as an extension to our customer's business. We strive to help you grow your business by going the extra mile in terms of the marketing support we offer, building a flexible and long-lasting cooperation and relationship, and working together to increase your sales and margins.



## MyDams customer portal

We offer leading-edge sales and marketing support with a friendly, easy to do business with mentality. The MyDams customer portal has been developed to bring all your product details, stock information, downloads, customised promotion flyers and sales quotes together into a single easy to manage place.

**Images & videos**

**Website Data**

**2D & 3D Models**

AUTODESK REVIT | AUTODESK AUTOCAD



# DELIVERY SERVICES

## Warehouse

Our huge product portfolio is backed up by industry-leading levels of stock availability in our newly expanded warehouse and distribution centre, which we then provide to our customers through national wholesaler delivery service options, leading the way in office furniture logistics.



## Distribution

Getting your products safe, sound and on time is crucial for any business. Customer orders can be delivered anywhere in the UK the next day, delivered to your warehouse, direct to end-users, delivered and installed by our two man teams, or you can collect items from Dams collection centres across the UK.





## Customer support

Dams offer the complete project management service, including planning, design, production, delivery and installation, because we have the expertise, resources and furniture products to deliver a professional, accurate project and meet your every need.



## Interior design

Our in-house team of space planners and design experts can take your room measurements and then suggest the perfect furniture solutions for your space, in addition to mood boards and photo-realistic static visuals as the project progresses, viewing various furniture options in different finishes.



# PRODUCT PORTFOLIO

## Our brands

Dams product portfolio is more diversified than ever with unique product offerings that are sought after for their compelling design, superior quality, and exceptional value. Innovative and contemporary product designs are supplemented with traditional and modern classics to fulfil any customer requirement.



**The one-stop-shop for all your workplace needs**



**Design-led products for corporate breakout spaces**



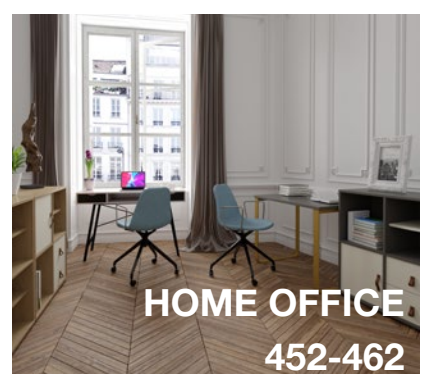




**Home working solutions for small offices**

## Manufacturer and wholesaler

With over 9,500 stocked products and 1,500 made-to-order items available, Dams have the biggest and best portfolio of office furniture products in the UK and are better placed than ever to service our customers.



# CONTENTS



# ELEV8<sup>2</sup> TOUCH

## SIT-STAND DESKING

The ability to sit and stand during the average working day has huge health benefits to the user, helping to burn calories, boost energy levels, improve posture and promote mental well-being. In addition to the numerous health benefits provided by periodic standing, studies show that Elev8<sup>2</sup> height adjustable desks promote creativity, team interaction, collaboration, and the willingness to share ideas.



### PRODUCT SPECS

BS EN527-2:2016+A1:2019, EN1729-2:2012+A1:2015



Product guarantee



Manufactured in the UK

### DESK SHAPES



Straight



Return



Back-to-back



# FEATURES

Three-tiered leg column with adjustability from 650mm to 1250mm

Twin motors for fast, fluid and natural movement of the 25mm desktops

Weight loading of up to 160kg with sit-stand desk height adjustment

Fully integrated and concealed cable management

### EV-CHAIN

Vertical cable chain for back-to-back desks

### EVSS-1600

Vibe screen options for increased privacy



### TVS300T1

Travis mesh back operator chair

### EVTB-1600

Two straight 800mm deep desks back-to-back

## FRAMES



Black  
(K)




Silver  
(S)




White  
(WH)


## WOOD FINISHES




Beech  
(B)



Grey Oak  
(GO)



Oak  
(O)



Walnut  
(W)



White  
(WH)



White/Oak  
(WO)



## Single Height Adjustable Desks



CODE	W	D	H	RRP
<b>EVT-1200</b>	1200	800	650-1250	<b>£1281</b>
<b>EVT-1400</b>	1400	800	650-1250	<b>£1306</b>
<b>EVT-1600</b>	1600	800	650-1250	<b>£1334</b>



- Single straight desks 800mm deep with adjustability from 650mm-1250mm
- Powerful twin motors raise and lower the desktop at a 39db noise level

## Return Height Adjustable Desk



CODE	W	D	H	RRP
<b>EVT-RET</b>	800	600	650-1250	<b>£934</b>

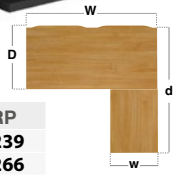


- Sits on either side of the sit-stand straight desks to increase the working area
- The two base columns of the straight and return desk stay perfectly synched

## Single Height Adjustable Desks with Returns



CODE	W	D	H	w	d	RRP
<b>EVTR-1400</b>	1400	800	650-1250	600	1600	<b>£2239</b>
<b>EVTR-1600</b>	1600	800	650-1250	600	1600	<b>£2266</b>



- Rectangular desks 800mm deep complete with 800mm return desk
- Return can be fitted to either side of desk to extend the sit-stand working area

## Vibe Screens for Single Desks



CODE	W	D	H	Band A	Band B	Band C	Band D	Band E
<b>EV1000</b>	1000	25	600	<b>£222</b>	<b>£239</b>	<b>£268</b>	<b>£289</b>	<b>£312</b>
<b>EV1200</b>	1200	25	600	<b>£254</b>	<b>£268</b>	<b>£294</b>	<b>£317</b>	<b>£343</b>
<b>EV1400</b>	1400	25	600	<b>£281</b>	<b>£294</b>	<b>£324</b>	<b>£349</b>	<b>£377</b>
<b>EV1600</b>	1600	25	600	<b>£312</b>	<b>£324</b>	<b>£353</b>	<b>£381</b>	<b>£412</b>

- Made to order designer office screens supplied with fitting brackets
- 25mm thick screens which are 600mm high specifically for Elev8<sup>2</sup> single desks



Black (K) Silver (S) White (WH)



Beech (B) Grey Oak (GO) Oak (O) Walnut (W) White (WH)

White/Oak (WO)

Please add frame finish followed by desktop finish when ordering eg. **EVT-1600** with Black frame in Oak = **EVT-1600-K-O**

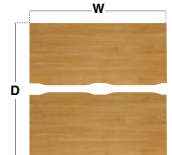
# ELEV8<sup>2</sup> TOUCH

BACK-TO-BACK DESKS & ACCESSORIES

## Back-to-Back Height Adjustable Desks




CODE	W	D	H	RRP
<b>EVTB-1200</b>	1200	1650	650-1250	<b>£2664</b>
<b>EVTB-1400</b>	1400	1650	650-1250	<b>£2731</b>
<b>EVTB-1600</b>	1600	1650	650-1250	<b>£2797</b>



- Two straight 800mm deep desks back-to-back with adjustability from 650mm-1250mm
- Powerful twin motors raise and lower the back-to-back desks independently

## Vibe Straight Screens for Back-to-Back Desks



CODE	W	D	H	Band A	Band B	Band C	Band D	Band E
<b>EVSS-1200</b>	1200	25	600	<b>£260</b>	<b>£274</b>	<b>£290</b>	<b>£317</b>	<b>£355</b>
<b>EVSS-1400</b>	1400	25	600	<b>£334</b>	<b>£346</b>	<b>£362</b>	<b>£405</b>	<b>£471</b>
<b>EVSS-1600</b>	1600	25	600	<b>£368</b>	<b>£397</b>	<b>£426</b>	<b>£477</b>	<b>£575</b>

- Made to order designer office screens 600mm high
- 25mm thick screens specifically designed for Elev8<sup>2</sup> Touch back-to-back desks

## Vibe Curved Screens for Back-to-Back Desks



CODE	W	D	H	Band A	Band B	Band C	Band D	Band E
<b>EVSC-1200</b>	1200	25	400-700	<b>£274</b>	<b>£290</b>	<b>£303</b>	<b>£329</b>	<b>£364</b>
<b>EVSC-1400</b>	1400	25	400-700	<b>£343</b>	<b>£358</b>	<b>£369</b>	<b>£411</b>	<b>£476</b>
<b>EVSC-1600</b>	1600	25	400-700	<b>£378</b>	<b>£404</b>	<b>£431</b>	<b>£480</b>	<b>£572</b>

- Made to order designer office screens 700mm high at central point
- 25mm thick screens specifically designed for Elev8<sup>2</sup> Touch back-to-back desks

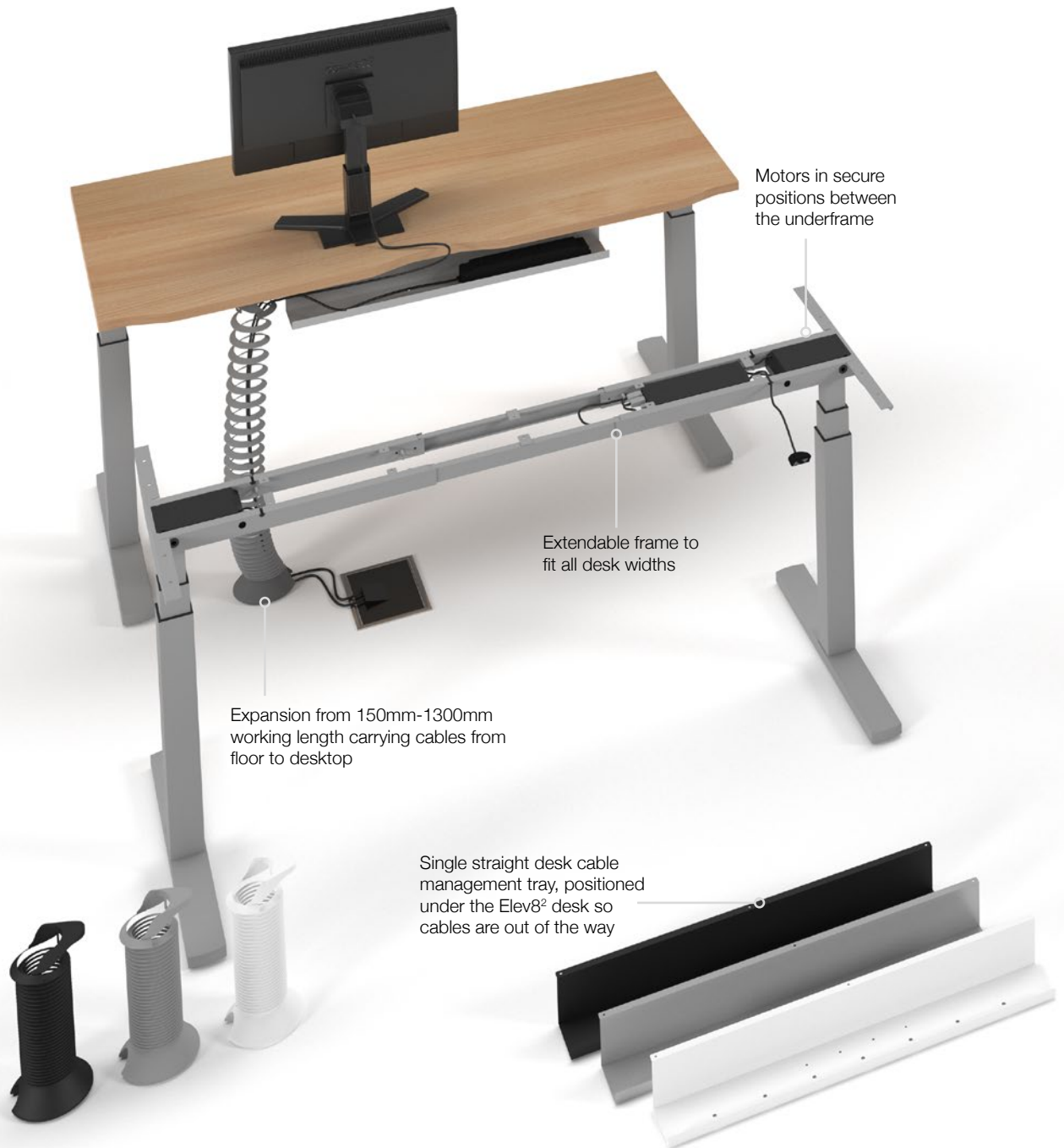


Please add frame finish followed by desktop finish when ordering eg. **EVTB-1600** with Black frame in Oak = **EVTB-1600-K-O**



## Create a healthier work environment

Many employers are now providing workers with height adjustable desks, allowing workers to alternate between sitting and standing throughout the day. Sit-stand desks have a height adjustable feature so that you can stand or sit comfortably and work proficiently. They come in all shapes and sizes, just like people, and are suitable for any employee and work environment – in the office or at home – with a design based on exhaustive ergonomic research to provide an optimal workstation.



### Vertical cable spiral

CODE	W	D	H	RRP
<b>EV-SN</b>	80	80	150-1300	<b>£90</b>

### Upper cable channel

CODE	W	D	H	RRP
<b>EV-UCC</b>	800	100	100	<b>£57</b>

# ELEV8<sup>2</sup> TOUCH

ACCESSORIES

Allows for 4 different stored height settings and can be fitted to all Elev8<sup>2</sup> Touch desking



## Digital control box

CODE	W	D	H	RRP
<b>TDH5-P</b>	105	40	20	<b>£106</b>

Easy detachable battery pack, charged with a standard USB



## Battery pack

CODE	RRP
<b>EVT-BPK</b>	<b>£459</b>

Insert the dongle into the control box of the existing desk and download the app for height adjustment and preferences



**Stand Up Plus**  
TIMOTION

## Bluetooth control

CODE	RRP
<b>EVT-BCU</b>	<b>£88</b>



Vertical cable chain

Fits inside the lower cable channel of back-to-back desks for cable management

Shared cable tray with cover which sits central to two back-to-back Elev8<sup>2</sup> desks Available in black, silver & white to match leg frames

## Vertical cable chain

CODE	W	D	H	RRP
<b>EV-CHAIN-K</b>	52	25	1000	<b>£104</b>

## Lower cable channel

CODE	W	D	H	RRP
<b>EV-LCC-854</b>	1028	250	100	<b>£137</b>
<b>EV-LCC-1054</b>	1228	250	100	<b>£175</b>
<b>EV-LCC-1254</b>	1428	250	100	<b>£217</b>

Please add finish when ordering eg. **EV-LCC-1254** in Silver = **EV-LCC-1254-S**



# ELEV8<sup>2</sup> MONO

## SIT-STAND DESKING

Elev8<sup>2</sup> Mono sit-stand desks allow the individual user to electronically adjust the desk height from a sitting to a standing position with the touch of a button. Having the option to stand, as well as sit during the work day has been proven not only to benefit the health of the user but also of the business, dramatically improving health, well-being and energy levels of employees.



### PRODUCT SPECS

BS EN527-1:2011, EN1729-2:2012+A1:2015



Product guarantee



Manufactured in the UK

### DESK SHAPES



Straight

# FEATURES

Two-tiered leg column offers adjustability from 700mm to 1200mm

Single motor for fluid and natural movement of the 25mm desktops

Weight loading of up to 120kg with sit-stand desk height adjustment

Low noise level of 44db with Vibe screen options for increased privacy



**EVM-1600**  
Single straight height adjustable desk

**EV1600**  
Vibe screen options for increased privacy

**TGM11-000**  
Tegan mesh back operator chair

**EV-SN**  
Vertical cable spiral to carry cables from floor to desktop

## FRAMES



Silver  
**(S)**




White  
**(WH)**


## WOOD FINISHES




Beech  
**(B)**



Grey Oak  
**(GO)**



Oak  
**(O)**



Walnut  
**(W)**



White  
**(WH)**



White/Oak  
**(WO)**



# ELEV8<sup>2</sup> MONO

SINGLE DESKS & ACCESSORIES

## Single Height Adjustable Desks



CODE	W	D	H	RRP
<b>EVM-1200</b>	1200	800	700-1200	<b>£1014</b>
<b>EVM-1400</b>	1400	800	700-1200	<b>£1039</b>
<b>EVM-1600</b>	1600	800	700-1200	<b>£1067</b>



- Single straight desks 800mm deep with adjustability from 700mm-1200mm
- The single motor adjusts the desktop height at a 44db noise level


## Vibe Screen for Single Desks



CODE	W	D	H	Band A	Band B	Band C	Band D	Band E
<b>EV1000</b>	1000	25	600	<b>£222</b>	<b>£239</b>	<b>£268</b>	<b>£289</b>	<b>£312</b>
<b>EV1200</b>	1200	25	600	<b>£254</b>	<b>£268</b>	<b>£294</b>	<b>£317</b>	<b>£343</b>
<b>EV1400</b>	1400	25	600	<b>£281</b>	<b>£294</b>	<b>£324</b>	<b>£349</b>	<b>£377</b>
<b>EV1600</b>	1600	25	600	<b>£312</b>	<b>£324</b>	<b>£353</b>	<b>£381</b>	<b>£412</b>

- Made to order designer office screens supplied with fitting brackets
- 25mm thick screens which are 600mm high specifically for Elev8<sup>2</sup> single desks

## Upper Cable Channel



CODE	W	D	H	RRP
<b>EV-UCC</b>	800	100	100	<b>£57</b>

- Cable management tray positioned under desk to use on single straight desks
- Available in silver or white to match leg frames

## Vertical Cable Spiral



CODE	W	D	H	RRP
<b>EV-SN</b>	80	80	150-1300	<b>£90</b>

- Spring like expansion which expands to carry cables from 150mm-1300mm
- Available in silver or white to match leg frames



Silver (S) White (WH)



Beech (B)



Grey Oak (GO)



Oak (O)



Walnut (W)



White (WH)



White/Oak (WO)

Please add frame finish followed by desktop finish when ordering eg. **EVM-1600** with Silver frame in Walnut = **EVM-1600-S-W**

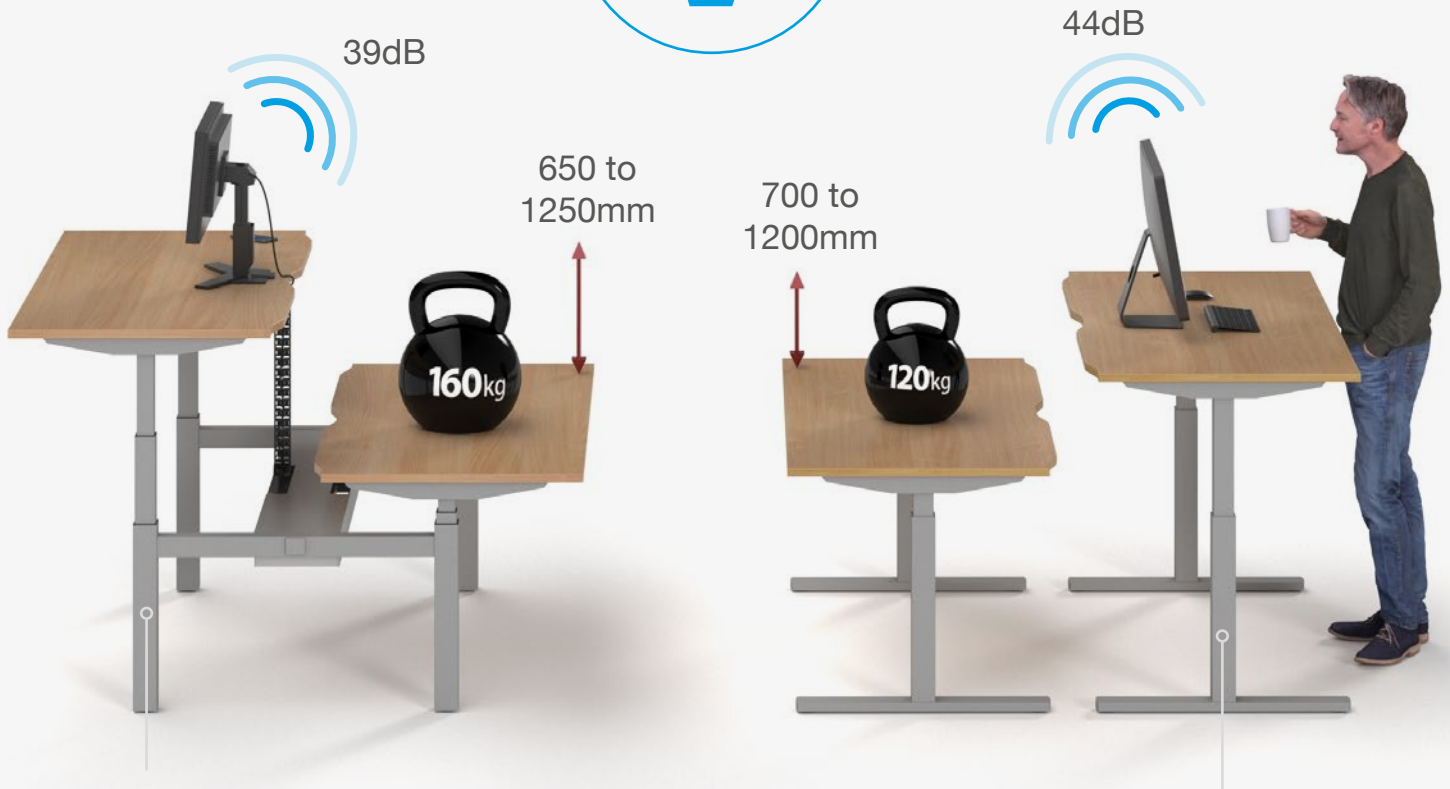
# Why opt for a sit-stand solution?

Are you sitting comfortably? You might not be by the time you finish reading this, because spending too much time perched on your posterior could be seriously damaging your health. Put simply, a healthier workforce is a happier, more motivated and more productive workforce.


**TOUCH**



**MONO**



3 part leg  
Black, Silver or White




Single and  
back-to-back desks



Twin motors  
per desk



Control unit



2 part leg  
Silver or White



Single desks



Single motor  
per desk



Control unit



Studies also show that Elev8 sit-stand desks promote creativity, team interaction, collaboration, and the willingness to share ideas. So, when it comes to the Elev8 range, a desk is much more than a place to work - it's a working culture that benefits both the employee and the company.



# ADAPT

## BENCH DESK SYSTEM

Adapt is our vision for systems furniture in the contemporary office. Offering a flexible approach to office furniture design, it is perfect for matching desking with meeting tables and even executive desk design for the totally integrated look. Sleek and stylish with clean cut lines and balanced proportions, the Adapt benching solution is a real stand out in the modern office environment.



### PRODUCT SPECS

EN527-1:2001, EN527-2:2016+A1:2019, EN1729-2:2012+A1:2-15



Product guarantee



Designed & manufactured

### DESK SHAPES



Straight



Return



Back-to-back

# FEATURES

Bench desk system with shared, recessed legs for runs of desks

Scalloped cut outs in the 25mm desktops allowing cables to pass through

Return desks allow for a greater working area for single & back-to-back desks

Sliding top options to a maximum of 125mm for easy access to cable trays



**A1600**

Aluminium frame fabric screens

**GEM301K2**

Gemini mesh back operator chair

**STE4816**

Triple back-to-back desks with sliding tops

**EDCR**

Mass vertical floor to desk cable riser

## FRAMES



Black  
(K)




Silver  
(S)




White  
(WH)


## WOOD FINISHES




Beech  
(B)



Grey Oak  
(GO)



Oak  
(O)



Walnut  
(W)



White  
(WH)




White/Oak  
(WO)



## Single Desks 600mm



CODE	W	D	H	RRP
<b>E126</b>	1200	600	725	<b>£444</b>
<b>E146</b>	1400	600	725	<b>£462</b>
<b>E166</b>	1600	600	725	<b>£490</b>

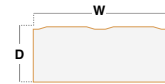


- Single straight desks 600mm deep with scalloped cut outs in the desktops
- Sturdy steel framework and bench tops which take on a floating appearance

## 600mm Add-on Units



CODE	W	D	H	RRP
<b>E126-AB</b>	1200	600	725	<b>£295</b>
<b>E146-AB</b>	1400	600	725	<b>£314</b>
<b>E166-AB</b>	1600	600	725	<b>£344</b>

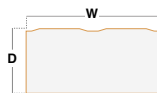


- Single straight add-on unit desk with scalloped cut outs in the desktops
- Use with single desks to extend into a modular system

## Single Desks 800mm



CODE	W	D	H	RRP
<b>E128</b>	1200	800	725	<b>£492</b>
<b>E148</b>	1400	800	725	<b>£518</b>
<b>E168</b>	1600	800	725	<b>£554</b>

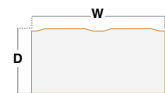


- Single straight desks 800mm deep with scalloped cut outs in the desktops
- Sturdy steel framework and bench tops which take on a floating appearance

## 800mm Add-on Units



CODE	W	D	H	RRP
<b>E128-AB</b>	1200	800	725	<b>£329</b>
<b>E148-AB</b>	1400	800	725	<b>£353</b>
<b>E168-AB</b>	1600	800	725	<b>£386</b>

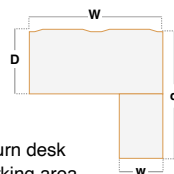


- Single straight add-on unit desk with scalloped cut outs in the desktops
- Use with single desks to extend into a modular system

## Single Desks with Returns



CODE	W	D	H	w	d	RRP
<b>ER1488</b>	1400	800	725	600	1600	<b>£719</b>
<b>ER1688</b>	1600	800	725	600	1600	<b>£745</b>



- Rectangular desks 800mm deep complete with 800mm return desk
- Return can be fitted to either side of desk to extend the working area

## Single Desk Cable Trays



CODE	Usage	W	D	H	RRP
<b>ED12SCT</b>	Fits 1200 wide desk	1000	100	60	<b>£82</b>
<b>ED14SCT</b>	Fits 1400 wide desk	1200	100	60	<b>£93</b>
<b>ED16SCT</b>	Fits 1600 wide desk	1400	100	60	<b>£137</b>

- Cable management tray positioned under desk to use on single straight desks
- Available in black, silver or white to match leg frames

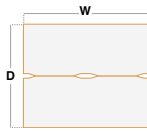


Please add frame finish followed by desktop finish when ordering eg. **E166** with White frame in White/Oak = **E166-WH-WO**

## Back-to-Back Desks



CODE	W	D	H	RRP
<b>E1212</b>	1200	1200	725	<b>£812</b>
<b>E1412</b>	1400	1200	725	<b>£842</b>
<b>E1612</b>	1600	1200	725	<b>£905</b>
<b>E1216</b>	1200	1600	725	<b>£867</b>
<b>E1416</b>	1400	1600	725	<b>£914</b>
<b>E1616</b>	1600	1600	725	<b>£983</b>

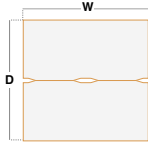


- Two straight desks back-to-back with scalloped cut outs in the desktops
- Extended sturdy steel framework and bench tops which take on a floating look

## Back-to-Back Add-on Units




CODE	W	D	H	RRP
<b>E1212-AB</b>	1200	1200	725	<b>£519</b>
<b>E1412-AB</b>	1400	1200	725	<b>£555</b>
<b>E1612-AB</b>	1600	1200	725	<b>£612</b>
<b>E1216-AB</b>	1200	1600	725	<b>£572</b>
<b>E1416-AB</b>	1400	1600	725	<b>£621</b>
<b>E1616-AB</b>	1600	1600	725	<b>£685</b>

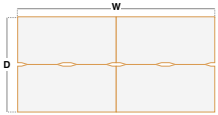


- Two straight add-on unit desks back-to-back with scalloped cut outs
- Use with back-to-back desks to extend into a modular system

## Double Back-to-Back Desks




CODE	W	D	H	RRP
<b>E2412</b>	2400	1200	725	<b>£1328</b>
<b>E2812</b>	2800	1200	725	<b>£1393</b>
<b>E3212</b>	3200	1200	725	<b>£1510</b>
<b>E2416</b>	2400	1600	725	<b>£1433</b>
<b>E2816</b>	2800	1600	725	<b>£1531</b>
<b>E3216</b>	3200	1600	725	<b>£1665</b>

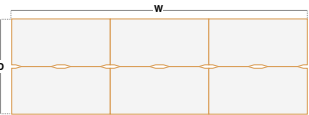


- Four straight desks in a double back-to-back bench desk configuration
- Legs are shared between desk clusters with a recessed centre leg support

## Triple Back-to-Back Desks



CODE	W	D	H	RRP
<b>E3612</b>	3600	1200	725	<b>£1844</b>
<b>E4212</b>	4200	1200	725	<b>£1941</b>
<b>E4812</b>	4800	1200	725	<b>£2116</b>
<b>E3616</b>	3600	1600	725	<b>£2001</b>
<b>E4216</b>	4200	1600	725	<b>£2148</b>
<b>E4816</b>	4800	1600	725	<b>£2347</b>



- Six straight desks in a triple back-to-back bench desk configuration
- Legs are shared between desk clusters with two recessed centre leg supports



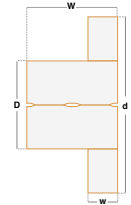
Please add frame finish followed by desktop finish when ordering eg. **E1616** with White frame in White/Oak = **E1616-WH-WO**



## Back-to-Back Desks with Returns



CODE	W	D	H	w	d	RRP
<b>ER14168</b>	1400	1600	725	600	3200	<b>£1306</b>
<b>ER16168</b>	1600	1600	725	600	3200	<b>£1373</b>

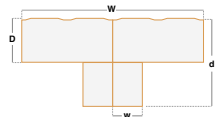


- Two straight desks back-to-back with scalloped cutouts and return desks
- Extended sturdy steel framework and bench tops which take on a floating look

## Double Straight Desks with Returns



CODE	W	D	H	w	d	RRP
<b>ER2888</b>	2800	800	725	600	1600	<b>£1306</b>
<b>ER3288</b>	3200	800	725	600	1600	<b>£1373</b>

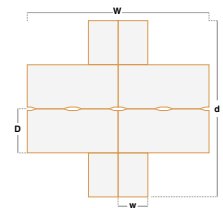


- Two straight desks side-by-side with scalloped cutouts and return desks
- Returns can be fitted to either side of desk to extend the working area

## Four Desk Clusters with Returns



CODE	W	D	H	w	d	RRP
<b>ER28168</b>	2800	800	725	600	3200	<b>£2219</b>
<b>ER32168</b>	3200	800	725	600	3200	<b>£2349</b>



- Back-to-back desks with returns for a modern bench desk configuration
- Legs are shared between desk clusters with a recessed centre leg support

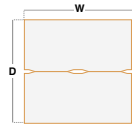


Please add frame finish followed by desktop finish when ordering eg. **ER16168** with White frame in White/Oak = **E16168-WH-WO**

## Back-to-Back Desks - Sliding Tops



CODE	W	D	H	RRP
<b>STE1212</b>	1200	1200	725	<b>£1037</b>
<b>STE1412</b>	1400	1200	725	<b>£1080</b>
<b>STE1612</b>	1600	1200	725	<b>£1155</b>
<b>STE1216</b>	1200	1600	725	<b>£1108</b>
<b>STE1416</b>	1400	1600	725	<b>£1173</b>
<b>STE1616</b>	1600	1600	725	<b>£1257</b>

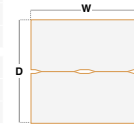


- Two straight desks back-to-back with scalloped cut outs in the tops
- Desktops slide forward up to 125mm allowing greater cable access

## Back-to-Back Add-On Units - Sliding Tops




CODE	W	D	H	RRP
<b>STE1212-AB</b>	1200	1200	725	<b>£664</b>
<b>STE1412-AB</b>	1400	1200	725	<b>£706</b>
<b>STE1612-AB</b>	1600	1200	725	<b>£782</b>
<b>STE1216-AB</b>	1200	1600	725	<b>£731</b>
<b>STE1416-AB</b>	1400	1600	725	<b>£794</b>
<b>STE1616-AB</b>	1600	1600	725	<b>£879</b>

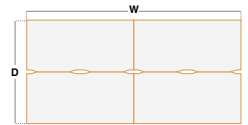


- Two straight add-on unit desks back-to-back with tops that slide forward
- Recessed leg is positioned in the centre of the bench desks

## Double Back-to-Back Desks - Sliding Tops




CODE	W	D	H	RRP
<b>STE2412</b>	2400	1200	725	<b>£1696</b>
<b>STE2812</b>	2800	1200	725	<b>£1781</b>
<b>STE3212</b>	3200	1200	725	<b>£1931</b>
<b>STE2416</b>	2400	1600	725	<b>£1834</b>
<b>STE2816</b>	2800	1600	725	<b>£1963</b>
<b>STE3216</b>	3200	1600	725	<b>£2093</b>

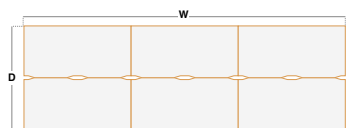


- Four straight desks in a double back-to-back bench desk configuration
- Desktops slide forward up to 125mm allowing greater cable access

## Triple Back-to-Back Desks - Sliding Tops



CODE	W	D	H	RRP
<b>STE3612</b>	3600	1200	725	<b>£2354</b>
<b>STE4212</b>	4200	1200	725	<b>£2479</b>
<b>STE4812</b>	4800	1200	725	<b>£2710</b>
<b>STE3616</b>	3600	1600	725	<b>£2561</b>
<b>STE4216</b>	4200	1600	725	<b>£2750</b>
<b>STE4816</b>	4800	1600	725	<b>£3003</b>



- Six straight desks in a triple back-to-back bench desk configuration
- Horizontal and vertical cable management solutions available



Black (K) Silver (S) White (WH)



Beech (B)



Grey Oak (GO)



Oak (O)



Walnut (W)



White (WH)



White/Oak (WO)

Please add frame finish followed by desktop finish when ordering eg. **STE1616** with White frame in White/Oak = **STE1616-WH-WO**



# Start simple then Adapt easily!



**Step 1**

Select a starter unit which can be single desk or back-to-back desks. Choose your add-on unit in the same width, depth and finish as the starter unit

Please note:

Don't mix 600mm deep desks with 800mm deep desks, and don't mix 1200mm deep with 1600mm deep back-to-back desk clusters. You can't mix fixed tops and sliding top desks.



**Step 2**

Remove one set of legs from the starter unit and add to the end of the add-on unit



**Step 3**

Connect the add-on unit to the starter unit. Simply repeat the process and connect more add-on units to create runs of desks




## Beam

Steel legs and framework for enhanced strength and stability

Manages all the cables from the desk to the floor, with a front panel that can be removed quickly and easily to gain access to wires

## Mass cable riser

CODE	W	D	H	RRP
<b>EDCR</b>	390	65	500	<b>£166</b>



Black (**K**)



Silver (**S**)



White (**WH**)

Please add metal finish when ordering eg. **ED16SCT** in White = **ED16SCT-WH**

Offering choice is essential when creating a space for an agile workforce, and Adapt's thoughtful design and versatile components help you to do more with less.


The flexibility of bench desking allows for easy reconfiguration and expansion of the work area as one project is completed and a new team moves into the space.



### Inset legs


Provides improved leg room as the recessed leg is positioned in the centre of the desks

Central drop down cable trays where cables can run between two trays for effective cable management



### Central cable trays

CODE	USAGE	W	D	H	RRP
<b>ED12DCT</b>	Fits 1200 wide desk	1000	320	60	<b>£146</b>
<b>ED14DCT</b>	Fits 1400 wide desk	1200	320	60	<b>£154</b>
<b>ED16DCT</b>	Fits 1600 wide desk	1400	320	60	<b>£161</b>



Black (**K**)



Silver (**S**)



White (**WH**)

Please add metal finish when ordering eg. **EDCR** in White = **EDCR-WH**



# FUZE

## STYLISH BENCH DESKING

Increasingly, businesses are moving away from dedicated single employee workspaces, towards more flexible working environments, and bench desk systems are the ideal solution for high density open plan workplaces. Fuze bench desks blend the best of European design with the highest workmanship standards to span a wide range of applications and support the most creative of workspaces.



### PRODUCT SPECS



Product guarantee



Designed & manufactured

### DESK SHAPES



Straight



Back-to-back

# FEATURES

Bench desk system with shared, recessed legs for runs of desks

Solid oak legs with sleek, curved lines for a contemporary look

White steel framework for enhanced strength and stability

Scalloped cut outs in the 25mm desktops allowing cables to pass through

**A1600**  
Aluminium frame  
fabric screen


**TGSMARM**  
Triton single monitor arm



**TNMP**  
Tall, narrow 3 drawer  
mobile pedestal


**SM44-000**  
Senza mesh back  
operator chair

## FRAMES




Oak legs & White  
metal frame

## WOOD FINISHES



Grey Oak  
(GO)



Oak  
(O)



White  
(WH)




White/Oak  
(WO)

Single Desks



CODE	W	D	H	RRP
<b>FZ128</b>	1200	800	725	<b>£842</b>
<b>FZ148</b>	1400	800	725	<b>£880</b>
<b>FZ168</b>	1600	800	725	<b>£913</b>



- Single straight desks 800mm deep with scalloped cutouts in the desktops
- Ideal for the home or the workplace

Single Desk Cable Tray



CODE	W	D	H	RRP
<b>ED12SCT</b>	1000	100	60	<b>£82</b>
<b>ED14SCT</b>	1200	100	60	<b>£93</b>
<b>ED16SCT</b>	1400	100	60	<b>£137</b>

- Cable management tray to use on single straight desks
- Positioned under the desk so cables are out of the way but easily accessible



White (WH)



Grey Oak (GO)



Oak (O)



White (WH)



White/Oak (WO)


Please add frame finish followed by desktop finish when ordering eg. **FZ168** with White frame in Grey Oak = **FZ168-WH-GO**



## Back-to-Back Desks



CODE	W	D	H	RRP
<b>FZ1216</b>	1200	1600	725	<b>£1021</b>
<b>FZ1416</b>	1400	1600	725	<b>£1089</b>
<b>FZ1616</b>	1600	1600	725	<b>£1124</b>



- Two straight 800mm deep desks with scalloped cutouts in the desktops
- Solid oak leg frame provides a stylish twist on bench desking with a steel frame

## Back-to-Back Add-on Units



CODE	W	D	H	RRP
<b>FZ1216-AB</b>	1200	1600	725	<b>£599</b>
<b>FZ1416-AB</b>	1400	1600	725	<b>£668</b>
<b>FZ1616-AB</b>	1600	1600	725	<b>£704</b>




- Two straight 800mm deep desk add-on units back-to-back with scalloped cutouts
- Recessed solid oak leg is positioned in the centre of the desks

## Double Back-to-Back Desks



CODE	W	D	H	RRP
<b>FZ2416</b>	2400	1600	725	<b>£1616</b>
<b>FZ2816</b>	2800	1600	725	<b>£1755</b>
<b>FZ3216</b>	3200	1600	725	<b>£1825</b>




- Four straight 800mm deep desks in a double back-to-back bench desk configuration
- Solid oak legs are shared between desk clusters with a recessed centre leg support

## Triple Back-to-Back Desks



CODE	W	D	H	RRP
<b>FZ3616</b>	3600	1600	725	<b>£2210</b>
<b>FZ4216</b>	4200	1600	725	<b>£2419</b>
<b>FZ4816</b>	4800	1600	725	<b>£2522</b>



- Six straight 800mm deep desks in a triple back-to-back bench desk configuration
- Solid oak legs are shared between desk clusters with recessed centre leg supports



White (WH)



Grey Oak (GO)



Oak (O)



White (WH)



White/Oak (WO)

Please add frame finish followed by desktop finish when ordering eg. **FZ1616** with White frame in Grey Oak = **FZ1616-WH-GO**

# Start simple then Fuze together!



### Step 1

Select a starter unit which can be single desk or back-to-back desks. Choose your add-on unit in the same width and finish as the starter unit



### Step 2

Remove one set of legs from the starter unit and add to the end of the add-on unit



### Step 3

Connect the add-on unit to the starter unit. Simply repeat the process connect more add-on units to create runs of desks



## Cable riser

Manages all the cables from the desk to the floor, with a front panel that can be removed quickly and easily to gain access to wires

CODE	W	D	H	RRP
<b>FZCR</b>	188-570	80	520	<b>£130</b>

Offering choice is essential when creating a space for an agile workforce, and Fuze's stylish design and versatile components help you to do more with less.

The flexibility of bench desking allows for easy reconfiguration and expansion of the work area as one project is completed and a new team moves into the space.



### Cable tray


Central drop down cable trays where cables can run between two trays for effective cable management



CODE	USAGE	W	D	H	RRP
<b>ED12DCT</b>	Fits 1200 wide desk	1000	320	60	<b>£146</b>
<b>ED14DCT</b>	Fits 1400 wide desk	1200	320	60	<b>£154</b>
<b>ED16DCT</b>	Fits 1600 wide desk	1400	320	60	<b>£161</b>

### Single desk cable tray

Cable management tray positioned under the desk so cables are out of the way but easily accessible





# CONNEX

## MODULAR BENCH DESKING

Connex bench desking is based on one principle – simplicity. With its clean lines and elegant form, Connex offers a choice of classic tried and tested configurations from a single desk to hundreds of workstations in a wide variety of sizes to fit any office space. The legs can be shared between bench clusters, which not only look aesthetically pleasing, but save space and decreases costs.



### PRODUCT SPECS

BS EN527-2:2016



Product  
guarantee



Designed &  
manufactured

### DESK SHAPES



Straight

# FEATURES

Bench desk system with shared, recessed legs for runs of desks

Square steel framework with mitred frame for enhanced strength & stability

Desktops with cable access ports to feed plugs and cables through

Quick assembly modular bench desk system for high density office spaces



**ES1600**

Fabric desktop screens with brackets

**SWY300K2-G**

Sway performance mesh back operator chair

**COUEDCR**

Cable riser to ensure complete cable control

**R2M**

Mobile 2 drawer pedestal

**CO4816**

Triple back-to-back bench desks

## FRAMES




Silver  
(S)




White  
(WH)


## WOOD FINISHES




Beech  
(B)



Grey Oak  
(GO)



Oak  
(O)



Walnut  
(W)



White  
(WH)



## Single Desks



CODE	W	D	H	RRP
<b>CO128</b>	1200	800	725	<b>£410</b>
<b>CO148</b>	1400	800	725	<b>£431</b>
<b>CO168</b>	1600	800	725	<b>£461</b>



- Single straight desks 800mm deep with two cable access ports
- Rectangular steel framework in silver or white with excellent strength & stability

## Single Add-on Units



CODE	W	D	H	RRP
<b>CO128-AB</b>	1200	800	725	<b>£291</b>
<b>CO148-AB</b>	1400	800	725	<b>£314</b>
<b>CO168-AB</b>	1600	800	725	<b>£370</b>



- Single desk add-on units 800mm deep, supplied with a recessed centre leg
- Recessed leg is positioned in the centre of the bench desks



Silver (S)



White (WH)



Beech (B)



Grey Oak (GO)



Oak (O)



Walnut (W)



White (WH)

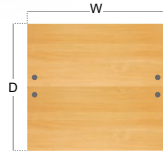
Please add frame finish followed by desktop finish when ordering eg. **CO168** with Silver frame in Beech = **CO168-S-B**



## Back-to-Back Desks



CODE	W	D	H	RRP
<b>CO1216</b>	1200	1600	725	<b>£717</b>
<b>CO1416</b>	1400	1600	725	<b>£762</b>
<b>CO1616</b>	1600	1600	725	<b>£814</b>



- Two straight 800mm deep desks back-to-back, both with two cable access ports
- Extended rectangular steel framework for added strength & stability

## Back-to-Back Add-on Units



CODE	W	D	H	RRP
<b>CO1216-AB</b>	1200	1600	725	<b>£472</b>
<b>CO1416-AB</b>	1400	1600	725	<b>£528</b>
<b>CO1616-AB</b>	1600	1600	725	<b>£570</b>

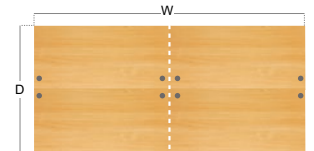


- Two straight 800mm deep add-on units back-to-back, supplied with a centre leg
- Recessed leg is positioned in the centre of the bench desks and can be extended

## Double Back-to-Back Desks




CODE	W	D	H	RRP
<b>CO2416</b>	2400	1600	725	<b>£1188</b>
<b>CO2816</b>	2800	1600	725	<b>£1284</b>
<b>CO3216</b>	3200	1600	725	<b>£1378</b>

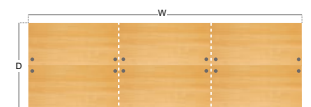


- Four straight 800mm deep desks in a double back-to-back bench desk configuration
- Legs are shared between desk, recessed centre leg support to save space and costs

## Triple Back-to-Back Desks



CODE	W	D	H	RRP
<b>CO3616</b>	3600	1600	725	<b>£1703</b>
<b>CO4216</b>	4200	1600	725	<b>£1782</b>
<b>CO4816</b>	4800	1600	725	<b>£1945</b>



- Six straight 800mm deep desks in a triple back-to-back bench desk configuration
- Legs are shared between desk clusters with recessed centre leg supports



Silver (S)



White (WH)



Beech (B)



Grey Oak (GO)



Oak (O)



Walnut (W)



White (WH)

Please add frame finish followed by desktop finish when ordering eg. **CO1616** with Silver frame in Beech = **CO1616-S-B**

# Start simple then Connex add-on units!



**Step 1**

Select a starter unit which can be single desk or back-to-back desks. Choose your add-on unit in the same width and finish as the starter unit



**Step 2**

Remove one set of legs from the starter unit and add to the end of the add-on unit



**Step 3**

Connect the add-on unit to the starter unit. Simply repeat the process connect more add-on units to create runs of desks



**Beam**

Steel legs and framework for enhanced strength and stability

**Mass cable riser**

Manages all the cables from the desk to the floor

CODE	W	D	H	RRP
<b>COUEDCR</b>	450	50	700	<b>£165</b>



Silver (S)



White (WH)

Please add finish when ordering eg. **COUEDCR** in Silver = **COUEDR-S**


Offering choice is essential when creating a space for an agile workforce, and Connex's clever design and versatile components help you to do more with less.

Through its twin fixed beam steel frame construction, Connex is robust enough to cope with the rigours of a busy office and is an ideal modular system for high density office spaces.



## Cable trays

Central drop down cable trays for easy cable management on back-to-back desks



## Double cable trays

Double trays to fit back-to-back desks

CODE	USAGE	W	D	H	RRP
<b>COU12DCT</b>	Fits 1200 wide desk	1000	300	100	<b>£116</b>
<b>COU14DCT</b>	Fits 1400 wide desk	1200	300	100	<b>£126</b>
<b>COU16DCT</b>	Fits 1600 wide desk	1400	300	100	<b>£141</b>

## Single cable trays

Single trays to fit single desks

CODE	USAGE	W	D	H	RRP
<b>COU12SCT</b>	Fits 1200 wide desk	1000	75	50	<b>£74</b>
<b>COU14SCT</b>	Fits 1400 wide desk	1200	75	50	<b>£84</b>
<b>COU16SCT</b>	Fits 1600 wide desk	1400	75	50	<b>£94</b>



Silver (S)



White (WH)

Please add finish when ordering eg. **COU16DCT** in Silver = **COU16DCT-S**



# TR10

## MULTI-FUNCTIONAL DESKING

With its strong lines and elegant form, TR10 is a streamlined desking system built for demanding work places and is a popular choice for a wide range of projects. The cable managed cantilever leg design allows users to hide and store unsightly cables, keeping them off the ground where they could create trip hazards and making the desk area both safe and aesthetically pleasing.



### PRODUCT SPECS



Product guarantee



Designed & manufactured

### DESK SHAPES



Straight



Return



Wave



Ergonomic

## FEATURES

Telescopic beam underframe which can extend to the correct size

Cantilever leg frames with vertical cable management

Desktops with cable access ports to feed cables through

Height settable desk option from 630-830mm



### FRAMES




Silver  
(S)




White  
(WH)


### WOOD FINISHES




Beech  
(B)



Grey Oak  
(GO)



Oak  
(O)



Walnut  
(W)



White  
(WH)




# TR10

SINGLE DESKS

## Single Desks 600mm



CODE	W	D	H	RRP
<b>T608</b>	800	600	725	<b>£390</b>
<b>T610</b>	1000	600	725	<b>£396</b>
<b>T612</b>	1200	600	725	<b>£415</b>
<b>T614</b>	1400	600	725	<b>£425</b>
<b>T616</b>	1600	600	725	<b>£445</b>




- Rectangular desks 600mm deep with single cable access ports
- Smaller desks are ideal for areas where space is limited

## Single Desks 800mm



CODE	W	D	H	RRP
<b>T8</b>	800	800	725	<b>£425</b>
<b>T10</b>	1000	800	725	<b>£435</b>
<b>T12</b>	1200	800	725	<b>£450</b>
<b>T14</b>	1400	800	725	<b>£460</b>
<b>T16</b>	1600	800	725	<b>£475</b>
<b>T18</b>	1800	800	725	<b>£540</b>



- Rectangular desks 800mm deep with two cable access ports
- T8 & T10 only have one central cable access port

## Return Desk



CODE	W	D	H	RRP
<b>TR86</b>	800	600	725	<b>£240</b>

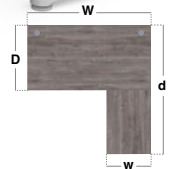


- 800mm return desk that sits on either side of the straight 800mm desks
- Comes complete with TR10 leg frame to retro-fit existing straight desks

## Single Desks with Returns



CODE	W	D	H	w	d	RRP
<b>TRD14</b>	1400	800	725	600	1600	<b>£700</b>
<b>TRD16</b>	1600	800	725	600	1600	<b>£715</b>
<b>TRD18</b>	1800	800	725	600	1600	<b>£775</b>




- Rectangular desks 800mm deep complete with 800mm return desk
- Return can be fitted to either side of desk to extend the working area

## Height Settable Straight Desks



CODE	W	D	H	RRP
<b>THS8</b>	800	800	630-830	<b>£690</b>
<b>THS10</b>	1000	800	630-830	<b>£700</b>
<b>THS12</b>	1200	800	630-830	<b>£720</b>
<b>THS14</b>	1400	800	630-830	<b>£725</b>
<b>THS16</b>	1600	800	630-830	<b>£745</b>
<b>THS18</b>	1800	800	630-830	<b>£785</b>



- Easily set the desk height at 630-830mm high or at 20mm intervals in between
- Ideal for people both tall and small, and as extended height for wheelchair access



Silver (S)



White (W)



Beech (B)



Grey Oak (GO)



Oak (O)



Walnut (W)



White (WH)


Please add frame finish followed by desktop finish when ordering eg. **T616** with Silver frame in Grey Oak = **T616SGO**



## Left Hand Wave Desks



CODE	W	D	H	d	RRP
<b>TWL14</b>	1400	800	725	990	<b>£525</b>
<b>TWL16</b>	1600	800	725	990	<b>£560</b>




- Stylish, modern left hand wave desktops for a larger working area
- Use individually or side-by-side with the right hand desk for a full wave effect

## Right Hand Wave Desks



CODE	W	D	H	d	RRP
<b>TWR14</b>	1400	800	725	990	<b>£525</b>
<b>TWR16</b>	1600	800	725	990	<b>£560</b>




- Stylish, modern right hand wave desktops for a larger working area
- Use individually or side-by-side with the left hand desk for a full wave effect

## Left Hand Ergonomic Desks



CODE	W	D	H	w	d	RRP
<b>TBEL14</b>	1400	800	725	600	1200	<b>£590</b>
<b>TBEL16</b>	1600	800	725	600	1200	<b>£620</b>
<b>TBEL18</b>	1800	800	725	600	1200	<b>£650</b>

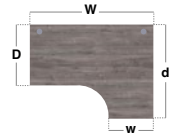


- Ergonomic left hand desktops with post leg return
- Ideal to fit into corners or cluster together to maximise office space

## Right Hand Ergonomic Desks



CODE	W	D	H	w	d	RRP
<b>TBER14</b>	1400	800	725	600	1200	<b>£590</b>
<b>TBER16</b>	1600	800	725	600	1200	<b>£620</b>
<b>TBER18</b>	1800	800	725	600	1200	<b>£650</b>




- Ergonomic right hand desktops with post leg return
- Ideal to fit into corners or cluster together to maximise office space

## Left Hand Deluxe Ergonomic Desks



CODE	W	D	H	w	d	RRP
<b>TDEL14</b>	1400	800	725	600	1200	<b>£775</b>
<b>TDEL16</b>	1600	800	725	600	1200	<b>£800</b>
<b>TDEL18</b>	1800	800	725	600	1200	<b>£835</b>




- Ergonomic left hand desktops with deluxe full leg return
- Ideal to fit into corners or cluster together to maximise office space

## Right Hand Deluxe Ergonomic Desks



CODE	W	D	H	w	d	RRP
<b>TDER14</b>	1400	800	725	600	1200	<b>£775</b>
<b>TDER16</b>	1600	800	725	600	1200	<b>£800</b>
<b>TDER18</b>	1800	800	725	600	1200	<b>£835</b>



- Ergonomic right hand desktops with deluxe full leg return
- Ideal to fit into corners or cluster together to maximise office space



Silver (S)



White (W)



Beech (B)



Grey Oak (GO)



Oak (O)



Walnut (W)



White (WH)

Please add frame finish followed by desktop finish when ordering eg. **TWL16** with Silver frame in Grey Oak = **TWL16SGO**

# VIVO

## INTEGRATED CABLE MANAGEMENT

Vivo is an advanced desking system with contemporary styling and sleek, clean cut lines that lends itself to clear thinking and effective decision making. Removable leg covers with integrated wire management in the leg riser combine with the dual access cable cut-outs in the top corners of the modesty panel for complete cable management.



### PRODUCT SPECS



Product guarantee



Designed & manufactured

### DESK SHAPES



Straight



Wave



Ergonomic

## FEATURES

Desktops with cable access ports to easily feed cables through

Removable leg covers that allow easy and quick access to cables

Cut outs in 18mm back panels allow cables to pass through to legs

Height adjustable levelling feet for use on uneven floors




### FRAMES




Silver  
(S)


### WOOD FINISHES




Beech  
(B)



Oak  
(O)



Walnut  
(W)



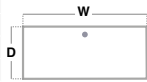
White  
(WH)



## Single Desks 600mm



CODE	W	D	H	RRP
<b>VEX8</b>	800	600	725	<b>£385</b>
<b>VEX10</b>	1000	600	725	<b>£390</b>
<b>VEX12</b>	1200	600	725	<b>£410</b>
<b>VEX14</b>	1400	600	725	<b>£426</b>
<b>VEX16</b>	1600	600	725	<b>£445</b>

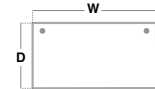


- Rectangular desks 600mm deep with modesty panel
- Smaller desks are ideal for areas where space is limited

## Single Desks 800mm



CODE	W	D	H	RRP
<b>V8</b>	800	800	725	<b>£434</b>
<b>V10</b>	1000	800	725	<b>£443</b>
<b>V12</b>	1200	800	725	<b>£455</b>
<b>V14</b>	1400	800	725	<b>£464</b>
<b>V16</b>	1600	800	725	<b>£492</b>
<b>V18</b>	1800	800	725	<b>£559</b>

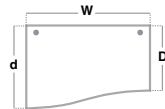


- Rectangular desks 800mm deep with modesty panel & two cable access ports
- V8 & V10 only have one central cable access port

## Left Hand Wave Desks



CODE	W	D	H	d	RRP
<b>VWL14</b>	1400	800	725	990	<b>£565</b>
<b>VWL16</b>	1600	800	725	990	<b>£588</b>

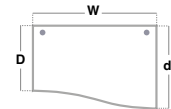


- Wave desktops for a larger working area with modesty panel & cable control
- Use individually or side-by-side with the right hand desk for a full wave effect

## Right Hand Wave Desks



CODE	W	D	H	d	RRP
<b>VWR14</b>	1400	800	725	990	<b>£565</b>
<b>VWR16</b>	1800	800	725	990	<b>£588</b>

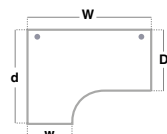


- Wave desktops for a larger working area with modesty panel & cable control
- Use individually or side-by-side with the left hand desk for a full wave effect

## Left Hand Ergonomic Desks



CODE	W	D	H	w	d	RRP
<b>VEL14</b>	1400	800	725	600	1200	<b>£639</b>
<b>VEL16</b>	1600	800	725	600	1200	<b>£682</b>
<b>VEL18</b>	1800	800	725	600	1200	<b>£752</b>

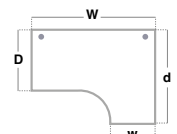


- Left hand desktops with modesty panels & full leg return with cable control
- Ideal to fit into corners or cluster together to maximise office space

## Right Hand Ergonomic Desks



CODE	W	D	H	w	d	RRP
<b>VER14</b>	1400	800	725	600	1200	<b>£639</b>
<b>VER16</b>	1600	800	725	600	1200	<b>£682</b>
<b>VER18</b>	1800	800	725	600	1200	<b>£752</b>



- Right hand desktops with modesty panels & full leg return with cable control
- Ideal to fit into corners or cluster together to maximise office space



Silver



Beech (B)



Oak (O)



Walnut (W)



White (WH)

Please add desktop finish when ordering eg. **VEX16** in White = **VEX16WH**



**100%**  
LIFETIME  
WARRANTY

# REMOVEABLE LEG COVERS

FOR EFFECTIVE CABLE MANAGEMENT



# MAESTRO 25

## CANTILEVER LEG

The welded double upright cantilever leg frame structure is powder coated for a stylish under frame and when combined with a 25mm melamine desktop ensures the strength and stability needed in commercial office furniture. A wide range of storage options are available from fixed and mobile pedestals to a selection of bookcases and cupboards, offering sensible storage solutions where efficiency and productivity are paramount.



### PRODUCT SPECS

EN527-1:2011, EN527-2:2016, EN1729-2:2012+A1:2015



Product guarantee



Designed & manufactured

### DESK SHAPES



Straight



Wave



Ergonomic



## FEATURES

Cantilever leg frame ensures easy movement and space under the desk

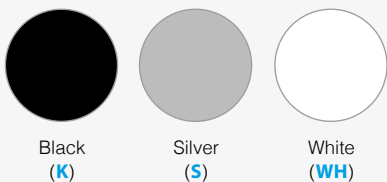
600mm and 800mm deep desktops with a choice of mobile and fixed pedestals

Fully welded double upright cantilever legs with adjustable feet

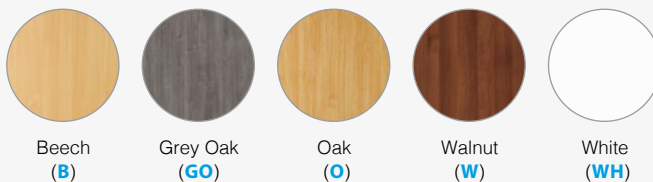
Desktops with cable access ports to feed cables through



### FRAMES



### WOOD FINISHES



## Straight Desks



CODE	W	D	H	RRP
<b>MC608</b>	800	600	725	<b>£294</b>
<b>MC610</b>	1000	600	725	<b>£304</b>
<b>MC612</b>	1200	600	725	<b>£311</b>
<b>MC614</b>	1400	600	725	<b>£323</b>
<b>MC616</b>	1600	600	725	<b>£340</b>

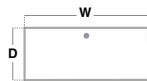


- Rectangular desks 600mm deep with cantilever leg frame
- Single cable access port positioned centrally on desktop

## Straight Desks with Two Drawer Pedestal



CODE	W	D	H	RRP
<b>MC612P2</b>	1200	600	725	<b>£440</b>
<b>MC614P2</b>	1400	600	725	<b>£455</b>
<b>MC616P2</b>	1600	600	725	<b>£468</b>

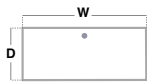


- Rectangular desks 600mm deep with cantilever frame & single cable access port
- Two drawer fixed pedestal which can be fitted to left or right hand side

## Straight Desks with 2 x Two Drawer Pedestals



CODE	W	D	H	RRP
<b>MC616P22</b>	1600	600	725	<b>£602</b>



- Rectangular desks 600mm deep with cantilever frame & single cable access port
- 2 x two drawer fixed pedestals with shallow drawers and handles

HOME  
OFFICE

OR

WORK  
PLACE



Black (K)



Silver (S)



White (WH)



Beech (B)



Grey Oak (GO)



Oak (O)



Walnut (W)



White (WH)

Please add frame finish followed by desktop finish when ordering eg. **MC616** with Black frame in White = **MC616KWH**

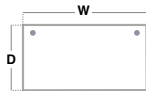
# MAESTRO 25

CANTILEVER LEG 800MM DESKS

## Straight Desks



CODE	W	D	H	RRP
<b>MC8</b>	800	800	725	<b>£318</b>
<b>MC10</b>	1000	800	725	<b>£331</b>
<b>MC12</b>	1200	800	725	<b>£341</b>
<b>MC14</b>	1400	800	725	<b>£352</b>
<b>MC16</b>	1600	800	725	<b>£364</b>
<b>MC18</b>	1800	800	725	<b>£452</b>



- Rectangular desks 800mm deep with cantilever frame & two cable access ports
- MC8 & MC10 only have one central cable access port

## Straight Desks with Two Drawer Pedestal



CODE	W	D	H	RRP
<b>MC12P2</b>	1200	800	725	<b>£512</b>
<b>MC14P2</b>	1400	800	725	<b>£529</b>
<b>MC16P2</b>	1600	800	725	<b>£538</b>
<b>MC18P2</b>	1800	800	725	<b>£628</b>

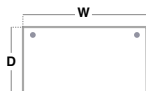


- Rectangular desks 800mm deep with cantilever frame & two cable access ports
- Two drawer fixed pedestal which can be fitted to left or right hand side

## Straight Desks with Three Drawer Pedestal



CODE	W	D	H	RRP
<b>MC12P3</b>	1200	800	725	<b>£512</b>
<b>MC14P3</b>	1400	800	725	<b>£529</b>
<b>MC16P3</b>	1600	800	725	<b>£538</b>
<b>MC18P3</b>	1800	800	725	<b>£628</b>

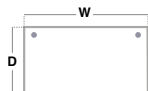


- Rectangular desks 800mm deep with cantilever frame & two cable access ports
- Three drawer fixed pedestal which can be fitted to left or right hand side

## Straight Desks with 2 x Two Drawer Pedestals



CODE	W	D	H	RRP
<b>MC16P22</b>	1600	800	725	<b>£714</b>
<b>MC18P22</b>	1800	800	725	<b>£805</b>



- Rectangular desks 800mm deep with cantilever frame & two cable access ports
- 2 x two drawer fixed pedestals with shallow and filing drawers with handles

## Straight Desks with Two & Three Drawer Pedestals



CODE	W	D	H	RRP
<b>MC16P23</b>	1600	800	725	<b>£714</b>
<b>MC18P23</b>	1800	800	725	<b>£805</b>



- Rectangular desks 800mm deep with cantilever frame & two cable access ports
- Two and three drawer fixed pedestals which can be fitted to either side

## Straight Desks with 2 x Three Drawer Pedestals



CODE	W	D	H	RRP
<b>MC16P33</b>	1600	800	725	<b>£714</b>
<b>MC18P33</b>	1800	800	725	<b>£805</b>



- Rectangular desks 800mm deep with cantilever frame & two cable access ports
- 2 x three drawer fixed pedestals with three shallow drawers



Please add frame finish followed by desktop finish when ordering eg. **MC16** with Black frame in White = **MC16KWH**



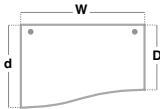
# MAESTRO 25

CANTILEVER LEG WAVE DESKS

## Left Hand Wave Desks



CODE	W	D	H	d	RRP
<b>MC14WL</b>	1400	800	725	990	<b>£409</b>
<b>MC16WL</b>	1600	800	725	990	<b>£429</b>

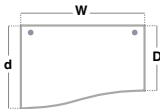


- Modern left hand wave desktops for a larger working area with cantilever frame
- Use individually or side-by-side with the right hand desk for a full wave effect

### Left Hand Wave Desks with Two Drawer Pedestal



CODE	W	D	H	d	RRP
<b>MC14WLP2</b>	1400	800	725	990	<b>£587</b>
<b>MC16WLP2</b>	1600	800	725	990	<b>£607</b>

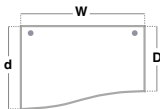


- Modern left hand wave desktops for a larger working area with cantilever frame
- Two drawer pedestal which is fixed to the 800mm deep end

### Left Hand Wave Desks with Three Drawer Pedestal



CODE	W	D	H	d	RRP
<b>MC14WLP3</b>	1400	800	725	990	<b>£587</b>
<b>MC16WLP3</b>	1600	800	725	990	<b>£607</b>

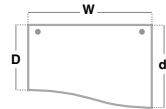


- Modern left hand wave desktops for a larger working area with cantilever frame
- Three drawer pedestal which is fixed to the 800mm deep end

## Right Hand Wave Desks



CODE	W	D	H	d	RRP
<b>MC14WR</b>	1400	800	725	990	<b>£409</b>
<b>MC16WR</b>	1600	800	725	990	<b>£429</b>

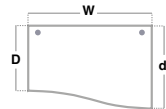


- Modern right hand wave desktops for a larger working area with cantilever frame
- Use individually or side-by-side with the left hand desk for a full wave effect

### Right Hand Wave Desks with Two Drawer Pedestal



CODE	W	D	H	d	RRP
<b>MC14WRP2</b>	1400	800	725	990	<b>£587</b>
<b>MC16WRP2</b>	1600	800	725	990	<b>£607</b>

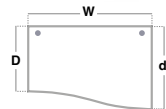


- Modern right hand wave desktops for a larger working area with cantilever frame
- Two drawer fixed pedestal which accepts A4 and foolscap files

### Right Hand Wave Desks with Three Drawer Pedestal



CODE	W	D	H	d	RRP
<b>MC14WRP3</b>	1400	800	725	990	<b>£587</b>
<b>MC16WRP3</b>	1600	800	725	990	<b>£607</b>



- Modern right hand wave desktops for a larger working area with cantilever frame
- Three drawer fixed pedestal with three shallow drawers



Black (K)



Silver (S)



White (WH)



Beech (B)



Grey Oak (GO)



Oak (O)



Walnut (W)



White (WH)

Please add frame finish followed by desktop finish when ordering eg. **MC16WR** with Black frame in White = **MC16WRKWH**

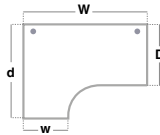
# MAESTRO 25

CANTILEVER LEG ERGONOMIC DESKS

## Left Hand Ergonomic Desks



CODE	W	D	H	w	d	RRP
<b>MC14EL</b>	1400	800	725	600	1200	<b>£491</b>
<b>MC16EL</b>	1600	800	725	600	1200	<b>£530</b>
<b>MC18EL</b>	1800	800	725	600	1200	<b>£602</b>

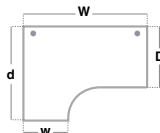


- Ergonomic left hand desktops with cantilever frame and full leg return
- Ideal to fit into corners or cluster together to maximise office space

## Left Hand Ergonomic Desks with Two Drawer Pedestal



CODE	W	D	H	w	d	RRP
<b>MC16ELP2</b>	1600	800	725	600	1200	<b>£708</b>
<b>MC18ELP2</b>	1800	800	725	600	1200	<b>£779</b>

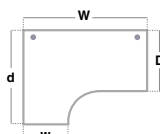


- Ergonomic left hand desktops with cantilever frame and full leg return
- Two drawer pedestal which is fixed to the 800mm deep end

## Left Hand Ergonomic Desks with Three Drawer Pedestal



CODE	W	D	H	w	d	RRP
<b>MC16ELP3</b>	1600	800	725	600	1200	<b>£708</b>
<b>MC18ELP3</b>	1800	800	725	600	1200	<b>£779</b>

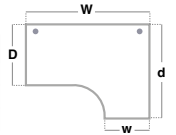


- Ergonomic left hand desktops with cantilever frame and full leg return
- Three drawer pedestal which is fixed to the 800mm deep end

## Right Hand Ergonomic Desks



CODE	W	D	H	w	d	RRP
<b>MC14ER</b>	1400	800	725	600	1200	<b>£491</b>
<b>MC16ER</b>	1600	800	725	600	1200	<b>£530</b>
<b>MC18ER</b>	1800	800	725	600	1200	<b>£602</b>

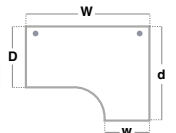


- Ergonomic right hand desktops with cantilever frame and full leg return
- Ideal to fit into corners or cluster together to maximise office space

## Right Hand Ergonomic Desks with Two Drawer Pedestal



CODE	W	D	H	w	d	RRP
<b>MC16ERP2</b>	1600	800	725	600	1200	<b>£708</b>
<b>MC18ERP2</b>	1800	800	725	600	1200	<b>£779</b>

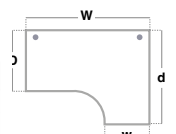


- Ergonomic right hand desktops with cantilever frame and full leg return
- Two drawer fixed pedestal which accepts A4 and foolscap files

## Right Hand Ergonomic Desks with Three Drawer Pedestal



CODE	W	D	H	w	d	RRP
<b>MC16ERP3</b>	1600	800	725	600	1200	<b>£708</b>
<b>MC18ERP3</b>	1800	800	725	600	1200	<b>£779</b>



- Ergonomic right hand desktops with cantilever frame and full leg return
- Three drawer fixed pedestal with three shallow drawers



Black (K)



Silver (S)



White (WH)



Beech (B)



Grey Oak (GO)



Oak (O)



Walnut (W)



White (WH)

Please add frame finish followed by desktop finish when ordering eg. **MC16ER** with Black frame in White = **MC16ERKWH**

# MAESTRO 25

## CABLE MANAGED

This multi-functional desking collection is designed to fit a variety of office environments, whilst offering an effective and affordable solution to cable control, with 25mm desktops that ensure the strength and stability needed in commercial office furniture. A wide range of storage options are available from fixed and mobile pedestals to a selection of bookcases and cupboards, offering sensible storage solutions where efficiency and productivity are paramount.



### PRODUCT SPECS

EN527-1:2011, EN527-2:2016, EN1729-2:2012+A1:2015



Product guarantee



Designed & manufactured

### DESK SHAPES



Straight



Wave



Ergonomic



## FEATURES

Fully welded double upright cantilever legs with adjustable feet

Removable leg covers that allow easy and quick access to cables

600mm and 800mm deep desktops with a choice of fixed pedestals

Desktops with cable access ports to feed cables through



**ES1600**  
Fabric desktop screens  
with brackets

**JH40-000**  
Jota fabric  
operator chairs

**MCM16WR**  
Left and right hand wave  
desk tops

**TNMP**  
Mobile 3 drawer  
pedestal

### FRAMES



Black  
(K)




Silver  
(S)




White  
(WH)


### WOOD FINISHES




Beech  
(B)



Grey Oak  
(GO)



Oak  
(O)



Walnut  
(W)



White  
(WH)


# MAESTRO 25

CABLE MANAGED LEG 600MM DESKS

## Straight Desks



CODE	W	D	H	RRP
<b>MCM608</b>	800	600	725	<b>£373</b>
<b>MCM610</b>	1000	600	725	<b>£379</b>
<b>MCM612</b>	1200	600	725	<b>£396</b>
<b>MCM614</b>	1400	600	725	<b>£412</b>
<b>MCM616</b>	1600	600	725	<b>£433</b>



- Rectangular desks 600mm deep with cantilever leg frame
- Single cable access port positioned centrally on desktop

## Straight Desks with Two Drawer Pedestal



CODE	W	D	H	RRP
<b>MCM612P2</b>	1200	600	725	<b>£528</b>
<b>MCM614P2</b>	1400	600	725	<b>£541</b>
<b>MCM616P2</b>	1600	600	725	<b>£561</b>



- Rectangular desks 600mm deep with cable managed leg & single cable port
- Two drawer fixed pedestal which can be fitted to left or right hand side

## Straight Desks with 2 x Two Drawer Pedestals



CODE	W	D	H	RRP
<b>MCM616P22</b>	1600	600	725	<b>£692</b>



- Rectangular desks 600mm deep with cable managed leg & single cable port
- 2 x two drawer fixed pedestals with shallow drawers and handles

HOME  
OFFICE

OR

WORK  
PLACE



Black (K)



Silver (S)



White (WH)



Beech (B)



Grey Oak (GO)



Oak (O)



Walnut (W)



White (WH)

Please add frame finish followed by desktop finish when ordering eg. **MCM616** with Silver frame in Grey Oak = **MCM616SGO**


# MAESTRO 25

CABLE MANAGED LEG 800MM DESKS

## Straight Desks



CODE	W	D	H	RRP
<b>MCM8</b>	800	800	725	<b>£419</b>
<b>MCM10</b>	1000	800	725	<b>£430</b>
<b>MCM12</b>	1200	800	725	<b>£439</b>
<b>MCM14</b>	1400	800	725	<b>£452</b>
<b>MCM16</b>	1600	800	725	<b>£479</b>
<b>MCM18</b>	1800	800	725	<b>£541</b>




- Rectangular desks 800mm deep with cable managed leg & two cable ports
- MCM8 & MCM10 only have one central cable access port

## Straight Desks with Two Drawer Pedestal



CODE	W	D	H	RRP
<b>MCM12P2</b>	1200	800	725	<b>£570</b>
<b>MCM14P2</b>	1400	800	725	<b>£580</b>
<b>MCM16P2</b>	1600	800	725	<b>£608</b>
<b>MCM18P2</b>	1800	800	725	<b>£674</b>



- Rectangular desks 800mm deep with cable managed leg & two cable ports
- Two drawer fixed pedestal which can be fitted to left or right hand side

## Straight Desks with Three Drawer Pedestal



CODE	W	D	H	RRP
<b>MCM12P3</b>	1200	800	725	<b>£570</b>
<b>MCM14P3</b>	1400	800	725	<b>£580</b>
<b>MCM16P3</b>	1600	800	725	<b>£608</b>
<b>MCM18P3</b>	1800	800	725	<b>£674</b>




- Rectangular desks 800mm deep with cable managed leg & two cable ports
- Three drawer fixed pedestal which can be fitted to left or right hand side

## Straight Desks with 2 x Two Drawer Pedestals



CODE	W	D	H	RRP
<b>MCM16P22</b>	1600	800	725	<b>£738</b>
<b>MCM18P22</b>	1800	800	725	<b>£803</b>



- Rectangular desks 800mm deep with cable managed leg & two cable ports
- 2 x two drawer fixed pedestals which accept A4 and foolscap files

## Straight Desks with Two & Three Drawer Pedestals



CODE	W	D	H	RRP
<b>MCM16P23</b>	1600	800	725	<b>£738</b>
<b>MCM18P23</b>	1800	800	725	<b>£803</b>



- Rectangular desks 800mm deep with cable managed leg & two cable ports
- Two and three drawer fixed pedestals which can be fitted to either side

## Straight Desks with 2 x Three Drawer Pedestals



CODE	W	D	H	RRP
<b>MCM16P33</b>	1600	800	725	<b>£738</b>
<b>MCM18P33</b>	1800	800	725	<b>£803</b>



- Rectangular desks 800mm deep with cable managed leg & two cable ports
- 2 x three drawer fixed pedestals with three shallow drawers



Black (K)



Silver (S)



White (WH)



Beech (B)



Grey Oak (GO)



Oak (O)



Walnut (W)



White (WH)

Please add frame finish followed by desktop finish when ordering eg. **MCM16** with Silver frame in Grey Oak = **MCM16SGO**



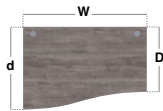
# MAESTRO 25

CABLE MANAGED LEG WAVE DESKS

## Left Hand Wave Desks



CODE	W	D	H	d	RRP
<b>MCM14WL</b>	1400	800	725	990	<b>£538</b>
<b>MCM16WL</b>	1600	800	725	990	<b>£558</b>

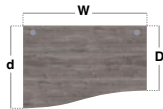


- Modern left hand wave desktops for a larger working area with cable managed leg
- Use individually or side-by-side with the right hand desk for a full wave effect

### Left Hand Wave Desks with Two Drawer Pedestal



CODE	W	D	H	d	RRP
<b>MCM14WLP2</b>	1400	800	725	990	<b>£717</b>
<b>MCM16WLP2</b>	1600	800	725	990	<b>£737</b>




- Modern left hand wave desktops for a larger working area with cable managed leg
- Two drawer pedestal which is fixed to the 800mm deep end

### Left Hand Wave Desks with Three Drawer Pedestal



CODE	W	D	H	d	RRP
<b>MCM14WLP3</b>	1400	800	725	990	<b>£717</b>
<b>MCM16WLP3</b>	1600	800	725	990	<b>£737</b>




- Modern left hand wave desktops for a larger working area with cable managed leg
- Three drawer pedestal which is fixed to the 800mm deep end

## Right Hand Wave Desks



CODE	W	D	H	d	RRP
<b>MCM14WR</b>	1400	800	725	990	<b>£538</b>
<b>MCM16WR</b>	1600	800	725	990	<b>£558</b>




- Modern right hand wave desktops for a larger working area with cable managed leg
- Use individually or side-by-side with the left hand desk for a full wave effect

### Right Hand Wave Desks with Two Drawer Pedestal



CODE	W	D	H	d	RRP
<b>MCM14WRP2</b>	1400	800	725	990	<b>£717</b>
<b>MCM16WRP2</b>	1600	800	725	990	<b>£737</b>




- Modern right hand wave desktops for a larger working area with cable managed leg
- Two drawer fixed pedestal which accepts A4 and foolscap files

### Right Hand Wave Desks with Three Drawer Pedestal



CODE	W	D	H	d	RRP
<b>MCM14WRP3</b>	1400	800	725	990	<b>£717</b>
<b>MCM16WRP3</b>	1600	800	725	990	<b>£737</b>



- Modern right hand wave desktops for a larger working area with cable managed leg
- Three drawer fixed pedestal with three shallow drawers



Black (K)



Silver (S)



White (WH)



Beech (B)



Grey Oak (GO)



Oak (O)



Walnut (W)



White (WH)

Please add frame finish followed by desktop finish when ordering eg. **MCM16WR** with Silver frame in Grey Oak = **MCM16WRSGO**


# MAESTRO 25

CABLE MANAGED LEG ERGONOMIC DESKS

## Left Hand Ergonomic Desks



CODE	W	D	H	w	d	RRP
<b>MCM14EL</b>	1400	800	725	600	1200	<b>£622</b>
<b>MCM16EL</b>	1600	800	725	600	1200	<b>£660</b>
<b>MCM18EL</b>	1800	800	725	600	1200	<b>£730</b>




- Ergonomic left hand desktops with cable managed leg and full leg return
- Ideal to fit into corners or cluster together to maximise office space

## Left Hand Ergonomic Desks with Two Drawer Pedestal



CODE	W	D	H	w	d	RRP
<b>MCM16ELP2</b>	1600	800	725	600	1200	<b>£838</b>
<b>MCM18ELP2</b>	1800	800	725	600	1200	<b>£909</b>




- Ergonomic left hand desktops with cable managed leg and full leg return
- Two drawer pedestal which is fixed to the 800mm deep end

## Left Hand Ergonomic Desks with Three Drawer Pedestal



CODE	W	D	H	w	d	RRP
<b>MCM16ELP3</b>	1600	800	725	600	1200	<b>£838</b>
<b>MCM18ELP3</b>	1800	800	725	600	1200	<b>£909</b>




- Ergonomic left hand desktops with cable managed leg and full leg return
- Three drawer pedestal which is fixed to the 800mm deep end

## Right Hand Ergonomic Desks



CODE	W	D	H	w	d	RRP
<b>MCM14ER</b>	1400	800	725	600	1200	<b>£622</b>
<b>MCM16ER</b>	1600	800	725	600	1200	<b>£660</b>
<b>MCM18ER</b>	1800	800	725	600	1200	<b>£730</b>

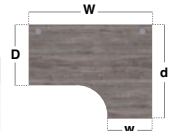


- Ergonomic right hand desktops with cable managed leg and full leg return
- Ideal to fit into corners or cluster together to maximise office space

## Right Hand Ergonomic Desks with Two Drawer Pedestal



CODE	W	D	H	w	d	RRP
<b>MCM16ERP2</b>	1600	800	725	600	1200	<b>£838</b>
<b>MCM18ERP2</b>	1800	800	725	600	1200	<b>£909</b>

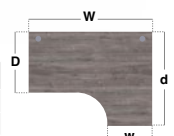


- Ergonomic right hand desktops with cable managed leg and full leg return
- Two drawer fixed pedestal which accepts A4 and foolscap files

## Right Hand Ergonomic Desks with Three Drawer Pedestal



CODE	W	D	H	w	d	RRP
<b>MCM16ERP3</b>	1600	800	725	600	1200	<b>£838</b>
<b>MCM18ERP3</b>	1800	800	725	600	1200	<b>£909</b>



- Ergonomic right hand desktops with cable managed leg and full leg return
- Three drawer fixed pedestal with three shallow drawers



Black (K)



Silver (S)



White (WH)



Beech (B)



Grey Oak (GO)



Oak (O)



Walnut (W)



White (WH)

Please add frame finish followed by desktop finish when ordering eg. **MCM16ER** with Silver frame in Grey Oak = **MCM16ERSGO**

# MAESTRO 25

## PANEL END LEG

The traditional panel end leg design, modesty panel and 25mm melamine desktops create a fully coordinated look and offer a practical, strong presence in any office environment. A wide range of storage options are available from fixed and mobile pedestals to a selection of bookcases and cupboards, offering sensible storage solutions where efficiency and productivity are paramount.



### PRODUCT SPECS

EN527-1:2011, EN527-2:2016, EN1729-2:2012+A1:2015



Product  
guarantee



Designed &  
manufactured

### DESK SHAPES



Straight



Wave



Ergonomic



## FEATURES

Panel end legs in 25mm melamine complete with adjustable feet

Large panel end legs with ABS edging and a modesty panel as standard

600mm and 800mm deep desktops with a choice of mobile and fixed pedestals


Desktops with cable access ports to feed cables through

**SWY300K2-G**  
Sway mesh back operator chair




**MP16P33**  
Panel end desk with two 3 drawer fixed pedestals


## WOOD FINISHES




Beech  
(B)



Grey Oak  
(GO)



Oak  
(O)



Walnut  
(W)



White  
(WH)

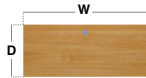
# MAESTRO 25

PANEL END LEG 600MM DESKS

## Straight Desks



CODE	W	D	H	RRP
<b>MP608</b>	800	600	725	<b>£294</b>
<b>MP610</b>	1000	600	725	<b>£304</b>
<b>MP612</b>	1200	600	725	<b>£311</b>
<b>MP614</b>	1400	600	725	<b>£323</b>
<b>MP616</b>	1600	600	725	<b>£340</b>



- Rectangular desks 600mm deep with panel end leg
- Single cable access port positioned centrally on desktop

## Straight Desks with Two Drawer Pedestal



CODE	W	D	H	RRP
<b>MP612P2</b>	1200	600	725	<b>£440</b>
<b>MP614P2</b>	1400	600	725	<b>£455</b>
<b>MP616P2</b>	1600	600	725	<b>£468</b>



- Rectangular desks 600mm deep with panel end leg & single cable access port
- Two drawer fixed pedestal which can be fitted to left or right hand side

## Straight Desks with 2 x Two Drawer Pedestals



CODE	W	D	H	RRP
<b>MP616P22</b>	1600	600	725	<b>£602</b>



- Rectangular desks 600mm deep with panel end leg & single cable access port
- 2 x two drawer fixed pedestals with shallow drawers and handles

HOME  
OFFICE

OR

WORK  
PLACE



Beech (B)



Grey Oak (GO)



Oak (O)



Walnut (W)



White (WH)

Please add desktop finish when ordering eg. **MP616** in Oak = **MP616O**


# MAESTRO 25

PANEL END LEG 800MM DESKS

## Straight Desks



CODE	W	D	H	RRP
<b>MP8</b>	800	800	725	<b>£318</b>
<b>MP10</b>	1000	800	725	<b>£331</b>
<b>MP12</b>	1200	800	725	<b>£341</b>
<b>MP14</b>	1400	800	725	<b>£352</b>
<b>MP16</b>	1600	800	725	<b>£364</b>
<b>MP18</b>	1800	800	725	<b>£452</b>

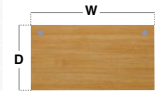


- Rectangular desks 800mm deep with panel end legs & two cable access ports
- MP8 & MP10 only have one central cable access port

## Straight Desks with Two Drawer Pedestal



CODE	W	D	H	RRP
<b>MP12P2</b>	1200	800	725	<b>£512</b>
<b>MP14P2</b>	1400	800	725	<b>£529</b>
<b>MP16P2</b>	1600	800	725	<b>£538</b>
<b>MP18P2</b>	1800	800	725	<b>£628</b>



- Rectangular desks 800mm deep with panel end legs & two cable access ports
- Two drawer fixed pedestal which can be fitted to left or right hand side

## Straight Desks with Three Drawer Pedestal



CODE	W	D	H	RRP
<b>MP12P3</b>	1200	800	725	<b>£512</b>
<b>MP14P3</b>	1400	800	725	<b>£529</b>
<b>MP16P3</b>	1600	800	725	<b>£538</b>
<b>MP18P3</b>	1800	800	725	<b>£628</b>



- Rectangular desks 800mm deep with panel end legs & two cable access ports
- Three drawer fixed pedestal which can be fitted to left or right hand side

## Straight Desks with 2 x Two Drawer Pedestals



CODE	W	D	H	RRP
<b>MP16P22</b>	1600	800	725	<b>£714</b>
<b>MP18P22</b>	1800	800	725	<b>£805</b>



- Rectangular desks 800mm deep with panel end legs & two cable access ports
- 2 x two drawer fixed pedestals with shallow and filing drawers with handles

## Straight Desks with Two & Three Drawer Pedestals



CODE	W	D	H	RRP
<b>MP16P23</b>	1600	800	725	<b>£714</b>
<b>MP18P23</b>	1800	800	725	<b>£805</b>



- Rectangular desks 800mm deep with panel end legs & two cable access ports
- Two and three drawer fixed pedestals which can be fitted to either side

## Straight Desks with 2 x Three Drawer Pedestals



CODE	W	D	H	RRP
<b>MP16P33</b>	1600	800	725	<b>£714</b>
<b>MP18P33</b>	1800	800	725	<b>£805</b>



- Rectangular desks 800mm deep with panel end legs & two cable access ports
- 2 x three drawer fixed pedestals with three shallow drawers



Beech (B)



Grey Oak (GO)



Oak (O)



Walnut (W)



White (WH)

Please add desktop finish when ordering eg. **MP16** in Oak = **MP16O**



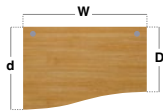
# MAESTRO 25

PANEL END LEG WAVE DESKS

## Left Hand Wave Desks



CODE	W	D	H	d	RRP
<b>MP14WL</b>	1400	800	725	990	<b>£409</b>
<b>MP16WL</b>	1600	800	725	990	<b>£429</b>

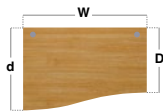


- Modern left hand wave desktops for a larger working area with panel end leg
- Use individually or side-by-side with the right hand desk for a full wave effect

### Left Hand Wave Desks with Two Drawer Pedestal



CODE	W	D	H	d	RRP
<b>MP14WLP2</b>	1400	800	725	990	<b>£587</b>
<b>MP16WLP2</b>	1600	800	725	990	<b>£607</b>

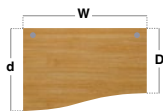


- Modern left hand wave desktops for a larger working area with panel end leg
- Two drawer pedestal which is fixed to the 800mm deep end

### Left Hand Wave Desks with Three Drawer Pedestal



CODE	W	D	H	d	RRP
<b>MP14WLP3</b>	1400	800	725	990	<b>£587</b>
<b>MP16WLP3</b>	1600	800	725	990	<b>£607</b>

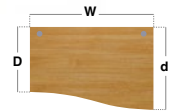


- Modern left hand wave desktops for a larger working area with panel end leg
- Three drawer pedestal which is fixed to the 800mm deep end

## Right Hand Wave Desks



CODE	W	D	H	d	RRP
<b>MP14WR</b>	1400	800	725	990	<b>£409</b>
<b>MP16WR</b>	1600	800	725	990	<b>£429</b>

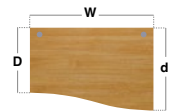


- Modern right hand wave desktops for a larger working area with panel end leg
- Use individually or side-by-side with the left hand desk for a full wave effect

### Right Hand Wave Desks with Two Drawer Pedestal



CODE	W	D	H	d	RRP
<b>MP14WRP2</b>	1400	800	725	990	<b>£587</b>
<b>MP16WRP2</b>	1600	800	725	990	<b>£607</b>

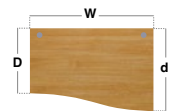


- Modern right hand wave desktops for a larger working area with panel end leg
- Two drawer fixed pedestal which accepts A4 and foolscap files

### Right Hand Wave Desks with Three Drawer Pedestal



CODE	W	D	H	d	RRP
<b>MP14WRP3</b>	1400	800	725	990	<b>£587</b>
<b>MP16WRP3</b>	1600	800	725	990	<b>£607</b>



- Modern right hand wave desktops for a larger working area with panel end leg
- Three drawer fixed pedestal with three shallow drawers



Beech (B)



Grey Oak (GO)



Oak (O)



Walnut (W)



White (WH)

Please add desktop finish when ordering eg. **MP16WL** in Oak = **MP16WLO**

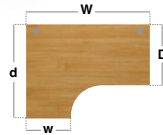
# MAESTRO 25

PANEL END LEG ERGONOMIC DESKS

## Left Hand Ergonomic Desks



CODE	W	D	H	w	d	RRP
<b>MP14EL</b>	1400	800	725	600	1200	<b>£491</b>
<b>MP16EL</b>	1600	800	725	600	1200	<b>£530</b>
<b>MP18EL</b>	1800	800	725	600	1200	<b>£602</b>

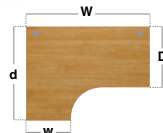


- Ergonomic left hand desktops with panel end legs and two cable access ports
- Ideal to fit into corners or cluster together to maximise office space

## Left Hand Ergonomic Desks with Two Drawer Pedestal



CODE	W	D	H	w	d	RRP
<b>MP16ELP2</b>	1600	800	725	600	1200	<b>£708</b>
<b>MP18ELP2</b>	1800	800	725	600	1200	<b>£779</b>

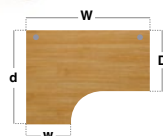


- Ergonomic left hand desktops with panel end leg and full leg return
- Two drawer pedestal which is fixed to the 800mm deep end

## Left Hand Ergonomic Desks with Three Drawer Pedestal



CODE	W	D	H	w	d	RRP
<b>MP16ELP3</b>	1600	800	725	600	1200	<b>£708</b>
<b>MP18ELP3</b>	1800	800	725	600	1200	<b>£779</b>

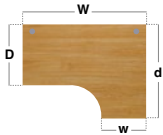


- Ergonomic left hand desktops with panel end leg and full leg return
- Three drawer pedestal which is fixed to the 800mm deep end

## Right Hand Ergonomic Desks



CODE	W	D	H	w	d	RRP
<b>MP14ER</b>	1400	800	725	600	1200	<b>£491</b>
<b>MP16ER</b>	1600	800	725	600	1200	<b>£530</b>
<b>MP18ER</b>	1800	800	725	600	1200	<b>£602</b>

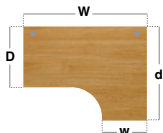


- Ergonomic right hand desktops with panel end legs and two cable access ports
- Ideal to fit into corners or cluster together to maximise office space

## Right Hand Ergonomic Desks with Two Drawer Pedestal



CODE	W	D	H	w	d	RRP
<b>MP16ERP2</b>	1600	800	725	600	1200	<b>£708</b>
<b>MP18ERP2</b>	1800	800	725	600	1200	<b>£779</b>

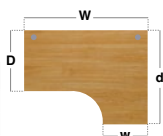


- Ergonomic right hand desktops with panel end leg and full leg return
- Two drawer fixed pedestal which accepts A4 and foolscap files

## Right Hand Ergonomic Desks with Three Drawer Pedestal



CODE	W	D	H	w	d	RRP
<b>MP16ERP3</b>	1600	800	725	600	1200	<b>£708</b>
<b>MP18ERP3</b>	1800	800	725	600	1200	<b>£779</b>



- Ergonomic right hand desktops with panel end leg and full leg return
- Three drawer fixed pedestal with three shallow drawers



Beech (B)



Grey Oak (GO)



Oak (O)



Walnut (W)



White (WH)

Please add desktop finish when ordering eg. **MP16EL** in Oak = **MP16ERO**

# MAESTRO 25

## H-FRAME

The fully welded H-frame leg design ensures a strong and stable workstation finished in black, silver or white to complement the 25mm melamine desktops. A wide range of storage options are available from fixed and mobile pedestals to a selection of bookcases and cupboards, offering sensible storage solutions where efficiency and productivity are paramount.



### PRODUCT SPECS

EN527-1:2011, EN527-2:2016, EN1729-2:2012+A1:2015



Product guarantee



Designed & manufactured

### DESK SHAPES



Straight



## FEATURES

Fully welded H-frame leg design ensures a strong and stable workstation

600mm and 800mm deep desktops with a choice of fixed pedestals

Traditional four leg design is complete with adjustable feet

Desktops with cable access ports to feed plugs & cables through

**CWL300K2**  
Cornwall blue fabric operator chair



**MH16P23**

Rectangular desks  
800mm deep with 2  
fixed pedestals

### FRAMES



Black  
(K)




Silver  
(S)




White  
(WH)


### WOOD FINISHES




Beech  
(B)



Grey Oak  
(GO)



Oak  
(O)



Walnut  
(W)



White  
(WH)

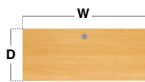
# MAESTRO 25

H-FRAME LEG 600MM DESKS

## Straight Desks



CODE	W	D	H	RRP
<b>MH608</b>	800	600	725	<b>£232</b>
<b>MH610</b>	1000	600	725	<b>£236</b>
<b>MH612</b>	1200	600	725	<b>£249</b>
<b>MH614</b>	1400	600	725	<b>£265</b>
<b>MH616</b>	1600	600	725	<b>£274</b>



- Rectangular desks 600mm deep with H-frame legs
- Single cable access port positioned centrally on desktop



## Straight Desks with Two Drawer Pedestal



CODE	W	D	H	RRP
<b>MH612P2</b>	1200	600	725	<b>£381</b>
<b>MH614P2</b>	1400	600	725	<b>£394</b>
<b>MH616P2</b>	1600	600	725	<b>£406</b>

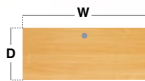


- Rectangular desks 600mm deep with H-frame legs & single cable access port
- Two drawer fixed pedestal which can be fitted to left or right hand side

## Straight Desks with 2 x Two Drawer Pedestals



CODE	W	D	H	RRP
<b>MH616P22</b>	1600	600	725	<b>£536</b>



- Rectangular desks 600mm deep with H-frame legs & single cable access port
- 2 x two drawer fixed pedestals with shallow drawers and handles

HOME  
OFFICE

OR

WORK  
PLACE



Black (K)



Silver (S)



White (WH)



Beech (B)



Grey Oak (GO)



Oak (O)



Walnut (W)



White (WH)

Please add frame finish followed by desktop finish when ordering eg. **MH616** with Black frame in Beech = **MH616KB**

# MAESTRO 25

H-FRAME LEG 800MM DESKS

## Straight Desks



CODE	W	D	H	RRP
<b>MH8</b>	800	800	725	<b>£258</b>
<b>MH10</b>	1000	800	725	<b>£262</b>
<b>MH12</b>	1200	800	725	<b>£274</b>
<b>MH14</b>	1400	800	725	<b>£291</b>
<b>MH16</b>	1600	800	725	<b>£303</b>
<b>MH18</b>	1800	800	725	<b>£387</b>



- Rectangular desks 800mm deep with H-Frame legs
- MH8 & MH10 only have one central cable access port

## Straight Desks with Two Drawer Pedestal



CODE	W	D	H	RRP
<b>MH12P2</b>	1200	800	725	<b>£455</b>
<b>MH14P2</b>	1400	800	725	<b>£468</b>
<b>MH16P2</b>	1600	800	725	<b>£481</b>
<b>MH18P2</b>	1800	800	725	<b>£565</b>



- Rectangular desks 800mm deep with H-Frame legs & 2 cable access ports
- Two drawer fixed pedestal which can be fitted to left or right hand side

## Straight Desks with Three Drawer Pedestal



CODE	W	D	H	RRP
<b>MH12P3</b>	1200	800	725	<b>£455</b>
<b>MH14P3</b>	1400	800	725	<b>£468</b>
<b>MH16P3</b>	1600	800	725	<b>£481</b>
<b>MH18P3</b>	1800	800	725	<b>£565</b>



- Rectangular desks 800mm deep with H-Frame legs & 2 cable access ports
- Three drawer fixed pedestal which can be fitted to left or right hand side

## Straight Desks with 2 x Two Drawer Pedestals



CODE	W	D	H	RRP
<b>MH16P22</b>	1600	800	725	<b>£659</b>
<b>MH18P22</b>	1800	800	725	<b>£744</b>



- Rectangular desks 800mm deep with H-frame leg & two cable access ports
- 2 x two drawer fixed pedestals with shallow and deep filing drawers

## Straight Desks with Two & Three Drawer Pedestals



CODE	W	D	H	RRP
<b>MH16P23</b>	1600	800	725	<b>£659</b>
<b>MH18P23</b>	1800	800	725	<b>£744</b>



- Rectangular desks 800mm deep with H-Frame leg set & 2 cable access ports
- Two and three drawer fixed pedestals which can be fitted to either side

## Straight Desks with 2 x Three Drawer Pedestals



CODE	W	D	H	RRP
<b>MH16P33</b>	1600	800	725	<b>£659</b>
<b>MH18P33</b>	1800	800	725	<b>£744</b>



- Rectangular desks 800mm deep with H-Frame leg set & 2 cable access ports
- 2 x three drawer fixed pedestals with three shallow drawers



Black (K)



Silver (S)



White (WH)



Beech (B)



Grey Oak (GO)



Oak (O)



Walnut (W)



White (WH)

Please add frame finish followed by desktop finish when ordering eg. **MH16** with Black frame in Beech = **MH16KB**



# MAESTRO 25

## BENCH

The Maestro 25 Bench strikes a balance between individual and group activities in the workplace with fully welded H-Frame legs in black, silver and white that are shared between desks with a modesty panel to complement the 25mm melamine desktops. A wide range of storage options are available including mobile pedestals and a selection of bookcases and cupboards, offering sensible storage solutions where efficiency and productivity are paramount.



### PRODUCT SPECS

EN527-1:2011, EN527-2:2016, EN1729-2:2012+A1:2015



Product guarantee



Designed & manufactured

### DESK SHAPES



Straight



Wave



Ergonomic

# FEATURES

Single and back-to-back desks with fully welded H-frames

Sturdy goal post legs complete with adjustable feet

Legs are shared between desks with a shared modesty panel

Desktops with cable access ports to feed cables through

**ES1600**  
Fabric desktop screens with brackets

**MB16EB**  
Two ergonomic desks in a back-to-back cluster



**R2M**  
2 drawer mobile pedestal

**JH43-000**  
Jota blue fabric operator chair

## FRAMES




Black  
(K)

Silver  
(S)

White  
(WH)

## WOOD FINISHES



Beech  
(B)

Grey Oak  
(GO)

Oak  
(O)

Walnut  
(W)

White  
(WH)

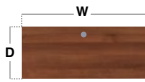
# MAESTRO 25

BENCH LEG SINGLE DESKS

## Straight Desk 600mm



CODE	W	D	H	RRP
<b>MB608</b>	800	600	725	<b>£250</b>
<b>MB610</b>	1000	600	725	<b>£264</b>
<b>MB612</b>	1200	600	725	<b>£277</b>
<b>MB614</b>	1400	600	725	<b>£290</b>
<b>MB616</b>	1600	600	725	<b>£304</b>




- Single straight desks 600mm deep with single cable access ports
- Fully welded H-Frame leg design ensures a strong and stable workstation

## Straight Desks 800mm



CODE	W	D	H	RRP
<b>MB8</b>	800	800	725	<b>£277</b>
<b>MB10</b>	1000	800	725	<b>£290</b>
<b>MB12</b>	1200	800	725	<b>£304</b>
<b>MB14</b>	1400	800	725	<b>£329</b>
<b>MB16</b>	1600	800	725	<b>£342</b>
<b>MB18</b>	1800	800	725	<b>£393</b>



- Single straight desks 800mm deep with two cable ports
- MB8 & MB10 only have one cable access port

## Left Hand Wave Desks



CODE	W	D	H	d	RRP
<b>MB14WL</b>	1400	800	725	990	<b>£382</b>
<b>MB16WL</b>	1600	800	725	990	<b>£414</b>

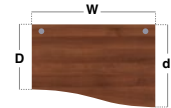


- Modern left hand wave desktops for a larger working area with H-frame leg
- Use individually or side-by-side with the right hand desk for a full wave effect

## Right hand Wave Desks



CODE	W	D	H	d	RRP
<b>MB14WR</b>	1400	800	725	990	<b>£382</b>
<b>MB16WR</b>	1600	800	725	990	<b>£414</b>

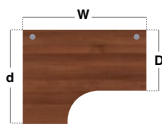


- Modern right hand wave desktops for a larger working area with H-frame leg
- Use individually or side-by-side with the left hand desk for a full wave effect

## Left Hand Ergonomic Desks



CODE	W	D	H	w	d	RRP
<b>MB14EL</b>	1400	800	725	600	1200	<b>£505</b>
<b>MB16EL</b>	1600	800	725	600	1200	<b>£542</b>
<b>MB18EL</b>	1800	800	725	600	1200	<b>£604</b>




- Ergonomic left hand desktops with full H-Frame leg return
- Ideal to fit into corners or cluster together to maximise office space

## Right Hand Ergonomic Desks



CODE	W	D	H	w	d	RRP
<b>MB14ER</b>	1400	800	725	600	1200	<b>£505</b>
<b>MB16ER</b>	1600	800	725	600	1200	<b>£542</b>
<b>MB18ER</b>	1800	800	725	600	1200	<b>£604</b>



- Ergonomic right hand desktops with full H-Frame leg return
- Ideal to fit into corners or cluster together to maximise office space



Black (K)



Silver (S)



White (WH)



Beech (B)



Grey Oak (GO)



Oak (O)



Walnut (W)



White (WH)

Please add frame finish followed by desktop finish when ordering eg. **MB616** with White frame in Walnut = **MB616WHW**



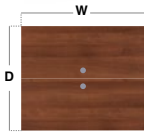
# MAESTRO 25

BENCH LEG BACK-TO-BACK DESKS

## Back-to-Back Desks 1200mm



CODE	W	D	H	RRP
<b>MB1012B</b>	1000	1200	725	<b>£480</b>
<b>MB1212B</b>	1200	1200	725	<b>£491</b>
<b>MB1412B</b>	1400	1200	725	<b>£505</b>
<b>MB1612B</b>	1600	1200	725	<b>£517</b>

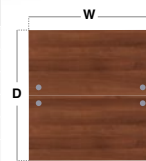


- Two straight 600mm desks back-to-back, both with single cable access ports
- Fully welded H-Frame leg design with shared leg and modesty panel

## Back-to-Back Desks 1600mm



CODE	W	D	H	RRP
<b>MB816B</b>	800	1600	725	<b>£517</b>
<b>MB1016B</b>	1000	1600	725	<b>£532</b>
<b>MB1216B</b>	1200	1600	725	<b>£542</b>
<b>MB1416B</b>	1400	1600	725	<b>£570</b>
<b>MB1616B</b>	1600	1600	725	<b>£583</b>
<b>MB1816B</b>	1800	1600	725	<b>£753</b>

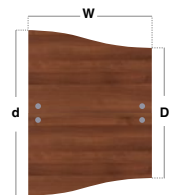


- Two straight 800mm desks back-to-back, two cable ports
- MB816 & MB1016 only have one cable access port

## Back-to-Back Wave Desks



CODE	W	D	H	d	RRP
<b>MB14WB</b>	1400	1600	725	1980	<b>£719</b>
<b>MB16WB</b>	1600	1600	725	1980	<b>£785</b>

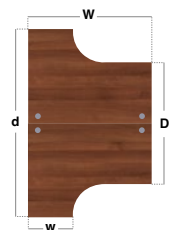


- Two wave desks in a back-to-back cluster
- H-Frame legs are shared between desks with a modesty panel

## Back-to-Back Ergonomic Desks



CODE	W	D	H	w	d	RRP
<b>MB14EB</b>	1400	1600	725	600	2400	<b>£966</b>
<b>MB16EB</b>	1600	1600	725	600	2400	<b>£1047</b>
<b>MB18EB</b>	1800	1600	725	600	2400	<b>£1163</b>



- Two ergonomic desks in a back-to-back cluster
- H-Frame legs are shared between desks with a modesty panel



Black (K)



Silver (S)



White (WH)



Beech (B)



Grey Oak (GO)



Oak (O)



Walnut (W)



White (WH)

Please add frame finish followed by desktop finish when ordering eg. **MB1612B** with White frame in Walnut = **MB1612BWHW**

# CONTRACT 25

## VALUE DESKING RANGE

A good office desk is a key component of any work environment and Contract 25 is a versatile, entry-level design that refuses to go out of style. Sturdy enough to withstand a fast-paced 9 to 5 lifestyle yet sleek in appearance, the Contract 25 range features primary storage options in the style of fixed pedestals with finger pull handles for all those extra gadgets and out of sight, out of mind documents.



### PRODUCT SPECS



Product guarantee



Designed & manufactured

### DESK SHAPES



Straight



Ergonomic

## FEATURES

600mm and 800mm deep desktops with a choice of fixed pedestals

Desktops with cable access ports to feed cables through

Single upright cantilever leg frame ensures space under the desk

Panel end leg desks in 25mm melamine with ABS edging

### ES1600W

Fabric wave desktop screens and brackets



### CH16S3

Choice of silver or graphite frames and handles

### SH44-000

Senza fabric operator chair

## FRAMES




Graphite  
(G)




Silver  
(S)

## WOOD FINISHES



Beech  
(B)




Oak  
(O)



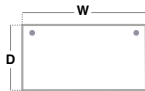
White  
(WH)



## Straight Desks



CODE	W	D	H	RRP
<b>CC8S</b>	800	800	725	<b>£237</b>
<b>CC10S</b>	1000	800	725	<b>£243</b>
<b>CC12S</b>	1200	800	725	<b>£250</b>
<b>CC14S</b>	1400	800	725	<b>£257</b>
<b>CC16S</b>	1600	800	725	<b>£270</b>
<b>CC18S</b>	1800	800	725	<b>£295</b>

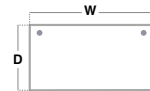


- Rectangular desks 800mm deep with single upright legs & two cable ports
- CC8S & CC10S only have one cable access port

## Straight Desks with Two Drawer Pedestal



CODE	W	D	H	RRP
<b>CC12S2</b>	1200	800	725	<b>£428</b>
<b>CC14S2</b>	1400	800	725	<b>£434</b>
<b>CC16S2</b>	1600	800	725	<b>£445</b>
<b>CC18S2</b>	1800	800	725	<b>£459</b>



- Rectangular desks 800mm deep with single upright cantilever legs
- Two drawer fixed pedestal which can be fitted to left or right hand side

## Straight Desks with Three Drawer Pedestal



CODE	W	D	H	RRP
<b>CC12S3</b>	1200	800	725	<b>£428</b>
<b>CC14S3</b>	1400	800	725	<b>£434</b>
<b>CC16S3</b>	1600	800	725	<b>£445</b>
<b>CC18S3</b>	1800	800	725	<b>£459</b>

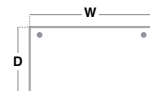


- Rectangular desks 800mm deep with single upright cantilever legs
- Three drawer fixed pedestal which can be fitted to left or right hand side

## Straight Desks with 2 x Two Drawer Pedestals



CODE	W	D	H	RRP
<b>CC16S22</b>	1600	800	725	<b>£614</b>
<b>CC18S22</b>	1800	800	725	<b>£655</b>

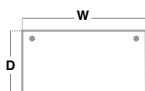


- Rectangular desks 800mm deep with single upright cantilever legs
- 2 x two drawer fixed pedestals which accept A4 and foolscap files

## Straight Desks with Two & Three Drawer Pedestals



CODE	W	D	H	RRP
<b>CC16S23</b>	1600	800	725	<b>£614</b>
<b>CC18S23</b>	1800	800	725	<b>£655</b>



- Rectangular desks 800mm deep with single upright cantilever legs
- Two and three drawer fixed pedestals which can be fitted to either side

## Straight Desks with 2 x Three Drawer Pedestals



CODE	W	D	H	RRP
<b>CC16S33</b>	1600	800	725	<b>£614</b>
<b>CC18S33</b>	1800	800	725	<b>£655</b>



- Rectangular desks 800mm deep with single upright cantilever legs
- 2 x three drawer fixed pedestals with matching finger pull handles



Graphite (G)



Silver (S)



Beech (B)




Oak (O)



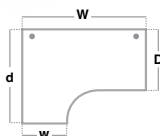
White (WH)

Please add frame finish followed by desktop finish when ordering eg. **CC16S** with Silver frame in White = **CC16S-S-WH**

## Left Hand Ergonomic Desks




CODE	W	D	H	w	d	RRP
<b>CC14EL</b>	1400	800	725	600	1200	<b>£459</b>
<b>CC16EL</b>	1600	800	725	600	1200	<b>£497</b>
<b>CC18EL</b>	1800	800	725	600	1200	<b>£552</b>

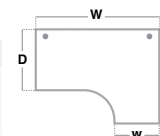


- Ergonomic left hand desktops with single upright legs & two cable ports
- Ideal to fit into corners or cluster together to maximise office space

## Right Hand Ergonomic Desks



CODE	W	D	H	w	d	RRP
<b>CC14ER</b>	1400	800	725	600	1200	<b>£459</b>
<b>CC16ER</b>	1600	800	725	600	1200	<b>£497</b>
<b>CC18ER</b>	1800	800	725	600	1200	<b>£552</b>

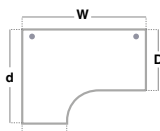


- Ergonomic right hand desktops with single upright legs & two cable ports
- Space saving design to fit in rooms which lack space

## Left Hand Ergonomic Desks with Two Drawer Pedestal



CODE	W	D	H	w	d	RRP
<b>CC16EL2</b>	1600	800	725	600	1200	<b>£667</b>
<b>CC18EL2</b>	1800	800	725	600	1200	<b>£727</b>

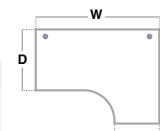


- Ergonomic left hand desktops with single upright legs & two cable ports
- Two drawer fixed pedestal which accept A4 and foolscap files

## Right Hand Ergonomic Desks with Two Drawer Pedestal

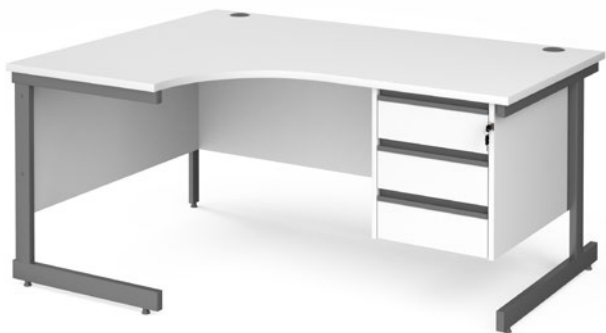


CODE	W	D	H	w	d	RRP
<b>CC16ER2</b>	1600	800	725	600	1200	<b>£667</b>
<b>CC18ER2</b>	1800	800	725	600	1200	<b>£727</b>

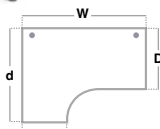


- Ergonomic right hand desktops with single upright legs & two cable ports
- Filing drawer has metal rails for folders to clip on front to back

## Left Hand Ergonomic Desks with Three Drawer Pedestal




CODE	W	D	H	w	d	RRP
<b>CC16EL3</b>	1600	800	725	600	1200	<b>£667</b>
<b>CC18EL3</b>	1800	800	725	600	1200	<b>£727</b>

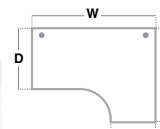


- Ergonomic left hand desktops with single upright legs & two cable ports
- Three drawer fixed pedestal with matching finger pull handles

## Right Hand Ergonomic Desks with Three Drawer Pedestal



CODE	W	D	H	w	d	RRP
<b>CC16ER3</b>	1600	800	725	600	1200	<b>£667</b>
<b>CC18ER3</b>	1800	800	725	600	1200	<b>£727</b>



- Ergonomic right hand desktops with single upright legs & two cable ports
- Internal drawer dimensions 475mm wide, 80mm high and 475mm deep



Graphite (G)



Silver (S)



Beech (B)



Oak (O)



White (WH)

Please add frame finish followed by desktop finish when ordering eg. **CC16EL** with Graphite frame in White = **CC16EL-G-WH**

## Straight Desks



CODE	W	D	H	RRP
<b>CP8S</b>	800	800	725	<b>£237</b>
<b>CP10S</b>	1000	800	725	<b>£243</b>
<b>CP12S</b>	1200	800	725	<b>£250</b>
<b>CP14S</b>	1400	800	725	<b>£257</b>
<b>CP16S</b>	1600	800	725	<b>£270</b>
<b>CP18S</b>	1800	800	725	<b>£295</b>



- Rectangular desks 800mm deep with panel ends and two cable access ports
- CP8S & CP10S only have one cable access port

## Straight Desks with Two Drawer Pedestal



CODE	W	D	H	RRP
<b>CP12S2</b>	1200	800	725	<b>£428</b>
<b>CP14S2</b>	1400	800	725	<b>£437</b>
<b>CP16S2</b>	1600	800	725	<b>£445</b>
<b>CP18S2</b>	1800	800	725	<b>£471</b>



- Rectangular desks 800mm deep with panel ends and two cable access ports
- Two drawer fixed pedestal which can be fitted to left or right hand side

## Straight Desks with Three Drawer Pedestal



CODE	W	D	H	RRP
<b>CP12S3</b>	1200	800	725	<b>£428</b>
<b>CP14S3</b>	1400	800	725	<b>£437</b>
<b>CP16S3</b>	1600	800	725	<b>£445</b>
<b>CP18S3</b>	1800	800	725	<b>£471</b>



- Rectangular desks 800mm deep with panel ends and two cable access ports
- Three drawer fixed pedestal which can be fitted to left or right hand side

## Straight Desks with 2 x Two Drawer Pedestals



CODE	W	D	H	RRP
<b>CP16S22</b>	1600	800	725	<b>£614</b>
<b>CP18S22</b>	1800	800	725	<b>£642</b>



- Rectangular desks 800mm deep with panel ends and two cable access ports
- 2 x two drawer fixed pedestals which accept A4 and foolscap files

## Straight Desks with Two & Three Drawer Pedestals



CODE	W	D	H	RRP
<b>CP16S23</b>	1600	800	725	<b>£614</b>
<b>CP18S23</b>	1800	800	725	<b>£642</b>



- Rectangular desks 800mm deep with panel ends and two cable access ports
- Two and three drawer fixed pedestals which can be fitted to either side

## Straight Desks with 2 x Three Drawer Pedestals



CODE	W	D	H	RRP
<b>CP16S33</b>	1600	800	725	<b>£614</b>
<b>CP18S33</b>	1800	800	725	<b>£642</b>



- Rectangular desks 800mm deep with panel ends and two cable access ports
- 2 x three drawer fixed pedestals with silver or graphite finger pull handles



Graphite (G)



Silver (S)



Beech (B)



Oak (O)



White (WH)

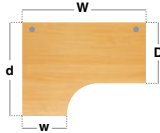
Please add handle finish followed by desktop finish when ordering eg. **CP16S** with Silver handles in Beech = **CP16S-S-B**



## Left Hand Ergonomic Desks



CODE	W	D	H	w	d	RRP
<b>CP14EL</b>	1400	800	725	600	1200	<b>£471</b>
<b>CP16EL</b>	1600	800	725	600	1200	<b>£497</b>
<b>CP18EL</b>	1800	800	725	600	1200	<b>£552</b>

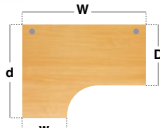


- Ergonomic left hand desktops with panel ends and silver or graphite corner leg
- Ideal to fit into corners or cluster together to maximise office space

## Left Hand Ergonomic Desks with Two Drawer Pedestal



CODE	W	D	H	w	d	RRP
<b>CP16EL2</b>	1600	800	725	600	1200	<b>£687</b>
<b>CP18EL2</b>	1800	800	725	600	1200	<b>£714</b>




- Ergonomic left hand desktops with panel ends and silver or graphite corner leg
- Two drawer fixed pedestal which accept A4 and foolscap files

## Left Hand Ergonomic Desks with Three Drawer Pedestal



CODE	W	D	H	w	d	RRP
<b>CP16EL3</b>	1600	800	725	600	1200	<b>£687</b>
<b>CP18EL3</b>	1800	800	725	600	1200	<b>£714</b>




- Ergonomic left hand desktops with panel ends and silver or graphite corner leg
- Three drawer fixed pedestal with silver or graphite finger pull handles

## Right Hand Ergonomic Desks



CODE	W	D	H	w	d	RRP
<b>CP14ER</b>	1400	800	725	600	1200	<b>£471</b>
<b>CP16ER</b>	1600	800	725	600	1200	<b>£497</b>
<b>CP18ER</b>	1800	800	725	600	1200	<b>£552</b>



- Ergonomic right hand desktops with panel ends and silver or graphite corner leg
- Space saving design to fit in rooms which lack space

## Right Hand Ergonomic Desks with Two Drawer Pedestal



CODE	W	D	H	w	d	RRP
<b>CP16ER2</b>	1600	800	725	600	1200	<b>£687</b>
<b>CP18ER2</b>	1800	800	725	600	1200	<b>£714</b>

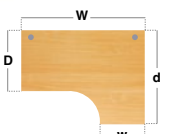


- Ergonomic right hand desktops with panel ends and silver or graphite corner leg
- Filing drawer has metal rails for folders to clip on front to back

## Right Hand Ergonomic Desks with Three Drawer Pedestal



CODE	W	D	H	w	d	RRP
<b>CP16ER3</b>	1600	800	725	600	1200	<b>£687</b>
<b>CP18ER3</b>	1800	800	725	600	1200	<b>£714</b>



- Ergonomic right hand desktops with panel ends and silver or graphite corner leg
- Internal drawer dimensions 475mm wide, 80mm high and 475mm deep



Graphite (G)



Silver (S)



Beech (B)



Oak (O)



White (WH)

Please add handle finish followed by desktop finish when ordering eg. **CP16EL** with Graphite handles in Beech = **CP16EL-G-B**

# CONTRACT 25

H-FRAME STRAIGHT DESKS

## Straight Desks



CODE	W	D	H	RRP
<b>CH8S</b>	800	800	725	<b>£159</b>
<b>CH10S</b>	1000	800	725	<b>£172</b>
<b>CH12S</b>	1200	800	725	<b>£185</b>
<b>CH14S</b>	1400	800	725	<b>£193</b>
<b>CH16S</b>	1600	800	725	<b>£205</b>
<b>CH18S</b>	1800	800	725	<b>£232</b>



- Rectangular desks 800mm deep with H-Frame legs & two cable access ports
- CH8S & CH10S only have one cable access port

## Straight Desks with Two Drawer Pedestal



CODE	W	D	H	RRP
<b>CH12S2</b>	1200	800	725	<b>£345</b>
<b>CH14S2</b>	1400	800	725	<b>£355</b>
<b>CH16S2</b>	1600	800	725	<b>£367</b>
<b>CH18S2</b>	1800	800	725	<b>£445</b>



- Rectangular desks 800mm deep with H-Frame legs
- Two drawer fixed pedestal which can be fitted to left or right hand side

## Straight Desks with Three Drawer Pedestal



CODE	W	D	H	RRP
<b>CH12S3</b>	1200	800	725	<b>£345</b>
<b>CH14S3</b>	1400	800	725	<b>£355</b>
<b>CH16S3</b>	1600	800	725	<b>£367</b>
<b>CH18S3</b>	1800	800	725	<b>£445</b>



- Rectangular desks 800mm deep with H-Frame legs
- Three drawer fixed pedestal which can be fitted to left or right hand side

## Straight Desks with 2 x Two Drawer Pedestals



CODE	W	D	H	RRP
<b>CH16S22</b>	1600	800	725	<b>£552</b>
<b>CH18S22</b>	1800	800	725	<b>£583</b>



- Rectangular desks 800mm deep with H-Frame legs
- 2 x two drawer fixed pedestals which accept A4 and foolscap files

## Straight Desks with Two & Three Drawer Pedestals



CODE	W	D	H	RRP
<b>CH16S23</b>	1600	800	725	<b>£552</b>
<b>CH18S23</b>	1800	800	725	<b>£583</b>



- Rectangular desks 800mm deep with H-Frame legs
- Two and three drawer fixed pedestals which can be fitted to either side

## Straight Desks with 2 x Three Drawer Pedestals



CODE	W	D	H	RRP
<b>CH16S33</b>	1600	800	725	<b>£552</b>
<b>CH18S33</b>	1800	800	725	<b>£583</b>



- Rectangular desks 800mm deep with H-Frame legs
- 2 x three drawer fixed pedestals with matching finger pull handles



Graphite (G)



Silver (S)



Beech (B)



Oak (O)



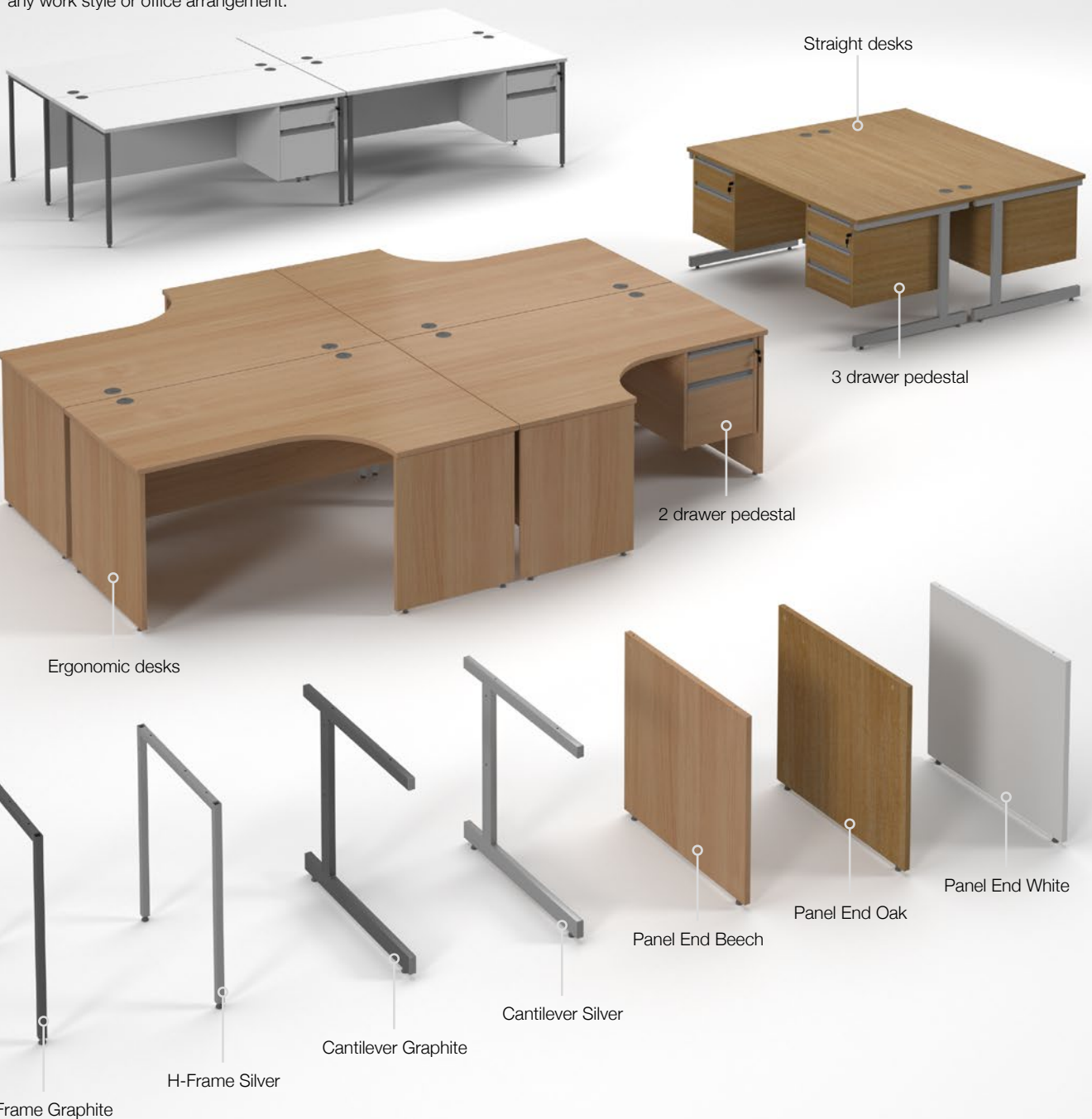
White (WH)

Please add frame finish followed by desktop finish when ordering eg. **CH16S** with Silver frame in Oak = **CH16S-S-O**

**3 FRAME STYLES**  
**3 WOOD FINISHES**  
**2 LEG FINISES**  
**2 TOP SHAPES**  
**2 PEDESTAL OPTIONS**

Boasting a wide range of configurations and desk options, the Contract 25 range is available with cantilever leg, H-Frame leg and panel end leg designs to suit all requirements for function, style and most importantly budget.

Contract 25 is the perfect entry into 25mm desking, featuring a variety of sizes, shapes, and storage solutions for any work style or office arrangement.





# ANSON

## EXECUTIVE OFFICE

Anson is a new, premium executive range that reflects a leader's demand for an elevated aesthetic, whether in a managers office or boardroom setting. The desks provide plenty of worktop space and are available in a choice of two-tone designer leg frames or with a panel end profile, with a matching pedestal and cupboards that offer all important storage space and the collection is completed by meeting and boardroom tables that lend itself to decision making at the highest level.



### PRODUCT SPECS



Product guarantee



Designed & manufactured

### DESK SHAPES



Straight



Straight with Return

# FEATURES

A comprehensive solution that supports executive and boardrooms, home offices

Designed with sleek lines, stylish back panels and profiled edges

A stylish design to stand out and leave a lasting impression on visitors

Integrated vertical, modular storage with open frame shelves along with low storage



**ZEU300K2**  
Zeus executive leather manager chair


**DESK LEGS**  
Choice of Black & Silver A-Frame or panel end leg to match desktop

**ANS-RD**  
Panel end desk with modesty panel and return credenza

## FRAMES




Black/Silver A-frame



Barcelona Walnut Panel End

## WOOD FINISHES



Barcelona Walnut (BW)



Executive Panel End Desk



CODE	W	D	H	RRP
<b>ANS-ED</b>	2000	1000	725	<b>£950</b>




- Elegant, stylish executive desk with modesty panel
- Angular panel end legs in matching finish for a designer look and feel

Executive Panel End Desk with Return



CODE	W	D	H	w	d	RRP
<b>ANS-RD</b>	2200	1000	725	500	2000	<b>£1950</b>



- Executive desk 2000mm wide complete with 1600mm return desk
- Return can be fitted to either side to extend the work area

Credenza



CODE	W	D	H	RRP
<b>ANS-CRD</b>	1600	550	725	<b>£925</b>

- Stand alone credenza unit with cupboards, drawers and open storage
- Suitable to add a fridge max size 460w x 430d x 670h



Barcelona Walnut (**BW**)

Please add desktop finish when ordering eg. **ANS-ED** in Barcelona Walnut = **ANS-ED-BW**



Executive A-frame Desk



CODE	W	D	H	RRP
<b>ANS-DED</b>	2000	1000	725	<b>£1650</b>




- Elegant, stylish executive desk with modesty panel
- Sleek, stylish A-frame legs in black and silver

Executive A-frame Desk with Return



CODE	W	D	H	w	d	RRP
<b>ANS-DRD</b>	2200	1000	725	500	2000	<b>£2500</b>



- Executive desk 2000mm wide complete with 1600mm return desk
- Return can be fitted to either side to extend the work area

Two Drawer Pedestal



CODE	W	D	H	RRP
<b>ANS-PED</b>	400	500	500	<b>£350</b>

- Under desk storage solution to keep the work area uncluttered
- Three shallow drawers with white steel drawer sides



Barcelona Walnut (BW)

Please add desktop finish when ordering eg. **ANS-DED** in Barcelona Walnut = **ANS-DED-BW**



Whether it's a modern-day, professional desk, an in-line credenza, or integrated vertical storage, Anson integrates elements to create a space with a beautiful aesthetic. Beautifully coordinated storage helps to create a more executive feel that perfectly suits the rooms of managers who want to furnish their office with prestige and sophistication. No matter where you work or how you work, Anson supports you in extensive ways.

The workspace needs options and Anson offers plenty of them with stylish storage solutions

A truly comprehensive solution that supports executive, managerial and home offices

Integrated vertical, modular storage creates a space with a beautiful aesthetic

Designer black finger pull handles and fully lockable cupboard doors



**BOOKCASE**

CODE	W	D	H	RRP
<b>ANS-MBK</b>	1020	300	800	<b>£225</b>

**CUPBOARDS**

CODE	W	D	H	RRP
<b>ANS-CBL</b>	1020	550	800	<b>£440</b>
<b>ANS-CBH</b>	1020	550	1600	<b>£580</b>



Barcelona Walnut (BW)

Please add desktop finish when ordering eg. **ANS-MBK** in Barcelona Walnut = **ANS-MBK-BW**





The boardroom is an integral part of any office and it's the room where it all happens and the Anson range of boardroom tables provide attendees with the distinctive impression of quality, precision & strength that makes a bold, visual statement in any conference room. Create the right impression for customers, employees, important business contacts, interviewees, and showcase the business in the best possible way with Anson tables.

Makes a bold, visual statement in any conference room and create a space with a beautiful aesthetic

Circular, square and rectangular table top options with clean lines and an elegant, sleek design

Offer a versatile whole room solution and bring a timeless appeal to the executive space

Two-tone designer leg frames complement the stylish Barcelona Walnut table tops



CODE	DESCRIPTION	W	D	H	RRP
<b>ANS-TBC12</b>	Circular	1200	1200	725	<b>£1200</b>
<b>ANS-TBS12</b>	Square	1200	1200	725	<b>£1200</b>
<b>ANS-TBR22</b>	Rectangular	2200	1200	725	<b>£1400</b>



Barcelona Walnut (BW)

Please add desktop finish when ordering eg. **ANS-TBC12** in Barcelona Walnut = **ANS-TBC12-BW**



# WOODEN STORAGE

## PRIMARY & SECONDARY STORAGE

Offering versatile and practical storage solutions, our primary and secondary storage solutions will keep your office organised and looking neat and tidy. With clean cut lines and minimal modern styling, Universal wooden storage is available in up to five colour finishes to match all the desking ranges and can be configured to suit the requirements of any office landscape.



### PRODUCT SPECS

BS EN14073-2/3:2004, BS EN14074:2004, BS EN16121:2013 (selected products)



Product guarantee



Designed & manufactured

### STYLES



Contract 25 Storage



Universal Storage



Systems Storage



Deluxe Storage

# FEATURES

Pedestals offer versatile solutions for under-desk and desk-side storage

Filing cabinets are a robust solution for storing important documents

Cupboards, bookcases & combi units offer a functional storage solution

Wooden lockers cater for securely storing employees personal effects

**R2140TC**  
Universal tambours in 3 wood finishes and 2 heights

**R1790D**  
Universal cupboards in a range of finishes to match desks




**D016**  
Deluxe Combination Units with Wood Doors & Open Tops

**R3M**  
Mobile 3 drawer pedestals with finger pull handles


**DHBC**  
Desk high bookcases and cupboards

## DUO FINISHES



White/Beech (WHB)    White/Grey Oak (WHGO)    White/Oak (WHO)    White/Walnut (WHW)

## WOOD FINISHES



Beech (B)    Grey Oak (GO)    Oak (O)    Walnut (W)    White (WH)



# WOODEN STORAGE

CONTRACT 25 PRIMARY



Offering versatile and practical storage solutions, our Contract storage range will keep the office organised and looking neat and tidy.

With clean cut lines and minimal modern styling, Contract 25 pedestals with silver or graphite finger pull handles are available in three wood finishes to match the Contract 25 desk range and can be configured to suit the requirements of any office landscape.

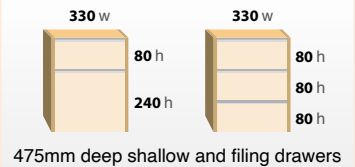
Lockable drawers supplied with finger pull handles in silver or graphite

Versatile under-desk storage solution to keep the work area uncluttered

Available with 3 shallow drawers or with one shallow and one filing drawer

Filing drawer designed to accept both A4 files and foolscap suspension files

## Internal Dimensions



475mm deep shallow and filing drawers



## 2 DRAWER

CODE	HANDLES	W	D	H	RRP
<b>CF2FP-S</b>	Silver	416	590	474	<b>£175</b>
<b>CF2FP-G</b>	Graphite	416	590	474	<b>£175</b>

## 3 DRAWER

CODE	HANDLES	W	D	H	RRP
<b>CF3FP-S</b>	Silver	416	590	474	<b>£175</b>
<b>CF3FP-G</b>	Graphite	416	590	474	<b>£175</b>



Beech (B)



Oak (O)



White (WH)

Please add storage finish when ordering eg. **CF2FP-S** in White = **CF2FP-S-WH**



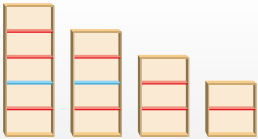
5  
WARRANTY  
Years

# WOODEN STORAGE

CONTRACT 25 SECONDARY



### Shelf Position Guide



Adjustable shelves can be positioned at 64mm intervals from Fixed shelves



CFLBC

CFMCU

CFTBC

CFHCU

Offering versatile and practical storage solutions, our Contract storage range will keep the office organised and looking neat and tidy. Staples for the modern office, cupboards and bookcases with their minimal, modern styling are a practical group of units that will sit comfortably in an office space without dominating it, available in three wood finishes to match the Contract 25 desk range.

390mm deep shelves to easily fit all A4 ring binders and lever arch files

Available with adjustable shelves but 2 larger units have a fixed shelf central for stability

Cupboards with lockable doors and supplied with curved handles and two keys

Can be configured to suit the requirements of any office landscape

## BOOKCASES

CODE	W	D	H	SHELVES	RRP
CFLBC	756	390	830	1	£187
CFMBC	756	390	1230	2	£215
CFTBC	756	390	1630	3	£280
CFHBC	756	390	2030	4	£330

## CUPBOARDS

CODE	W	D	H	SHELVES	RRP
CFLCU	756	408	830	1	£300
CFMCU	756	408	1230	2	£334
CFTCU	756	408	1630	3	£425
CFHCU	756	408	2030	4	£535



Beech (B)



Oak (O)



White (WH)

Please add storage finish when ordering eg. CFLCU in Beech = CFLCU-B

# WOODEN STORAGE

UNIVERSAL FIXED PEDESTALS

5  
Years  
WARRANTY



Our universal wooden storage offering has been designed to store pretty much anything securely while still keeping it close in hand. Create an attractive office environment that can also increase efficiency and productivity. Fixed pedestals are a space-saving storage solution designed to attach underneath a desktop on the left or right hand side to help keep the work area uncluttered and store items securely.

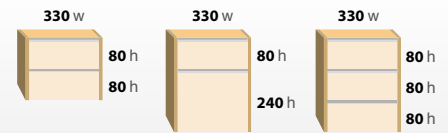
Lockable drawers supplied with two keys and stylish, silver curved handles

Ideal for use with the Maestro 25 desk ranges of 600mm deep and 800mm deep desks

Available with shallow drawers or with one shallow and one filing drawer

Filing drawer designed to accept both A4 files and foolscap suspension files

## Internal Dimensions



475mm deep shallow and filing drawers  
425mm deep drawers on S2F



S2F



R2F



R3F

## 600MM DEEP DESKS

CODE	Drawers	W	D	H	RRP
<b>S2F</b>	2 drawer	416	540	317	<b>£134</b>

## 800MM DEEP DESKS

CODE	Drawers	W	D	H	RRP
<b>R2F</b>	2 drawer	416	590	474	<b>£182</b>
<b>R3F</b>	3 drawer	416	590	474	<b>£182</b>



Beech (B)



Grey Oak (GO)



Oak (O)



Walnut (W)



White (WH)

Please add storage finish when ordering eg. R3F in Oak = R3FO



5  
WARRANTY  
Years

# WOODEN STORAGE

UNIVERSAL MOBILE PEDESTALS



Our universal wooden storage offering has been designed to store pretty much anything securely while still keeping it close in hand. Create an attractive office environment that also can increase efficiency and productivity. Mobile pedestals with easy-glide castors are available in up to five colour finishes to match all the desking ranges, offering versatile storage solutions for under desk storage in the workplace.

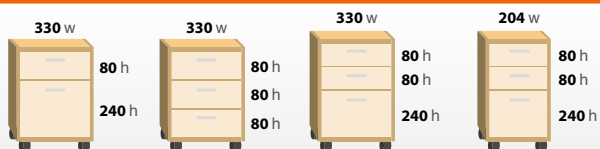
Lockable drawers supplied with finger pull handles in silver with 2 keys

Available with 3 shallow drawers or with one shallow and one filing drawer

Filing drawer designed to accept both A4 files and foolscap suspension files

Option of 50mm seat pad with set of 80kg weight loaded castors for R2M & R3M pedestals

## Internal Dimensions



475mm deep shallow drawers & 525mm deep filing drawer

## PED-PD



R2M

R3M

TMP

TNMP

## PEDESTALS

CODE	W	D	H	RRP
R2M	426	600	567	£292
R3M	426	600	567	£292
TNMP	300	600	630	£416
TMP	426	600	630	£431

## SEAT PAD

CODE	W	D	H	Band A	Band B	Band C	Band D	Band E
PED-PD	426	600	50	£175	£189	£205	£234	£259



Beech (B)



Grey Oak (GO)



Oak (O)



Walnut (W)



White (WH)

Please add storage finish when ordering eg. R2M in Grey Oak = R2MGO



# WOODEN STORAGE

UNIVERSAL DESK HIGH PEDESTALS

5  
WARRANTY  
Years



Our universal wooden storage offering has been designed to store pretty much anything securely while still keeping it close in hand. Create an attractive office environment that can also increase efficiency and productivity. Desk-side pedestals are perfect buddy for your desk, providing an area to file all your important documents, store any unsightly tech stuff, or carefully categorise your mid-day snacks.

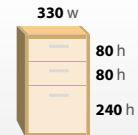
Lockable drawers supplied with finger pull handles with 2 keys

600mm & 800mm deep pedestal options to fit next to straight or ergonomic desks

Available with two shallow and one filing drawer for both A4 files and foolscap suspension files

600mm deep pedestal option with a flyover top to use as a return with straight desks

## Internal Dimensions



475mm deep shallow drawers & 525mm deep filing drawer (add 200mm for R25DH8)



R25EP8

R25DH6

R25DH8

## PEDESTALS

CODE	W	D	H	RRP
R25DH6	426	600	725	£416
R25DH8	426	800	725	£455

## DESK EXTENSION

CODE	W	D	H	RRP
R25EP8	800	600	725	£485



Beech (B)



Grey Oak (GO)



Oak (O)



Walnut (W)



White (WH)

Please add storage finish when ordering eg. R25DH6 in White = R25DH6WH

5  
WARRANTY  
Years

# WOODEN STORAGE

UNIVERSAL DESK SIDE STORAGE



## Replacement Handles



**CH-K**  
RRP £16

**CH-S**  
RRP £16

**C2-WH**  
RRP £16

Suitable for all universal wooden pedestals, cupboards, combination units & filing cabinets

Our universal wooden storage offering has been designed to store pretty much anything securely while still keeping it close in hand. Create an attractive office environment that can also increase efficiency and productivity. Desk side bookcases and cupboards are a practical solution ideal for storing and displaying files, books, office literature and media on the end of a desk while increasing the desktop work space.

600mm deep desk high storage unit supplied with one adjustable shelf

25mm thick tops for increased strength with 18mm carcass and solid back panel

Cupboards with lockable doors and supplied with curved handles and two keys

Versatile desk end storage solution to keep the work area uncluttered



**DHBC**

**DHCC**

## BOOKCASE

CODE	W	D	H	RRP
<b>DHBC</b>	800	600	725	<b>£217</b>

## CUPBOARD

CODE	W	D	H	RRP
<b>DHCC</b>	800	600	725	<b>£304</b>



Beech (**B**)



Grey Oak (**GO**)



Oak (**O**)



Walnut (**W**)



White (**WH**)

Please add storage finish when ordering eg. **DHBC** in Walnut = **DHBCW**



# WOODEN STORAGE

UNIVERSAL BOOKCASES/CUPBOARDS

5  
Years  
WARRANTY



Our universal wooden storage offering has been designed to store pretty much anything securely while still keeping it close in hand. Create an attractive office environment that can also increase efficiency and productivity. Staples for the modern office, cupboards and bookcases with their minimal, modern styling and choice of wood finishes are a practical group of units that will sit comfortably in an office space without dominating it.

470mm deep shelves with an 18mm carcass and 25mm thick tops

Available with adjustable shelves but 3 larger units have a fixed shelf central for stability

Cupboards with lockable doors and supplied with curved handles and two keys

Available in Duo finishes with white carcass and coloured doors in 4 finish options

## Shelf Position Guide



Adjustable shelves can be positioned at 64mm intervals from Fixed shelves



R2140D

R1790

R1440D

R1090

R740D

## BOOKCASES

CODE	W	D	H	Size	RRP
R740	800	470	740	1	£224
R1090	800	470	1090	2	£253
R1440	800	470	1440	3	£338
R1790	800	470	1790	4	£439
R2140	800	470	2140	5	£480
BS			Optional extra shelf		£72

## CUPBOARDS

CODE	W	D	H	Size	RRP
R740D	800	470	740	1	£338
R1090D	800	470	1090	2	£378
R1440D	800	470	1440	3	£481
R1790D	800	470	1790	4	£622
R2140D	800	470	2140	5	£674
BS			Optional extra shelf		£72



Beech (B)



Grey Oak (GO)



Oak (O)



Walnut (W)



White (WH)



White/Beech (DWHB)



White/Grey Oak (DWHGO)



White/Oak (DWHO)



White/Walnut (DWHW)

Please add storage finish when ordering eg. R1090 in White = R1090WH





# WOODEN STORAGE

UNIVERSAL COMBINATION UNITS



### Shelf Position Guide



Adjustable shelves can be positioned at 64mm intervals from Fixed shelves



R2140COM

R2140OP

R1790COM

R1790OP

R1440COM

R1440OP

### OPEN TOP

CODE	W	D	H	Shelves	RRP
R1440OP	800	470	1440	3	£439
R1790OP	800	470	1790	4	£537
R2140OP	800	470	2140	5	£603
BS			Optional extra shelf		£72

### GLASS TOP

CODE	W	D	H	Shelves	RRP
R1440COM	800	470	1440	3	£622
R1790COM	800	470	1790	4	£737
R2140COM	800	470	2140	5	£803
BS			Optional extra shelf		£72

Our universal wooden storage offering has been designed to store pretty much anything securely while still keeping it close in hand. Create an attractive office environment that can also increase efficiency and productivity.

Combination units are designed to meet all the clerical needs of any busy company, with a choice of open top bookcase with or without glass doors, and solid door cupboard storage with lockable doors.

470mm deep shelves with an 18mm carcass and 25mm thick tops for stability

Available with adjustable shelves but with central shelf fixed to separate cupboards and tops

Lower cupboards with lockable doors and either open tops or glass doors with curved handles

Available in Duo finishes with white carcass and coloured doors in 4 finish options



Beech (B)



Grey Oak (GO)



Oak (O)



Walnut (W)



White (WH)



White/Beech (DWHB)



White/Grey Oak (DWHGO)



White/Oak (DWHO)



White/Walnut (DWHW)

Please add storage finish when ordering eg. R1440OP in Beech = R1440OPB

# WOODEN STORAGE

UNIVERSAL TAMBOUR CUPBOARDS

5  
WARRANTY  
Years



Our universal wooden storage offering has been designed to store pretty much anything securely while still keeping it close in hand. Create an attractive office environment that can also increase efficiency and productivity. The space-saving, single opening tambour door recedes smoothly into the cabinet carcass leaving office aisles and walkways unobstructed, making the best use of space inside the cupboard for storage on the shelves supplied.

470mm deep shelves with an 18mm carcass and 25mm thick tops for stability

Available with adjustable shelves but with central shelf fixed on the larger unit

Designed to meet the clerical needs of any busy office environment

Smooth action single tambour door with inset handle and lock for security

R2140TC

R1090TC



CODE	W	D	H	Shelves	RRP
R1090TC	800	470	1090	2	£655
R2140TC	800	470	2140	5	£914



Beech (B)



Oak (O)



White (WH)

Please add storage finish when ordering eg. R1090TC in Beech = R1090TCB



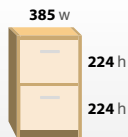


# WOODEN STORAGE

UNIVERSAL FILING CABINETS



### Internal Dimensions



537mm deep filing drawer with 35kg drawer capacity



Our universal wooden storage offering has been designed to store pretty much anything securely while still keeping it close in hand. Create an attractive office environment that can also increase efficiency and productivity. Filing cabinets are there when you need them to access files, however they are also sleek and modern in design, blending seamlessly into the interior and offering a functional storage solution for the office.

2, 3, and 4 drawer options available built for long-term durability and security

Practical office storage solution supplied fully built with silver curved handles

Filing drawer designed to accept both A4 files and foolscap suspension files

Fully lockable drawers with ball bearing runners and anti-tilt mechanism

CODE	W	D	H	RRP
LF2*	480	655	730	£419
LF3*	480	655	1045	£462
LF4	480	655	1360	£540

\*LF2 & LF3 not available in Grey Oak



Beech (B)



Grey Oak (GO)



Oak (O)



Walnut (W)



White (WH)

Please add storage finish when ordering eg. LF4 in Walnut = LF4W



# WOODEN STORAGE

UNIVERSAL LOCKERS



Our universal wooden storage offering has been designed to store pretty much anything securely while still keeping it close in hand. Create an attractive office environment that can also increase efficiency and productivity.

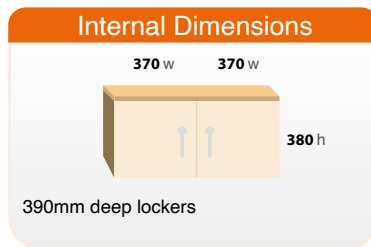
Our range of wooden storage lockers cover a variety of storage solutions that cater for storing employees personal effects, clothing and possessions in all office and workplace environments.

The perfect storage solution to keep business premises functional and clutter-free

Four and six door options available with secure locks to store belongings or tech-items

Available in Duo finishes with white carcass and coloured doors in 4 finish options

Planters to fit on top of lockers for dividing the office with artificial plants or standing pots



## LOCKERS

CODE	W	D	H	RRP
LCK4D	800	426	867	£535
LCK6D	800	426	1267	£742

## PLANTERS

CODE	W	D	H	Finish	RRP
WPLS	800	426	200	White	£113
WPLD	1600	426	200	White	£157

\*Plants not included



White/Beech (B)



White/Oak (O)



White/Walnut (W)



White (WH)

Please add door finish when ordering eg. LCK6D with Walnut doors = LCK6DW

5  
WARRANTY  
Years

# WOODEN STORAGE

SYSTEMS CUPBOARDS/TAMBOURS



Our systems secondary storage can adapt to any environment or workspace requirement. Its solid foundation and integrated functionality make it easy to customise and create the right solution for the right design strategy. Today's work environments require flexible solutions for a variety of workplace storage and our systems storage units with cupboard doors or tambour doors are ideal for shelves or filing frames to suit.

550mm deep premium systems cupboards supplied with metal fitment brackets

25mm tops with 18mm carcass and solid back panel for added stability

Supplied empty but can be fitted with all systems internal fitments

Sliding lockable double tambour doors supplied with two keys and inset handles



ST20

DD16

ST12

DD8

## CUPBOARDS

CODE	W	D	H	RRP
DD8	1020	550	800	£630
DD12	1020	550	1200	£714
DD16	1020	550	1600	£790
DD20	1020	550	2000	£883

## TAMBOURS

CODE	W	D	H	RRP
ST8	1020	550	800	£730
ST12	1020	550	1200	£848
ST16	1020	550	1600	£1000
ST20	1020	550	2000	£1121



Beech (B)



Oak (O)



White (WH)

Please add storage finish when ordering eg. ST20 in White = ST20WH



# WOODEN STORAGE

SYSTEMS COMBINATION UNITS



Our systems secondary storage can adapt to any environment or workspace requirement. Its solid foundation and integrated functionality make it easy to customise and create the right solution for the right design strategy. These high quality systems combination units feature a mixture of shelved and cupboard sections, offering the perfect storage to organise and store all of your office essentials within easy reach.

550mm deep premium systems cupboards supplied with metal fitment brackets

25mm tops with 18mm carcass and solid back panel for added stability

Supplied empty but can be fitted with all systems internal fitments

Sliding lockable double tambour doors supplied with two keys and inset handles



## OPEN TOP

CODE	W	D	H	RRP
<b>TO16</b>	1020	550	1600	<b>£907</b>
<b>TO20</b>	1020	550	2000	<b>£1006</b>

## GLASS TOP

CODE	W	D	H	RRP
<b>TG16</b>	1020	550	1600	<b>£1081</b>
<b>TG20</b>	1020	550	2000	<b>£1215</b>



Beech (B)



Oak (O)



White (WH)

Please add storage finish when ordering eg. **TO20** in White = **TO20WH**



## Shelf



CODE	W	D	H	RRP
<b>2PS</b>	910	390	70	<b>£45</b>

- Grey plain shelf for systems storage
- Practical and sturdy steel shelf


## Roll Out Suspension Filing Frame



CODE	W	D	H	RRP
<b>2RSF</b>	880	370	90	<b>£233</b>

- Grey roll out suspension filing frame for systems storage
- Accepts both A4 and foolscap files

## Lateral filing frame



CODE	W	D	H	RRP
<b>2RAIL</b>	908	390	70	<b>£77</b>

- Grey lateral filing frame for systems storage
- Accepts both documents and A4 suspension files



Grey

For use with Systems Storage Cupboards, Tambour Cupboards and Combination Units

# WOODEN STORAGE

DELUXE BOOKCASES/CUPBOARDS



Deluxe secondary storage furniture enhances any setting with its clean, transitional style and understated details. The sleek designs and sturdy construction of the solid units allow you to use the storage elements to divide space and define work areas. Available in a choice of 4 heights so if you're looking to solve your storage issues whilst also adding something extra to the office, it's time to step up and go for the deluxe storage.

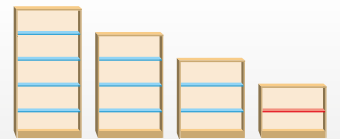
550mm deep premium bookcases & cupboards with an 18mm carcass and 25mm thick tops

Supplied with fixed shelves which are deep enough to store any mix of workplace essential items

Cupboards with lockable doors and are supplied with curved handles and two keys

Deluxe bookcases and cupboards do not accept internal fitments

## Shelf Position Guide



Fixed shelves shown with 382mm gap between shelves



## BOOKCASES

CODE	W	D	H	Shelves	RRP
<b>BC8</b>	1020	550	800	1	<b>£387</b>
<b>BC12</b>	1020	550	1200	2	<b>£477</b>
<b>BC16</b>	1020	550	1600	3	<b>£560</b>
<b>BC20</b>	1020	550	2000	4	<b>£664</b>

## CUPBOARDS

CODE	W	D	H	Size	RRP
<b>BD8</b>	1020	550	800	1	<b>£543</b>
<b>BD12</b>	1020	550	1200	2	<b>£662</b>
<b>BD16</b>	1020	550	1600	3	<b>£767</b>
<b>BD20</b>	1020	550	2000	4	<b>£890</b>



Beech (B)



Oak (O)



White (WH)

Please add storage finish when ordering eg. **BC12** in Beech = **BC12B**





# WOODEN STORAGE

DELUXE COMBINATION UNITS



Deluxe secondary storage furniture enhances any setting with its clean, transitional style and understated details. The sleek designs and sturdy construction of the solid units allow you to use the storage elements to divide space and define work areas. Clutter is an unavoidable occurrence as people become increasingly settled into office life, but combination units with their multiple storage options and choice of 2 heights are the perfect solution.

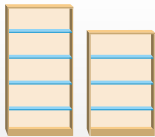
550mm deep premium bookcases & cupboards with an 18mm carcass and 25mm thick tops

Supplied with fixed shelves which are deep enough to store any mix of workplace essential items

Lower cupboards with lockable doors and either open tops or glass doors with curved handles

Deluxe combination units do not accept internal fitments

## Shelf Position Guide



Fixed shelves shown with 382mm gap between shelves



### OPEN TOP

CODE	W	D	H	Shelves	RRP
<b>DO16</b>	1020	550	1600	3	<b>£720</b>
<b>DO20</b>	1020	550	2000	4	<b>£818</b>

### GLASS TOP

CODE	W	D	H	Shelves	RRP
<b>DG16</b>	1020	550	1600	3	<b>£889</b>
<b>DG20</b>	1020	550	2000	4	<b>£1028</b>



Beech (B)



Oak (O)



White (WH)

Please add storage finish when ordering eg. **DG20** in White = **DG20WH**



# STEEL STORAGE

## PRIMARY & SECONDARY STORAGE

Our steel storage range provides high quality, stylish and robust furniture for demanding working environments. Storage cabinets are ideal for offices or back room storage of employee belongings, supplies and stationery. This diverse portfolio of pedestals, filing cabinets, cupboards and tambours has items tailored specifically for personal storage as well as flexible workspace storage for team areas.



### PRODUCT SPECS

EN527-1:2011, EN527-2:2016, EN1729-2:2012+A1:2015



Designed & manufactured

### STYLE



Pedestals

Filing

Systems

Cupboards

Lockers

# FEATURES

Pedestals are the perfect place to store paperwork and stationery

Filing cabinets offer a smooth, stylish and functional storage solution

Filers and multi-drawers are ideal for small office and home offices

Cupboards designed to meet all the clerical needs of any busy company



## STOCKED FINISHES

(Selected products)



Black  
RAL9005  
**(K)**

Goose Grey  
RAL7004  
**(G)**

Silver  
RAL9006  
**(S)**

White  
RAL9010  
**(WH)**

## MADE-TO-ORDER FINISHES

(Selected products)



Blue  
RAL5009  
**(BL)**

Coffee/Cream  
RAL1011/1001  
**(C)**

Green  
RAL6018  
**(GN)**

Orange  
RAL2004  
**(OR)**

Red  
RAL3020  
**(R)**

Yellow  
RAL1018  
**(YE)**

# STEEL STORAGE

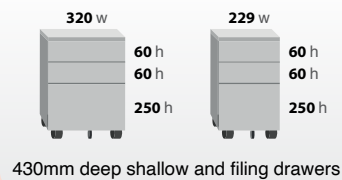
CONTRACT PEDESTALS



Our 3 drawer mobile steel pedestals offer versatile storage solutions for any office environment and these sturdy units are mounted on castors allowing for easy manoeuvrability. Lockable with an anti-tilt castor on the file drawer, extra deep filing capacity and available in silver, white and black, our mobile pedestals have a classic, stylish design whilst offering safe and secure storage.

-   
Locking
-   
Anti-Tilt
-   
100%  
Extension
-   
Suspension  
Filing
-   
35  
KG  
Drawer  
Capacity

## Internal Dimensions



Versatile under-desk storage solutions wide to keep the work area tidy

Two shallow drawers and one filing drawer for both A4 and foolscap files

Fully lockable drawers for secure storage of your files or personal belongings

Available static or mobile with 5th castor on drawer front for anti-tilt



CODE	W	D	H	RRP
<b>MPN3</b>	300	545	565	<b>£338</b>

CODE	W	D	H	RRP
<b>MP3</b>	391	545	565	<b>£360</b>

### STOCKED



Black (K) Silver (S) White (WH)

Please add storage finish when ordering eg. **MPN3** in Silver = **MPN3-S**



5 Years  
WARRANTY

# STEEL STORAGE

UNIVERSAL PEDESTALS



## BISLEY

**Internal Dimensions**

330 w	210 w
80 h	80 h
80 h	80 h
240 h	240 h

470mm deep shallow and filing drawers

Locking  
 35 kg  
 Drawer Capacity

Steel 3 drawer pedestals are the perfect place to store paperwork and stationery and keep the work area clutter-free. These sturdy 3 drawer steel pedestals have lockable drawers for secure storage of your files or personal belongings, with additional options such as fully upholstered seat pads on the wide pedestals, which allow for perch points for a multi-functional versatile storage solution.

Versatile under-desk storage solutions to keep the work area uncluttered

Fully lockable with two shallow drawers and one filing drawer

Available static or mobile with 5th castor on drawer front for anti-tilt

Fully upholstered 50mm seat pad kit option with a seat cushion on the top



CODE	W	D	H	MTO
<b>MMPN</b>	300	565	567	<b>£470</b>
<b>MMPW</b>	420	565	567	<b>£470</b>

CODE	W	D	H	Band A	Band B	Band C	Band D	Band E
<b>BPED-PD</b>	420	565	50	<b>£175</b>	<b>£189</b>	<b>£205</b>	<b>£234</b>	<b>£259</b>



5 week lead time

Black (K)	Blue (BL)	Green (GN)	Grey (G)	Orange (OR)	Red (R)	Silver (S)	White (WH)	Yellow (YE)

Please add storage finish when ordering eg. **MMPN** in Red = **MMPN-R**

# STEEL STORAGE

UNIVERSAL CADDY UNITS



## BISLEY

The Caddy is an innovative, alternative office solution meeting the needs of the ever-changing office, with storage, filing and seating all in one. Featuring two box sections with a lockable pedestal for personal storage and a shelving unit for files and paperwork, the Caddy is compact and mobile to maximise space and storage in any work environment, with a seat pad option for temporary visitor seating.



Locking


Versatile under-desk storage solutions to keep the work area uncluttered

Offers flexibility with rotating castors to easily position under the work surface

An attractive, functional and versatile addition to any vibrant, agile work space

Fully upholstered 50mm seat pad kit option with a seat cushion on the top

### Internal Dimensions



430mm deep open shelf and 390mm deep drawers



CAD800RH



CAD800LH

CODE	W	D	H	MTO
CAD800LH	800	440	567	£1291
CAD800RH	800	440	567	£1291

CODE	W	D	H	Band A	Band B	Band C	Band D	Band E
BCAD-PD	420	440	50	£175	£189	£205	£234	£259



MTO

5 week lead time



Black (K)



Blue (BL)



Green (GN)



Grey (G)



Orange (OR)



Red (R)



Silver (S)



White (WH)



Yellow (YE)

Please add storage finish when ordering eg. CAD800RH in Grey = CAD800RH-G



2  
WARRANTY  
Years

# STEEL STORAGE

UNIVERSAL MULTI-DRAWERS



**BISLEY**

Multi-drawers offer excellent storage capacity with a range of 5, 10 and 15 drawer cabinets designed specifically for the small office or home office market.

The neat multi-drawer design with drawer labels is enhanced by a brilliant choice of colours which will give an injection of cool in any home environment when placed either on top of, under, or besides a workstation.

Available with 5, 10 or 15 drawers in a variety of colour finish options

A sound solution for the workplace, small office or home office

Multi-compartmental insert trays for small items including paper & stationery

Chrome handle design, supplied with individual drawer label holders

### Internal Dimensions

235 w



50 h  
50 h  
50 h  
50 h  
50 h

370mm deep shallow drawers



**B5MD**

**B10MD**

**B15MD**

CODE	W	D	H	STOCKED	MTO
<b>B5MD</b>	279	380	325	<b>£185</b>	<b>£193</b>
<b>B10MD</b>	279	380	590	<b>£309</b>	<b>£331</b>
<b>B15MD</b>	279	380	860	<b>£440</b>	<b>£453</b>

STOCKED



Grey  
(G)



White  
(WH)

5 week  
lead time



Black  
(K)



Blue  
(BL)



Green  
(GN)



Orange  
(OR)



Red  
(R)



Silver  
(S)



Yellow  
(YE)

Please add storage finish when ordering eg. **B5MD** in Green = **B5MDGN**

MTO 1



# STEEL STORAGE

UNIVERSAL A4 FILERS

WARRANTY  
2  
Years



**BISLEY**

Home office storage that's affordable and looks good is difficult to come by, making the A4 home filer a real steal. From the outside it looks neat and tidy, but inside its capacious interior accommodates a range of filing and storage options.

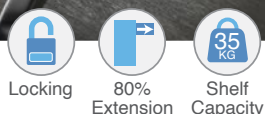
A4 filers are an essential product for those seeking practical filing solutions with a small budget and are ideal for small office under desk storage.

Functional home office storage solutions with black, centralised handles

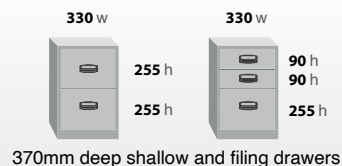
Ideal for filing sheets of paper, folders, files and even storing personal belongs

Lockable drawers to ensure items are kept secure from those who do not have access

Drawers pull out up to 80% so you can use the space within them effectively



## Internal Dimensions



370mm deep shallow and filing drawers



BPFA2

BPFA3

CODE	W	D	H	STOCKED	MTO 1	MTO 2
BPFA2	413	400	672	£231	£231	£250
BPFA3	413	400	672	£272	£272	£294

### STOCKED



Black (K)

Grey (G)

5 week lead time



Grey/Blue (B)

Grey/Red (R)

5 week lead time



Blue (BL)

Green (GN)

Orange (OR)

Red (RE)

Silver (S)

White (WH)

Yellow (YE)

Please add storage finish when ordering eg. BPFA2 in Blue = BPFA2BL

**7**  
WARRANTY  
Years

# STEEL STORAGE

CONTRACT FILING CABINETS



**BISLEY**

Filing cabinets offer a smooth, stylish and functional storage solution for every office environment. Strong and built to last, the filing cabinets have a fully welded carcass making them extremely robust, with an anti-tilt operation for safe ease of use. Economically priced with uncompromising standards, contract filing cabinets are designed and manufactured for today's modern office environment.

Office storage solutions for fooscap files with black, centralised handles

Fully lockable 100% extension, anti-tilt drawers supplied with two keys

Fully welded carcass with high sided easy glide drawers

Approved to British Standards BSEN 14073 parts 2&3 and BSEN 14074

- Drawer Capacity
- Suspension Filing
- 100% Extension
- Anti-Tilt
- Locking

### Internal Dimensions



540mm deep filing drawers



**DCF2**

**DCF3**

**DCF4**

CODE	W	D	H	STOCKED	MTO
<b>DCF2</b>	470	622	711	<b>£355</b>	<b>£390</b>
<b>DCF3</b>	470	622	1016	<b>£407</b>	<b>£447</b>
<b>DCF4</b>	470	622	1321	<b>£448</b>	<b>£495</b>

**STOCKED**



Black (K)



Grey (G)



White (WH)

5 week lead time



Blue (BL)



Coffee / Cream (C)



Green (GN)

**MTO 1**



Orange (OR)



Red (R)



Silver (S)



Yellow (YE)

Please add storage finish when ordering eg. **DCF2** in Yellow = **DCF2YE**

# STEEL STORAGE

UNIVERSAL FILING CABINETS

8 Years WARRANTY



**BISLEY**

To create a productive, efficient workplace, it's important to maximise space in the office. Our executive filing cabinets have been designed to make the most of even the smallest footprints, not only to store important documents, but they can also be combined to define work areas. Fully extendable drawers allow for easy access and in your absence, the cabinet can be locked for security.

Office storage solutions for foolscap files with full length finger pull handles

Fully lockable 100% extension, anti-tilt drawers, supplied with two keys

Fully welded carcass with no bolts or rivets for greater strength

Approved to British Standards BSEN 14073 parts 2&3 and BSEN 14074

- Locking
- Anti-Tilt
- 100% Extension
- Suspension Filing
- Drawer Capacity

**Internal Dimensions**

385 w

260 h

260 h

540mm deep filing drawers



DEF2

DEF3

DEF4

CODE	W	D	H	STOCKED	MTO 1	MTO 2
DEF2	470	622	711	£380	£400	£420
DEF3	470	622	1016	£432	£455	£470
DEF4	470	622	1321	£470	£495	£520

**STOCKED**



Black (K) Grey (G)

5 week lead time



Coffee / Cream (C) Silver (S) White (WH)

5 week lead time



Blue (BL) Green (GN) Orange (OR) Red (R) Yellow (YE)

Please add storage finish when ordering eg. DEF2 in Black = DEF2K

**MTO 1**

**MTO 2**





# STEEL STORAGE

DELUXE PUBLIC SECTOR FILING CABINETS



**BISLEY**

**Internal Dimensions**

385 w

260 h

260 h

540mm deep filing drawers

- Locking
- Anti-Tilt
- 100% Extension
- Suspension Filing
- Drawer Capacity

A combination of market-driven design and high quality UK manufacturing ensures that the steel public sector filing cabinets are well suited for all office environments, including for public sector tenders. Investing in lockable storage such as filing cabinets and creating a system for filing away paperwork will meet all the demands for the recently introduced GDPR regulations for businesses.

Functional office storage solutions for foolscap files with finger pull handles

Fully lockable 100% extension, anti-tilt drawers supplied with two keys

Fully welded carcass with high sided drawers and 40kg load capacity

Approved to British Standards BSEN 14073 parts 2&3 and BSEN 14074



**BPSF2**

**BPSF3**

**BPSF4**

CODE	W	D	H	MTO 1	MTO 2
<b>BPSF2</b>	470	622	711	<b>£429</b>	<b>£454</b>
<b>BPSF3</b>	470	622	1016	<b>£476</b>	<b>£504</b>
<b>BPSF4</b>	470	622	1321	<b>£537</b>	<b>£568</b>

5 week lead time



5 week lead time




Please add storage finish when ordering eg. **BPSF2** in Orange = **BPSF2OR**

# STEEL STORAGE

SYSTEMS TAMBOUR CUPBOARDS

7  
WARRANTY  
Years



**BISLEY**

Systems storage cupboards with tambour doors which slide and retract smoothly to save space and offer access to the entire cupboard offer practical storage solutions for any office. Offering an increased level of security, the aluminium tambour doors recede smoothly into the cabinet carcass leaving office aisles and walkways unobstructed. Supplied fully assembled to cater for all your filing and storage needs.



Locking



Takes Internals



7 Years Warranty



DST40

DST65

DST78

470mm deep cupboard with tambour doors supplied with no shelves

Sliding double tambour design saves space with fully lockable doors

Can be fitted with all systems internal fittings for an advanced storage solution

Approved to British Standards BSEN 14073 parts 2&3 and BSEN 14074

CODE	W	D	H	STOCKED	MTO 1	MTO 2
DST40	1000	470	1000	£760	£860	£875
DST65	1000	470	1570	£840	£935	£950
DST78	1000	470	1970	£910	£980	£1000

STOCKED



Black (K)



Grey (G)



Silver (S)



White (WH)

5 week lead time



Silver/Beech (SB)

5 week lead time



Blue (BL)



Green (GN)



Orange (OR)



Red (R)



Yellow (YE)

MTO 2

Please add storage finish when ordering eg. DST40 in Silver/Beech = DST40SB




## Shelf



CODE	DESCRIPTION	RRP
<b>DSTS</b>	Shelf	<b>£38</b>

- Black plain shelf for systems storage
- Practical and sturdy steel shelf

## Roll Out Filing Frame



CODE	DESCRIPTION	RRP
<b>BROSF</b>	Roll out filing frame	<b>£245</b>

- Black roll out suspension filing frame for systems storage
- Accepts both A4 and foolscap files

## Lateral Filing Frame



CODE	DESCRIPTION	RRP
<b>BUR</b>	Lateral filing frame	<b>£78</b>

- Black lateral filing frame for systems storage
- Accepts both documents and A4 suspension files



Black

For use with **DST** system storage tambour cupboards



# STEEL STORAGE

CONTRACT CUPBOARDS

7  
WARRANTY  
Years



Contract double door cupboards are designed to achieve maximum storage capacity using the least amount of space to meet all the clerical needs of a busy office. Boasting a fully welded carcass for increased strength and stability with height adjustable shelves and a three point locking system for security, contract cupboards are office classics at home in any workspace.

-   
Shelf Capacity 35 kg
-   
Supplied with Shelves
-   
Locking

400mm deep cupboards supplied with adjustable shelves

High quality, stylish and robust for demanding work environments

Fully welded carcass supplied pre-assembled with fully lockable double doors

Approved to British Standards BSEN 14073 parts 2&3 and BSEN 14074



**DSC40**

**DSC72**

**DSC78**

CODE	W	D	H	Shelves	STOCKED	MTO 1	MTO 2
<b>DSC40</b>	914	400	1000	1	<b>£448</b>	<b>£475</b>	<b>£500</b>
<b>DSC72</b>	914	400	1806	3	<b>£545</b>	<b>£567</b>	<b>£612</b>
<b>DSC78</b>	914	400	1968	4	<b>£700</b>	<b>£725</b>	<b>£770</b>
<b>BCSLF</b>	Optional extra shelf (Black)				<b>£66</b>		

**STOCKED**



**MTO 1**

5 week lead time



**MTO 2**

5 week lead time




Please add storage finish when ordering eg. **DSC40** in Coffee/Cream = **DSC40C**

5  
WARRANTY  
Years

# STEEL STORAGE

DELUXE LODGES



**BISLEY**



Locking

### Internal Dimensions

370 w 370 w



340 h

440mm deep lockers

Our lodges with letter boxes are ideal for busy offices, allowing individuals to have their post delivered to their personal storage locker. With a choice of 4 and 6 door options, these letter box lockers allow for the safe storage of personal belongings plus the distribution of internal mail in a variety of premises including open plan offices, schools, universities and shared housing.

Lodges come in two heights with matching drawer unit dimensions

Four and six door options available, great for university or shared housing

Post can go through the slot, but only the owner can get it out with their key

Safe & secure storage of personal belongings and internal mail



**BLFL4D**

**BLFL6D**

CODE	W	D	H	Doors	MTO
<b>BLFL4D</b>	800	470	845	4	<b>£1500</b>
<b>BLFL6D</b>	800	470	1225	6	<b>£2000</b>

MTO 1

5 week lead time



Silver (S)



White (WH)

Please add storage finish when ordering eg. **BLFL4D** in Silver = **BLFL4DS**

# STEEL STORAGE

WORKWEAR LOCKERS

5  
WARRANTY  
Years



**BISLEY**

Steel workwear lockers have been designed to not only withstand the wear and tear of daily use, but also provide organised, secure storage with specific workwear needs in mind. Available with a grey carcass and 3 coloured door options, workwear lockers are built to last and used by employees to store clothing and equipment for work, including uniforms, personal protective equipment (PPE), boots, helmets, and overalls.


Supplied with a key lock as a secure option for workwear and personal belongings

Single door police locker with 2 compartments to store headwear and a coat rail for uniform

Clean and dirty locker perfect for separating clean clothes from dirty workwear and overalls

Combi locker features a coat hook with internal shelves to store personal and workwear items

### Internal Dimensions




578mm deep locker



**WKCL181**



**WKPL181**



**WKCD181**

CODE	Description	W	D	H	STOCKED	MTO
<b>WKCL181</b>	Workwear combi locker	450	450	1800	<b>£475</b>	<b>£475</b>
<b>WKPL181</b>	Police locker	450	600	1800	<b>£475</b>	<b>£475</b>
<b>WKCD181</b>	Clean & dirty locker	450	600	1800	<b>£490</b>	<b>£490</b>

STOCKED

MTO



Grey  
(G)

5 week  
lead time



Blue  
(B)



Red  
(R)


Please add storage finish when ordering eg. **WKCD181** in Red = **WKCD181R**



**5**  
WARRANTY  
Years

# STEEL STORAGE

UNIVERSAL LOCKERS



**BISLEY**



Our universal locker range offers streamlined personal storage and is ideal for production facilities, staff rooms, cloakrooms and open plan offices. Available in a choice of depths (305mm and 457mm) and with a variety of single, two, four and six door compartments sizes, the lockers can be easily configured by bolting together the locker units to suit your needs.

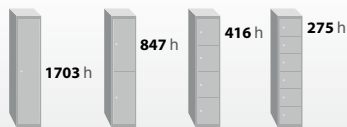
Fitted with a camlock with 1,000 different master lock combinations

Lockers bolt together at the back and side with ventilation holes in lockers

Single door and two door lockers feature under shelf coat storage

Approved to British Standards BSEN 14073 parts 2&3, BSEN 14074, BS4875 1998 part 7 (level 4)

### Internal Dimensions



240mm wide lockers  
274mm deep or 426mm deep



CLK121

CLK122

CLK184

CLK186

CODE	W	D	H	Doors	STOCKED	MTO	CODE	W	D	H	Doors	STOCKED	MTO
CLK121	305	305	1802	1	£280	£280	CLK181	305	457	1802	1	£323	£323
CLK122	305	305	1802	2	£350	£350	CLK182	305	457	1802	2	£388	£388
CLK124	305	305	1802	4	£410	£410	CLK184	305	457	1802	4	£448	£448
CLK126	305	305	1802	6	£490	£490	CLK186	305	457	1802	6	£532	£532

STOCKED

MTO 1



Grey  
(G)

5 week  
lead time



Blue  
(B)

Please add storage finish when ordering eg. CLK121 in Grey = CLK121G

# SCREENS

## DESKTOP & FLOOR STANDING

Desktop screens allow employees to be more focused on their work by helping to cut out colleague's distracting and irritating telephone or computer sounds, in addition to improving office acoustics. Free standing floor screens provide visual, physical and acoustic barriers in any workspace by separating parts of the office into teams and groups or creating quiet work zones and breakout areas in open plan spaces.



### PRODUCT SPECS



Product guarantee



Designed & manufactured

### STYLES



Fabric Wrapped



Aluminium Frame



Acrylic Screens



Acoustic Dividers



Modular Screens

# FEATURES

Select the fabric screen style that best fits your needs to divide space

Aluminium frame desktop screens have a choice of fabric or acrylic panels


Acrylic screens allow people to communicate effectively and light to pass

Modular screens are a perfect replacement for the lack of internal walls in offices



## FABRIC FINISHES

(Selected products)



Blue (B)



Charcoal (C)



Made-to-order



# SCREENS

FABRIC WRAPPED STRAIGHT DESK SCREENS

2  
WARRANTY  
Years



Whether dividing desk space or an entire office area, office screens provide an element of privacy for employees, allowing them to be comfortable while they work. Our fabric straight desktop screens are a cost effective way of dividing desk clusters and are supplied with brackets to fit all 25mm desktops. A universal bracket is available as an optional extra to mount screens to different manufacturer's desks.

30mm thick with a layer of foam between outer fabric and melamine core

Combines a slim profile with a robust and durable construction

Desk mounted screens use standard desk brackets which come as standard

When using as a return screen order ESRB (see 130)



CODE	W	D	H	STOCKED	Band A	Band B	Band C	Band D	Band E
ES800S	800	30	400	£146	£161	£175	£204	£220	£238
ES1000S	1000	30	400	£161	£175	£190	£219	£236	£255
ES1200S	1200	30	400	£169	£185	£200	£231	£249	£269
ES1400S	1400	30	400	£189	£203	£217	£246	£265	£287
ES1600S	1600	30	400	£197	£210	£224	£255	£275	£297
ES1800S	1800	30	400	£204	£217	£234	£260	£280	£303

STOCKED



Blue  
(B)



Charcoal  
(C)

3-4 week  
lead time

MTO



Supplied with standard brackets for straight desks only. For additional brackets see pages 130-131

Please add fabric colour finish when ordering eg. ES1600S in Charcoal = ES1600S-C

2  
WARRANTY  
Years

# SCREENS

FABRIC WRAPPED WAVE DESK SCREENS



Whether dividing desk space or an entire office area, office screens provide an element of privacy for employees, allowing them to be comfortable while they work. Our fabric wave desktop screens are ideal for use with wave desktops and are supplied with brackets to fit all 25mm desktops. A universal bracket is available as an optional extra to mount screens to different manufacturer's desks.

30mm thick with a layer of foam between outer fabric and melamine core

Combines a slim profile with a robust and durable construction

Desk mounted screens use standard desk brackets which come as standard

When using as a return screen order ESRB (see 130)



CODE	W	D	H	STOCKED	Band A	Band B	Band C	Band D	Band E
ES800W	800	30	200-400	£154	£168	£183	£211	£228	£246
ES1000W	1000	30	200-400	£169	£185	£200	£231	£249	£269
ES1200W	1200	30	200-400	£189	£203	£217	£246	£265	£287
ES1400W	1400	30	200-400	£197	£210	£224	£255	£275	£297
ES1600W	1600	30	200-400	£204	£217	£234	£260	£280	£303
ES1800W	1800	30	200-400	£211	£224	£240	£269	£290	£313

STOCKED



Blue  
(B)



Charcoal  
(C)

3-4 week  
lead time

MTO 1



Supplied with standard brackets for straight desks only. For additional brackets see pages 130-131


Please add fabric colour finish when ordering eg. ES1600W in Charcoal = ES1600W-C



# SCREENS

ALUMINIUM FRAME FABRIC DESK SCREENS

2  
WARRANTY  
Years




Aluminium frame screens are an excellent addition to any modern desk and office furniture to provide a degree of privacy to desks which are in close proximity to others. Frames are available in silver, white and black so you can synchronise with the desk legs, with matching brackets that fit to the back of desks or desk returns. Fabric screens are stocked in blue with made to order fabric options.

30mm thick with robust aluminium frames for additional stability

Fully upholstered fabric screens that offer a level of increased privacy


Available for all size desks with additional screen size for the desk returns

Brackets available in black, silver and white to match frames



CODE	W	D	H	STOCKED	Band A	Band B	Band C	Band D	Band E
A785*	785	30	380	n/a	£194	£222	£264	£285	£308
A1000	1000	30	380	n/a	£206	£264	£292	£314	£340
A1200	1200	30	380	£219	£221	£281	£303	£326	£352
A1400	1400	30	380	£234	£236	£285	£325	£350	£379
A1600	1600	30	380	£267	£269	£312	£351	£379	£410
A1800	1800	30	380	£285	£289	£334	£367	£396	£428

#### FRAME COLOURS



#### STOCKED



#### MTO

3-4 week lead time



Supplied without brackets. See pages 130-131 for brackets to be ordered separately

\* A785 suitable for 800mm return desks


Please add frame colour followed by fabric colour when ordering eg. A1600 with Silver frame in Blue = A1600-S-B



2  
WARRANTY  
Years

# SCREENS

ALUMINIUM FRAME GLAZED DESK SCREENS




Aluminium frame screens are an excellent addition for any modern desk to provide a degree of privacy for employees who are situated in close proximity to others. Frames are available in silver, white and black so you can synchronise with the desk legs and the semi-transparent glazed screens are a stylish addition which allow light to flow through the room whilst tackling the issue of ambient noise.

30mm thick with robust aluminium frames for additional stability

Glazed semi-transparent perspex screens that offer a level of increased privacy

Ideal for use on bench desks with additional brackets available for runs of desks

Brackets available in black, silver and white to match frames



CODE	W	D	H	STOCKED
AG1000	1000	30	380	£257
AG1200	1200	30	380	£281
AG1400	1400	30	380	£297
AG1600	1600	30	380	£327
AG1800	1800	30	380	£367

## FRAME COLOURS



Black  
(K)



Silver  
(S)



White  
(WH)

## STOCKED



Polar  
White (W)

Supplied without brackets. See pages 130-131 for brackets to be ordered separately

Please add frame colour followed by glaze colour when ordering eg. AG1600 with Silver frame in White = AG1600-S-W

# SCREENS

VIBE DESKTOP SCREENS

2  
WARRANTY  
Years



Vibe is a range of made-to-order, designer office screens, available in a multitude of fabric colour options. Vibe screens combine a slim profile with a robust and durable construction to improve the layout and function of any office and they are ideal for use with bench desking with the modern trend of having screens shorter than the desk length, with universal desk brackets that come as standard.

35mm thick with an additional foam layer between outer fabric and MFC core

Made to order, designer desktop screens which are elegant, modern and stylish

Hand crafted, exposing the edge of the stitch detail on a radius corner

Versatile office desk partitions to help provide physical and acoustic barriers



CODE	W	D	H	Band A	Band B	Band C	Band D	Band E
VB800	800	35	400	£179	£190	£219	£236	£255
VB1000	1000	35	400	£190	£206	£236	£254	£274
VB1200	1200	35	400	£203	£217	£246	£265	£287
VB1400	1400	35	400	£218	£235	£262	£282	£306
VB1600	1600	35	400	£228	£242	£271	£292	£315
VB1800	1800	35	400	£235	£250	£279	£300	£325

MTO

3-4 week  
lead time



Supplied with standard brackets for straight desks only. For additional brackets see pages 130-131



2  
WARRANTY  
Years

# SCREENS

ACRYLIC SCREEN TOPPERS



Acrylic screen toppers have been designed as an add-on to existing fabric or aluminium frame desktop screens to quickly, easily and at minimal cost convert your existing screen into a barrier screen. The use of acrylic not only allows light to pass through the office but work colleagues can also see each other, plus the additional 300mm of increased height is a solution to help keep employees safe.

Add-on top of existing screens with universal brackets supplied

Suitable for use with all screen widths  
15-30mm depth

Provide cough and sneeze barriers between employees to help stop germs spreading

5mm thick acrylic topper to still allow visibility between colleagues



Base screens not included

CODE	W	D	H	MTO
SE800-CA	800	5	300	£223
SE1000-CA	1000	5	300	£243
SE1200-CA	1200	5	300	£264
SE1400-CA	1400	5	300	£284
SE1600-CA	1600	5	300	£329
SE1800-CA	1800	5	300	£428

### BRACKET COLOURS



Black  
(K)

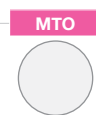


Silver  
(S)



White  
(WH)

4 week  
lead time



5mm clear  
acrylic


Please add bracket colour when ordering eg. SE800-CA with Silver brackets = SE800-CA-S



# SCREENS

ACRYLIC DESK SCREENS

2  
WARRANTY  
Years



Our acrylic desktop protection screens reduce the risk of airborne germs between colleagues whilst still enabling them visibility. Protection is made from 5mm clear acrylic and is supported by desktop brackets that fix to any 25mm desktop. These screens are easy to install, maintain and disinfect and provide a professional solution to reduce the spread of viruses and create a safe separation.

Supplied with clamp brackets to fit all 25mm desktops

Ensures users are separated but can maintain visual contact

Clear screens, easy to maintain & supports anti-bacterial cleaning

Transparent screen that is light and stable with choice of bracket colours



CODE	W	D	H	RRP
<b>AHDM800</b>	800	5	700	<b>£304</b>
<b>AHDM1000</b>	1000	5	700	<b>£329</b>
<b>AHDM1200</b>	1200	5	700	<b>£367</b>
<b>AHDM1400</b>	1400	5	700	<b>£393</b>
<b>AHDM1600</b>	1600	5	700	<b>£419</b>
<b>AHDM1800</b>	1800	5	700	<b>£445</b>

#### FRAME COLOURS



Black  
(K)



Silver  
(S)



White  
(WH)

#### STOCKED



5mm clear  
acrylic

Please add bracket colour when ordering eg. **AHDM800** with Silver brackets = **AHDM800-S**

2  
WARRANTY  
Years

# SCREENS

ACRYLIC FREE STANDING SCREENS



Our acrylic desktop protection screens reduce the risk of airborne germs between colleagues whilst still enabling them visibility. Protection is made from 5mm clear acrylic and is supported by metal feet to retro-fit to existing worktops. These screens are easy to install, maintain and disinfect and provide a professional solution that is easy to place and move for the office, reception or counter.

Supplied with metal feet for perfect stability on the worktop

Ensures users are separated but can maintain visual contact

Acrylic free-standing desk screens with easy assembly for instant protection

Create a safe separation between employees and customers/visitors



CODE	W	D	H	RRP
AHFS800	800	5	700	£295
AHFS1000	1000	5	700	£322
AHFS1200	1200	5	700	£362
AHFS1400	1400	5	700	£393
AHFS1600	1600	5	700	£434
AHFS1800	1800	5	700	£471

#### FRAME COLOURS



Black  
(K)



Silver  
(S)



White  
(WH)

#### STOCKED



5mm clear  
acrylic

Please add bracket colour when ordering eg. AHFS800 with Silver brackets = AHFS800-S



# SCREENS

PIANO FORTE ACOUSTIC SCREENS

2  
WARRANTY  
Years



Slide on desk dividing screens are available in a choice of orange or silver grey acoustic felt material to allow employees to define their own boundaries and provide an additional barrier to help prevent the spread of airborne diseases. They are available as one size to clip on and rest on desktops, table tops and workstations to negate the need to reconfigure existing spaces by applying appropriate distance between people.

Frameless design which is easy to attach and slide on to any desk or table

Slide-on dividers can easily be moved to compliment the needs of the agile workspace

Perfect to provide privacy, acoustic properties and a touch of style to your workstation

Acoustic divider manufactured using a minimum of 65% already recycled waste material



Can clip under Saxon table when not in use

CODE	W	D	H	MTO
SWT-SPS	550	12	375-450	£250

MTO

5 week lead time



Orange (O)



Silver Grey (SG)

Please add storage finish when ordering eg. SWT-SPS in Orange = SWT-SPS-O



2  
WARRANTY  
Years

# SCREENS

PIANO KEYS ACOUSTIC SCREENS



**SOCIAL  
SPACES**

The Piano Keys Screen is a breakthrough alternative to traditional floor screens that is changing everything - from the minds of office planners to the hearts of designers. The free-standing screen is made up of three individual acoustic blinds which stand on a sturdy base plate. The fabric covered acoustic panels rotate fully 360° to provide visual protection when closed, or open the space up at any given time.


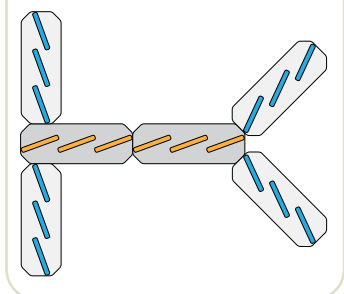
Free-standing office screen with silver base and three rotating panels

Screen unit can be positioned in a row or at 45° angles for different directions

Fully upholstered panels in a range of fabrics with excellent acoustic properties

Lightweight, simple to install and easy to manoeuvre for enhanced privacy

## Layout options



CODE	W	D	H	Band A	Band B	Band C	Band D	Band E
PKS003	870	300	1600	£950	£1000	£1100	£1200	£1300

MTO


4 week  
lead time



# SCREENS

FABRIC WRAPPED FLOOR SCREENS

2  
WARRANTY  
Years



Free standing floor screens are available in three different heights and are used to break up the appearance and divide the space without losing any of the benefits of the open plan layout. Fabric wrapped floor screens also provide the operators with an element of seclusion and privacy and can be joined together with the linking strips for connecting 2 screens or 4 screens together.

40mm thick with an additional foam layer between outer fabric and MFC core

Available in 1200mm, 1500mm and 1800mm heights

Screens can utilise the desk as support or can be used with bar feet supplied

2 panel linking strips for connecting screens together (see next page)



CODE	W	D	H	STOCKED	Band A	Band B	Band C
208	800	40	1200	n/a	£231	£259	£307
210	1000	40	1200	n/a	£231	£259	£307
212	1200	40	1200	n/a	£245	£273	£321
214	1400	40	1200	n/a	£245	£273	£321
216	1600	40	1200	n/a	£260	£291	£351
218	1800	40	1200	n/a	£278	£308	£365

CODE	W	D	H	STOCKED	Band A	Band B	Band C
508	800	40	1500	n/a	£234	£262	£307
510	1000	40	1500	n/a	£247	£278	£321
512	1200	40	1500	£269	£278	£308	£365
514	1400	40	1500	n/a	£288	£318	£375
516	1600	40	1500	£284	£303	£331	£393
518	1800	40	1500	£312	£323	£353	£409

CODE	W	D	H	STOCKED	Band A	Band B	Band C
808	800	40	1800	n/a	£278	£308	£365
810	1000	40	1800	n/a	£278	£308	£365
812	1200	40	1800	£312	£323	£353	£409
814	1400	40	1800	£312	£323	£353	£409
816	1600	40	1800	£327	£330	£362	£417

STOCKED



Blue  
(B)



Charcoal  
(C)

3 week  
lead time



MTO

Please add fabric colour finish when ordering eg. 816 in Blue = 816-B



# SCREENS

FABRIC WRAPPED FLOOR SCREEN ACCESSORIES



## Designer Screen Feet



CODE	Description	RRP
<b>VFT1</b>	Screen feet (pair)	<b>£69</b>

- For use with floor standing screens
- Designer screen feet for floor standing screens



## Floor Screen Linking Strips



CODE	Description	RRP
<b>LK22</b>	1200mm 2-2 Strip	<b>£21</b>
<b>LK25</b>	1500mm 2-2 Strip	<b>£22</b>
<b>LK28</b>	1800mm 2-2 Strip	<b>£23</b>

- Links floor standing fabric screens
- For connecting 2 screens together

## Floor Screen Linking Strips



CODE	Description	RRP
<b>LK42</b>	1200mm 4-4 Strip	<b>£30</b>
<b>LK45</b>	1500mm 4-4 Strip	<b>£34</b>
<b>LK48</b>	1800mm 4-4 Strip	<b>£37</b>

- Links floor standing fabric screens
- For connecting 4 screens together



Silver  
(SL)



White  
(WH)

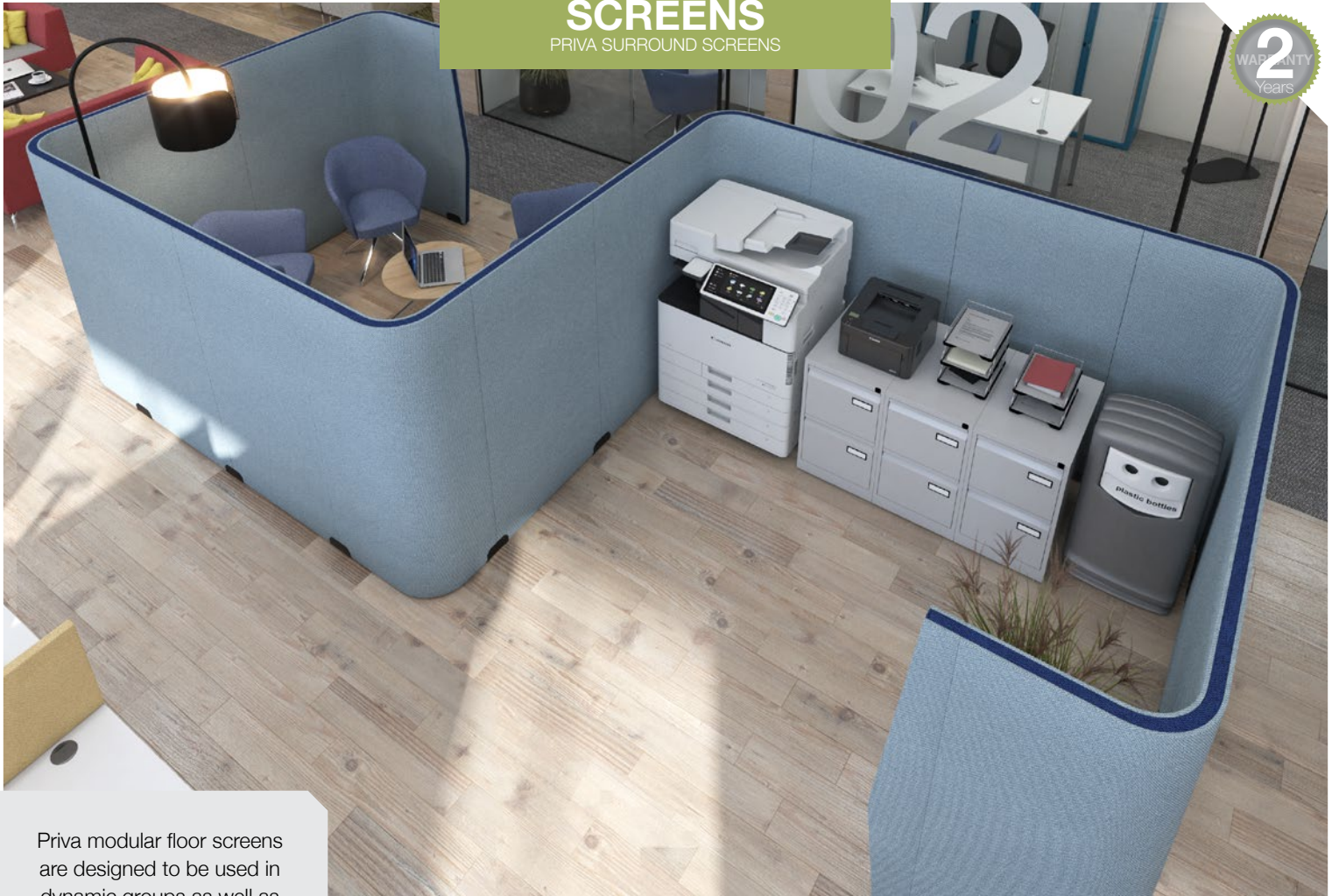
Please add foot colour when ordering eg. **VFT1** in Silver = **VFT1-SL**



# SCREENS

PRIVA SURROUND SCREENS

2  
WARRANTY  
Years



Priva modular floor screens are designed to be used in dynamic groups as well as repeated in rows of screens. Whether it's a touchdown area, collaborative space, personal workstation or a private office, Priva surround screens make it easy to create unique, inspiring and functional spaces, offering a robust partition solution with black metal feet, making them ideal for absorbing sound in open plan office environments.

Aid concentration, reduce noise pollution and even prevent sickness from spreading

A cost effective solution to maximising space in the office and wider workplace

3 screen systems ideal for a semi-private meeting space, photocopying area or drinks section

Clean modern design that are easy to assemble and reconfigure when needed



CODE	DESCRIPTION	W	D	H	Band A	Band B	Band C	Band D	Band E
PRV-SQ01	C-shape	2630	2800	1500	N/A	N/A	N/A	£6500	£6700
PRV-SQ02	S-shape	2630	5200	1500	N/A	N/A	N/A	£9750	£9950
PRV-HX01	Half hexagon	3490	2270	1500	N/A	N/A	N/A	£6500	£6700

MTO

5 week  
lead time





2  
WARRANTY  
Years

# SCREENS

PRIVA MODULAR SCREENS



Priva modular floor standing screens are not only colourful and modern additions to the office aesthetics, but also deliver a large array of functional design solutions for every work style and preference. Priva screens are robust, visually inspiring and offer great sound absorption, especially in open plan offices where they can help squelch the noise levels associated with teams and departments working in the same large workspace.

Create space division and reduce transfer of pathogens by adding dividers around areas

Design can be easily extended with numerous configurations to suit any office layout

Modular screen can be added in centre of straight sections to create larger runs of screens

Clean, modern design with two-tone fabric trim options to complement any interior



Add straight screens to increase the overall size

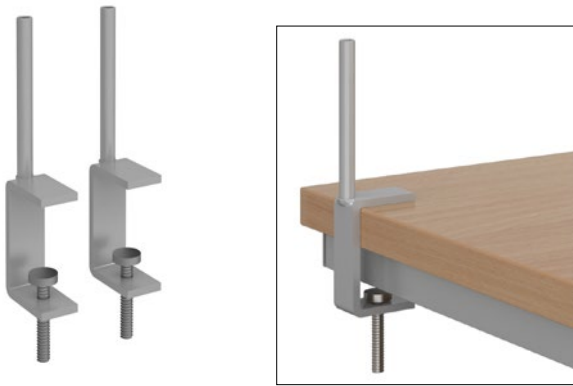
CODE	DESCRIPTION	W	D	H	Band A	Band B	Band C	Band D	Band E
PRV-MOD8	Straight modular	800	60	1500	N/A	N/A	N/A	£800	£850
PRV-DL01	Dog leg	2000	580	1500	N/A	N/A	N/A	£3200	£3400
PRV-WV01	Wave	2430	1380	1500	N/A	N/A	N/A	£3200	£3400

MTO

5 week  
lead time



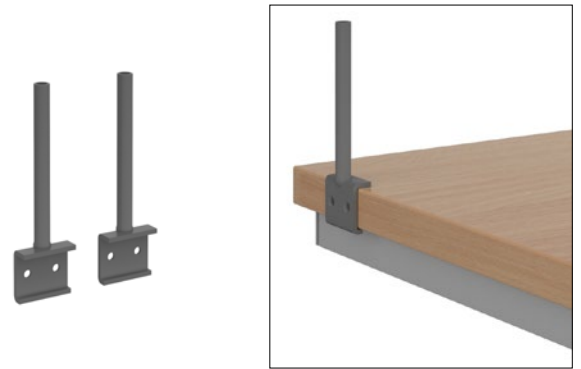
## Universal Desktop Screen Brackets



CODE	Description	RRP
<b>UNSCBR</b>	Universal bracket (pair)	<b>£32</b>

- Clamps between 15mm-50mm desktops
- For use on all non-aluminium fabric desk screens

## Desk Return Brackets



CODE	Description	RRP
<b>ESRB</b>	Return bracket (pair)	<b>£30</b>

- Used to attach desks to return sides of desks
- For use on all non-aluminium fabric desk screens

## Aluminium Frame Fabric Screen Brackets



CODE	Description	RRP
<b>AFSBK</b>	For fabric screens	<b>£55</b>

- Clamps to standard desktops
- Used on single desks or runs of single desks

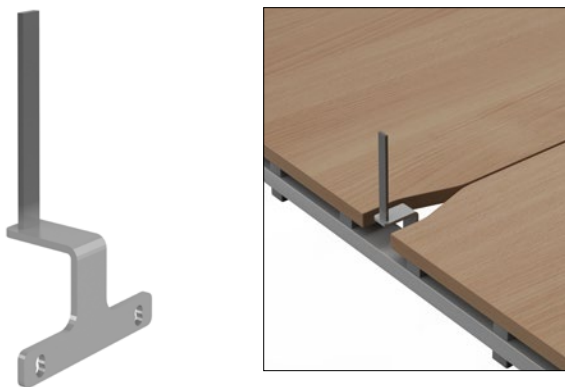
## Aluminium Frame Glazed Screen Brackets



CODE	Description	RRP
<b>AGSBK</b>	For glazed screens	<b>£67</b>

- Clamps to standard desktops
- Used on single desks or runs of single desks

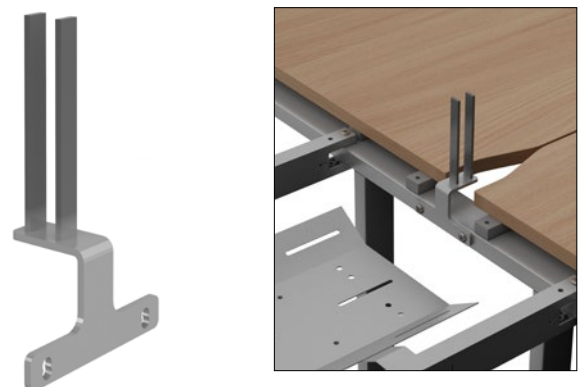
## Adapt & Fuze Back-To-Back Desk Brackets



CODE	Description	RRP
<b>EDELSB</b>	End bracket	<b>£40</b>

- Bolts directly to under frame of desk
- Used on Adapt and Fuze bench desks

## Adapt & Fuze Back-To-Back Desk Brackets



CODE	Description	RRP
<b>EDILSB</b>	Intermediate bracket	<b>£47</b>

- Bolts directly to under frame of desk
- Used on Adapt and Fuze bench desks



Black  
(K)



Silver  
(S)



White  
(WH)

Please add finish when ordering  
eg. **AFSBK** in silver = **AFSBK-S**  
(**UNSCBR** and **ESRB**  
available in silver only)



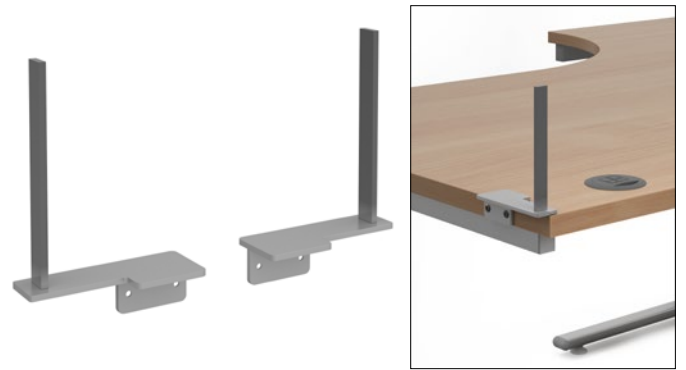
## Aluminium Frame Screen Brackets



CODE	Description	RRP
<b>ARBK</b>	For the back of desks, pack of 2	<b>£63</b>

- Screw clamps to fit all desks
- Fix to the back of desks

## Aluminium Frame Screen Return Brackets



CODE	Description	RRP
<b>ASBK</b>	For desk return, pack of 2	<b>£63</b>

- Screw clamps to fit all desks
- Fix to the back of desks


## Aluminium Frame Return Screen Brackets for Mid Runs



CODE	Description	RRP
<b>SBKT50</b>	Screen mid run brackets	<b>£33</b>
<b>SA-LINK-KIT</b>	Screen linking kit	<b>£33</b>

- SBKT50 - Front mounting screen bracket
- SA-LINK-KIT - Rear mounting screen connector to rear desktop screens

## Acrylic Screen Topper Brackets



CODE	Description	RRP
<b>AHSB-SE</b>	Screen topper bracket (single)	<b>£40</b>

- For use with acrylic screen topper, 300mm high
- For screen widths 18-30mm wide


## Fixed Acrylic Screen Brackets



CODE	Description	RRP
<b>AHSB-FX</b>	Fixed desktop bracket (single)	<b>£40</b>


- For use with acrylic screens 700mm high
- Metal brackets/feet for stability

## Free Standing Acrylic Screen Brackets



CODE	Description	RRP
<b>AHSB-FS</b>	Free standing bracket (single)	<b>£40</b>

- For use with acrylic screens 700mm high
- Metal brackets/feet for stability



Please add finish when ordering  
 eg. **AHSB-FS** in silver = **AHSB-FS-S**  
 (**SBKT50** and **SA-LINK-KIT** available in silver only)

# SCREENS

SCREEN MATRIX

	Rear Screens								Return Screens			
Product	Vibe Elev8 <sup>2</sup> Single (1000/1200/1400/1600)	Vibe Elev8 <sup>2</sup> B2B (1200/1400/1600)	Vibe Desktop (800/1000/1200/1400/1600/1800)	Aluminium Fabric (800/1000/1200/1400/1600/1800)	Aluminium Glazed (800/1000/1200/1400/1600/1800)	Fabric Straight (800/1000/1200/1400/1600/1800)	Fabric Wave (800/1000/1200/1400/1600/1800)	Acrylic Desktop (800/1000/1200/1400/1600/1800)	Aluminium Fabric (785)	Aluminium Glazed (785)	Fabric Straight (800/1000/1200)	Fabric Wave (800/1000/1200)
<b>Elev8<sup>2</sup> Single desks</b>	✓ Bracket SUPPLIED		✓ Bracket SUPPLIED	✓ Order ARBK	✓ Order ARBK	✓ Bracket SUPPLIED	✓ Bracket SUPPLIED	✓ Bracket SUPPLIED	✓ Order ASBK	✓ Order ASBK	✓ Order ESRB	✓ Order ESRB
<b>Elev8<sup>2</sup> Back-to-back desks</b>		✓ Bracket SUPPLIED										
<b>Adapt II Single desks</b>	✓ Bracket SUPPLIED		✓ Bracket SUPPLIED	✓ Order AFSBK	✓ Order AGSBK	✓ Bracket SUPPLIED	✓ Bracket SUPPLIED	✓ Bracket SUPPLIED	✓ Order ASBK	✓ Order ASBK	✓ Order ESRB	✓ Order ESRB
<b>Adapt II Back-to-back desks</b>			✓ Bracket SUPPLIED	✓ Bracket EDELSB/EDILSB	✓ Bracket EDELSB/EDILSB	✓ Bracket SUPPLIED	✓ Bracket SUPPLIED	✓ Bracket SUPPLIED	✓*∞ Order ASBK	✓*∞ Order ASBK		
<b>Fuze Single desks</b>	✓ Bracket SUPPLIED		✓ Bracket SUPPLIED	✓ Order AFSBK	✓ Order AGSBK	✓ Bracket SUPPLIED	✓ Bracket SUPPLIED	✓ Bracket SUPPLIED	✓ Order ASBK	✓ Order ASBK	✓ Order ESRB	✓ Order ESRB
<b>Fuze Back-to-back desks</b>			✓ Bracket SUPPLIED	✓ Bracket EDELSB/EDILSB	✓ Bracket EDELSB/EDILSB	✓ Bracket SUPPLIED	✓ Bracket SUPPLIED	✓ Bracket SUPPLIED	✓* Order ASBK	✓* Order ASBK		
<b>Connex Single desks</b>	✓ Bracket SUPPLIED		✓ Bracket SUPPLIED	✓ Order ARBK	✓ Order ARBK	✓ Bracket SUPPLIED	✓ Bracket SUPPLIED	✓ Bracket SUPPLIED	✓* Order ASBK	✓* Order ASBK		
<b>Connex Back-to-back desks</b>			✓ Bracket SUPPLIED	✓ Order ARBK	✓ Order ARBK	✓ Bracket SUPPLIED	✓ Bracket SUPPLIED	✓ Bracket SUPPLIED	✓* Order ASBK	✓* Order ASBK		
<b>TR10 Desks</b>	✓ Bracket SUPPLIED		✓ Bracket SUPPLIED	✓ Order ARBK	✓ Order ARBK	✓ Bracket SUPPLIED	✓ Bracket SUPPLIED	✓ Bracket SUPPLIED	✓† Order ASBK	✓† Order ASBK	✓† Order ESRB	✓† Order ESRB
<b>Vivo Desks</b>			✓ Bracket SUPPLIED	✓ Order ARBK	✓ Order ARBK	✓ Bracket SUPPLIED	✓ Bracket SUPPLIED	✓ Bracket SUPPLIED	✓† Order ASBK	✓† Order ASBK	✓† Order ESRB	✓† Order ESRB
<b>Maestro 25 Desks</b>			✓ Bracket SUPPLIED	✓ Order ARBK	✓ Order ARBK	✓ Bracket SUPPLIED	✓ Bracket SUPPLIED	✓ Bracket SUPPLIED	✓† Order ASBK	✓† Order ASBK	✓† Order ESRB	✓† Order ESRB
<b>Contract 25</b>			✓ Bracket SUPPLIED	✓ Order ARBK	✓ Order ARBK	✓ Bracket SUPPLIED	✓ Bracket SUPPLIED	✓ Bracket SUPPLIED	✓ Order ASBK	✓ Order ASBK	✓ Order ESRB	✓ Order ESRB

✓ Recommended

✓ Compatible

\* For return screen mid-runs use SBKT50 and SA-LINK-KIT

∞ Return screens not suitable for back-to-back desks with sliding tops

† Return screens not suitable for 600mm straight desks


# SCREENS

FABRICS

Fabrics specified for their acoustic properties are ideal for wall coverings, suspended ceiling panels, desk mounted or free standing screens. The job of the fabric is to allow sound to pass through cleanly, or provide a degree of absorbency, which allows the specialist acoustic system behind to do what it needs to do.

## Stocked





Supplier **Macflex**  
Range **Mac182**







## Made to order

Band	Supplier	Range	
<b>A</b>	<b>Camira</b>	Cara	Carlow
<b>B</b>	<b>Camira</b> <b>Inloom</b>	Era 66 Bondai 170	Fiji
<b>C</b>	<b>Camira</b>	Sonus	Lucia
<b>D</b>	<b>Camira</b>	Blazer Lite	Nexus
<b>E</b>	<b>Camira</b>	Synergy 170	

### Camira Cara Band A




### Inloom Bondai 170 Band B








### Camira Lucia Band C



### Camira Blazer Lite Band D



### Camira Synergy 170 Band E



All made-to-order screen orders for non-screen fabrics are priced on application.



# PRIVATE WORKING

## ACOUSTIC SOLUTIONS

We are all born with an ability to focus. But as much as we would like to retain that skill forever, life itself proves to be very loud, colourful and sometimes just too interesting for us to be able to avoid distractions forever. Being able to concentrate is something we need to fight for, especially in open offices. And the best weapon for winning that fight is not stronger coffee or cooler office perks, it's offering your employees a real chance to focus.



**SOCIAL  
SPACES**

### STYLES



Acoustic  
Hubs



Workstations



Shelving



Acoustics



SILEN PAGE 138




CHATBOX PAGE 144



PRIVA PAGE 150



FLUX PAGE 154



PIANO ACOUSTICS PAGE 160



# SILEN

## ACOUSTIC HUBS

Privacy can be difficult to find in a modern, open plan office. From the smallest hub, which is like a telephone booth and adequate for one person, to the largest which can accommodate groups, Silen can be adapted and customised to fit your own office requirements, creating multiple working zones in one place. Silen hubs are perfect dividers for work and relaxation areas, and you can just activate the wheels and roll your private retreat easily wherever you're in the mood.



### PRODUCT SPECS

Speech privacy: ISO-23351, Air quality: SCS-EC10.3-2014 V4.0,  
General safety: UL962 listed



Product guarantee



Carbon neutral

### STYLES



Space 1



Space 2



Space 4



Space Max



# FEATURES

Air circulation system with 25-30% more air flow than most competitors

Different colour configurations with up to 30 finish options

Easy to assemble and easy to move with hidden castors

Excellent sound absorbing qualities up to 43db quieter inside



**S1**

Telephone booth adequate for one person for a call or to work privately

**S2**


Space 2 is ideal for a smooth dialogue between colleagues or a quiet study room

**S4**

More space for ideas with a wide range of furniture options to maximise your interior space

**SX**

For thinking big with internal fabric and carpet options to suit your requirements



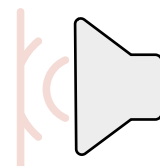
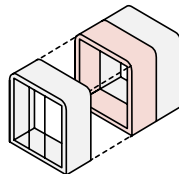
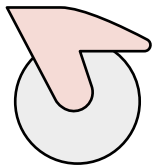
It's got wheels – for easy and quick relocation



It's modular – add separate modules



The best sound reduction up to 43dB quieter inside




## EXTERIOR FINISHES



Black  
RAL9011



Grey  
RAL7035



White  
RAL9003

Anti-bacterial Finishes



Custom Colour Finishes



Oak  
RO015

Dark Oak  
TH009

Veneer Finishes

# SILEN

ACOUSTIC HUB - SPACE 1

2  
WARRANTY  
Years



silen

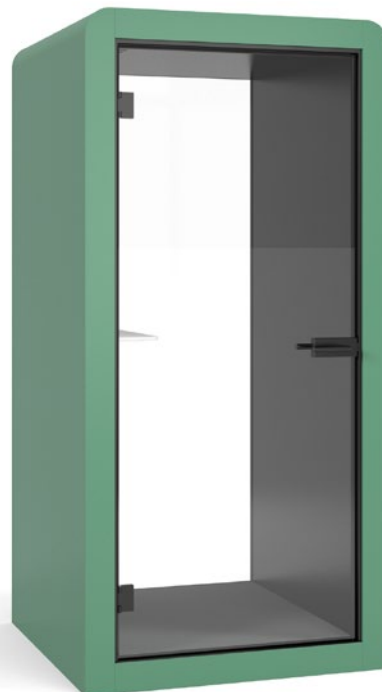
Privacy can be difficult to find in a modern, open plan office. Silen 1 puts your workspace to most efficient use by creating an island of silence in an open office. The phone booth has one of the largest interior footprints on the market, featuring a built-in laptop table with a ferrous metal back, this acoustic pod is perfect for individual work and phone calls.

Telephone booth adequate for one person for a call or to work privately

Use the retractable castors to move the hub and level with the adjustable feet

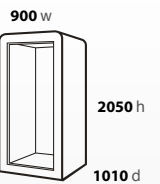
Silent ventilation with air flow of 27L/S – up to 25% more than competitors

Ideal for a stool to make uninterrupted phone and video calls



## Specification

### Internal Dimensions



### Weight



### Sound Insulation



### Air Circulation



### Power



CODE	W	D	H	STANDARD	CUSTOM	VENEER
S1	900	1010	2050	£19,000	£21,000	£23,000


### STANDARD



### CUSTOM



### VENEER



2  
WARRANTY  
Years

# SILEN

ACOUSTIC HUB - SPACE 2



silén

The ability to create a mix of diverse workspaces means that an organisation can create balance for its workers, thereby optimising their potential productivity and output. Silen 2 is a stylish interior space element that separates the high focus work area from its more relaxed cousins. A perfect fit for a focused work session for two but can fit up to four people with no hassle.

Space 2 is ideal for a smooth dialogue between colleagues or a quiet study room

Up to 43dB lower inside with laminated, acoustic sound control 13mm glass

Supplied with power module of UK plug and USB as standard

Ideal for large chairs and a table for informal chats

**Specification**

**Internal Dimensions**  
2200 w  
2050 h  
1160 d

**Weight**  
670kg

**Sound Insulation**  
43dB

**Air Circulation**  
More than 85 L/S

**Power**  
UK socket & USB



CODE	W	D	H	STANDARD	CUSTOM	VENEER
S2	2400	1220	2290	£37,000	£40,000	£42,000

**STANDARD**



Black  
RAL9011



Grey  
RAL7035



White  
RAL9003

**CUSTOM**



30 custom exterior finishes available

**VENEER**



Oak  
RO015



Dark Oak  
TH009



# SILEN

ACOUSTIC HUB - SPACE 4

2  
WARRANTY  
Years



silen

Acoustic hubs can be adapted and customised to fit your own office requirements, creating multiple working zones in one place. Silen 4 cosily fits four and up to eight people for an efficient brainstorming session or for a longer meeting that requires everyone to be on the same wavelength. Just activate the wheels and roll your workplace easily wherever you are in the mood.

More space for ideas with a wide range of furniture options to maximise your interior space

Motion activated 20W LED lighting that's energy efficient and helps your eyes perform at their best

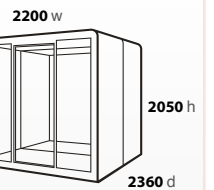
UL 962 quality standard is recognised and is a highly trusted safety and quality symbol

Ideal for 2 sofas and a table, or meeting table and chairs for up to 8 people



## Specification

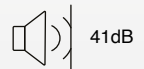
### Internal Dimensions



### Weight



### Sound Insulation



### Air Circulation



### Power



CODE	W	D	H	STANDARD	CUSTOM	VENEER
S4	2400	2420	2290	£53,000	£58,000	£60,000

### STANDARD



Black  
RAL9011



Grey  
RAL7035



White  
RAL9003

### CUSTOM



30 custom exterior finishes available

### VENEER



Oak  
RO015



Dark Oak  
TH009

2  
WARRANTY  
Years

# SILEN

SPACE MAX



silen

It is increasingly important for employers to be able to create different zones for different types of work and each has a different acoustic requirement. Silen 6 comes with plenty of room for creative teams and working groups to embark on wild idea expeditions. The modular structure also means that you can quickly change your space size when you need it.

For thinking big with internal fabric and carpet options to suit your requirements

Shipped flat-packed in a crate with quick installation from our experienced team

Available with covid-secure antibacterial options and designed with your safety in mind

Ideal for meeting table with chairs for a group meeting or presentation

**Specification**

**Internal Dimensions**

2600 w

2360 h

2290 d

**Weight**

**KG** 1500kg

**Sound Insulation**

41dB

**Air Circulation**

More than 155 L/S

**Power**

UK socket & USB



CODE	W	D	H	STANDARD	CUSTOM	VENEER
SX	2800	2420	2290	£55,000	£60,000	£63,000

**STANDARD**



Black  
RAL9011



Grey  
RAL7035



White  
RAL9003

**CUSTOM**



30 custom exterior finishes available

**VENEER**



Oak  
RO015



Dark Oak  
TH009



# CHATBOX

## ACOUSTIC HUBS

Every open space deserves a Chatbox for deep work, private calls or a creative session. The flexibility within Chatbox hubs allows inviting areas to be created which can be specially designed to work in conjunction with existing office furniture, accessories and ancillary products, forming an enclosed space where people can withdraw themselves from the noise within the office. A space to retreat, think and evolve.



CHATBOX BY SILEN

### PRODUCT SPECS

General safety: UL962, Fire resistance: ASTH E84



Product guarantee



Carbon neutral

### STYLES



Single



Double



Quattro



## FEATURES

Abundant natural LED light with a low power consumption

Everything you need for a productive private conversation

Sleek, modern design with an exterior in painted sheet metal

Superior soundproofing with a silent ventilation system and fresh indoor climate



**CBX-1**  
For a private conversation or a space to focus on your own




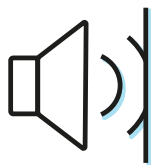
**CBX-2**  
Perfect for 1-1 meetings and small brainstorm sessions in comfort and silence



**CBX-4**  
A private space for meetings in the middle of an open plan office



**Sound proofing**  
Chatbox acoustic hubs are up to 34dB lower than outside the hubs when measured on-site.



**Easy to assemble**  
Installation takes only 1 hour for Chatbox single, 2 hours for Duo and 3 hours for Quattro.




**Replaceable sides**  
Painted sheet metal side panels are attached with magnets so can be replaced for a fresh new look



## EXTERIOR FINISHES




Black




White



Chrome Green  
**RAL6020**



Mint Turquoise  
**RAL6033**




Ochre Yellow  
**RAL1024**




Quartz Grey  
**RAL7039**


(CBX-1 only)



Red Violet  
**RAL4002**



Sapphire Blue  
**RAL5003**



Whiteboard White  
**RAL9003**

# CHATBOX

SINGLE

2  
WARRANTY  
Years



## CHATBOX BY SILEN

Designed and developed by industry-leading acoustic experts, the Chatbox telephone booth is adequate for one person and they are the perfect peaceful environment for phone calls away from the noise and distraction. The sleek, modern design is carefully crafted to provide impeccable form, function, design and durability, offering next generation privacy for a new normality.

Everything you need for a private conversation or a space to focus on your own

Supplied with shelf with optional whiteboard and tv bracket

Finished in recycled echo-free grey fabric and carpet for superior soundproofing

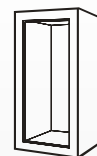
Silent ventilation and a fresh indoor climate to support a focused mind



### Specification

#### Internal Dimensions

870 w



2040 h

980 d

#### Weight



330kg

#### Sound Insulation



34dB

#### Air Circulation



More than 22 L/S

#### Power



UK socket & USB

CODE	DESCRIPTION	W	D	H	STOCKED	MTO 1	MTO 2
CBX-1	Phone booth	1000	1000	2227	£11,000	£11,000	£12,500

STOCKED



Black (K)

MTO 1



5-6 week lead time

White (WH)

5-6 week lead time



Chrome Green (CG)



Mint Turquoise (MT)



Ochre Yellow (OL)

MTO 2



Quartz Grey (QG)



Red Violet (RV)



Sapphire Blue (SB)



Whiteboard White (WBW)

Please add exterior finish when ordering eg. CBX-1 in Black = CBX-1-K



2  
WARRANTY  
Years

# CHATBOX DUO



## CHATBOX BY SILEN

In the long-term, multi-functional spaces will be the reason why people enjoy coming into the office. These are the spaces where people can work according to their own needs and preferences. Chatbox Duo offers a private meeting room in an instant, helping people to connect, collaborate and focus in private. A silent space for creativity to flourish - Duo the box, duo the fun!

Perfect for 1-1 meetings and small brainstorm sessions in comfort and silence

Handle on left or right hand side with 8mm thick glass for superior acoustic quality

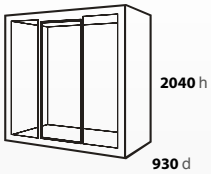
High-quality design with abundant natural LED light with a low power consumption

Easy to assemble with black and white sheet metal exterior options

### Specification

#### Internal Dimensions

2000 w



2040 h

930 d

#### Weight



550kg

#### Sound Insulation



34dB

#### Air Circulation



More than  
55 L/S

#### Power



UK socket &  
USB



CODE	W	D	H	STOCKED	MTO
CBX-2	2130	1030	2227	£20,000	£20,000

STOCKED



Black (K)

MTO

5-6 week  
lead time



White (WH)



Grey interior fabric

Please add exterior finish when ordering eg. CBX-2 in White = CBX-2-WH

# CHATBOX

QUATTRO

2  
WARRANTY  
Years



## CHATBOX BY SILEN

Acoustic hubs can be adapted and customised to fit your own office requirements, creating multiple working zones in one place. Chatbox Quattro cosily fits four and up to six people for an efficient brainstorming session or for a longer meeting that requires everyone to be on the same wavelength. More space for ideas with a wide range of furniture options to maximise your interior space.

A private space for meetings in the middle of an open plan office

Add a UK plug socket and USB charging port for them all important meetings

Recycled echo-free grey fabric and carpet for superior soundproofing

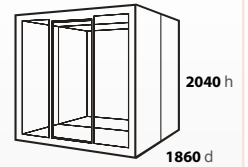
Silent ventilation and a fresh indoor climate to support a focused mind



### Specification

#### Internal Dimensions

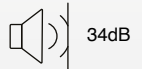
2000 w



#### Weight



#### Sound Insulation



#### Air Circulation



#### Power



CODE	W	D	H	MTD
CBX-4	2130	1940	2220	£35,000

#### MTD

5-6 week  
lead time



Black (K)



White (WH)



Grey interior fabric

Please add exterior finish when ordering eg. CBX-4 in Black = CBX-4-K

## Customise your Hub

### SINGLE



Pick out a stylish stool to make your calls even more comfortable



Add a whiteboard or a TV bracket for a private conference call

### Accessories

CODE	DESCRIPTION	W	D	H	MTO
<b>CBX1-WB</b>	Whiteboard	700	25	750	<b>£200</b>
<b>CBX1-TV</b>	TV bracket	175	50	175	<b>£1000</b>

### DUO



Have a quick informal chat with some Groove stools and a Figaro coffee table



Why not turn privacy into productivity with a workstation and chair

### QUATTRO



Gather the team around with 4 Jude lounge chairs and central coffee table



Add custom sofas with a fixed table for informal meetings



# PRIVA WORKSTATIONS

## PRIVATE WORKING

Highly relevant in today's modern open plan offices, Priva workspaces are designed for those moments where personal space is required to focus on tasks with minimal noise and distraction. The solo booths are a great place for individuals to seek refuge away the busy, hectic office environment by creating a compact, secluded working area which is sometimes needed for a period of intensive work or concentration to finish off the job in hand.



### PRODUCT SPECS



Product guarantee



Designed & manufactured

### STYLES



Rectangles



Angles

**SOCIAL SPACES**

## FEATURES

---

Design can be easily extended with numerous configurations to suit any layout

Retreat offering visual and acoustic privacy in open plan office environments


Ideal for private phone calls or as a quiet place to work for focused tasks

Square, hub, triangle and hexagonal shaped workstations

**PRV-WS03R**  
Find visual and acoustic privacy with the Priva Workstations



**PRV-WS03R**  
Right hand & left hand options available



**PRV-WS03A**  
Create interesting office layouts with Priva Angles

## FABRIC FINISHES

---



5 weeks  
lead time



# PRIVA

WORKSTATIONS - RECTANGLES

2  
WARRANTY  
Years



Too much interaction and not enough privacy has become a real issue for employees who need to concentrate or just take a break during the working day. Priva workstations bring a new level of flexibility to the office with versatile, individual cubicles to suit all working styles. Priva Rectangles are high tiered square booths designed to provide a high level of acoustic and visual privacy.

Rectangular workstation pods available in 2 sizes with a study pod ideal for concentrated work

Retreat offering visual and acoustic privacy in open plan office environments

Individual workspaces which can be arranged in a dynamic configuration

Available in two-tone fabrics and ideal for a bustling, busy office by reducing sharp corners



CODE	DESCRIPTION	W	D	H	Band A	Band B	Band C	Band D	Band E
<b>PRV-WS01R</b>	Study rectangular	1200	1500	1500	N/A	N/A	N/A	£3250	£3450
<b>PRV-WS02R-R</b>	Right hand rectangular	1200	1800	1500	N/A	N/A	N/A	£4000	£4200
<b>PRV-WS02R-L</b>	Left hand rectangular	1200	1800	1500	N/A	N/A	N/A	£4000	£4200
<b>PRV-WS03R-R</b>	Right hand large rectangular	1400	2000	1500	N/A	N/A	N/A	£4500	£4700
<b>PRV-WS03R-L</b>	Left hand large rectangular	1400	2000	1500	N/A	N/A	N/A	£4500	£4700

MTO

6 week  
lead time





2  
WARRANTY  
Years

# PRIVA

WORKSTATIONS - ANGLES



The loss of private space and an inability to concentrate in an open plan work area has inspired the design of the Priva angles workstations which can be configured to specific needs and support individual work zones. The rich repertoire of geometric shapes can be positioned to suit defined spaces, allowing individuals to concentrate and complete focused tasks in a private space within the workplace environment.

Angled workstation pods available in 2 sizes with a study pod ideal for concentrated work

Design can be easily extended with numerous configurations to suit any office layout

Individual workspaces which can offer more enclosed privacy when arranged the right way

Angles workstations break the traditional "square-cube" stereotype and add a fresh look to the office



CODE	DESCRIPTION	W	D	H	Band A	Band B	Band C	Band D	Band E
PRV-WS01A	Study angular	2000	1000	1500	N/A	N/A	N/A	£2900	£3100
PRV-WS02A-R	Right hand hexagonal	1600	1800	1500	N/A	N/A	N/A	£3800	£4000
PRV-WS02A-L	Left hand hexagonal	1600	1800	1500	N/A	N/A	N/A	£3800	£4000
PRV-WS03A-R	Right hand large hexagonal	1800	2000	1500	N/A	N/A	N/A	£4100	£4300
PRV-WS03A-L	Left hand large hexagonal	1800	2000	1500	N/A	N/A	N/A	£4100	£4300

MTO

6 week  
lead time





# FLUX

## PRIVATE WORKING

The Flux modular shelving system epitomises the future of adaptable, modern design. Flux has a capacitor for an infinite number of layout options and shapes to help create work zones in any space to promote privacy or transparency as needed. The crisp, clean aesthetic of the black frame allows you to break up the workplace landscape while bringing together a wide range of complementary components and products – and, never compromising on design.



**SOCIAL  
SPACES**

### PRODUCT SPECS



Product guarantee



Designed & manufactured

### RANGE



Single



Double



Triple



Accessories

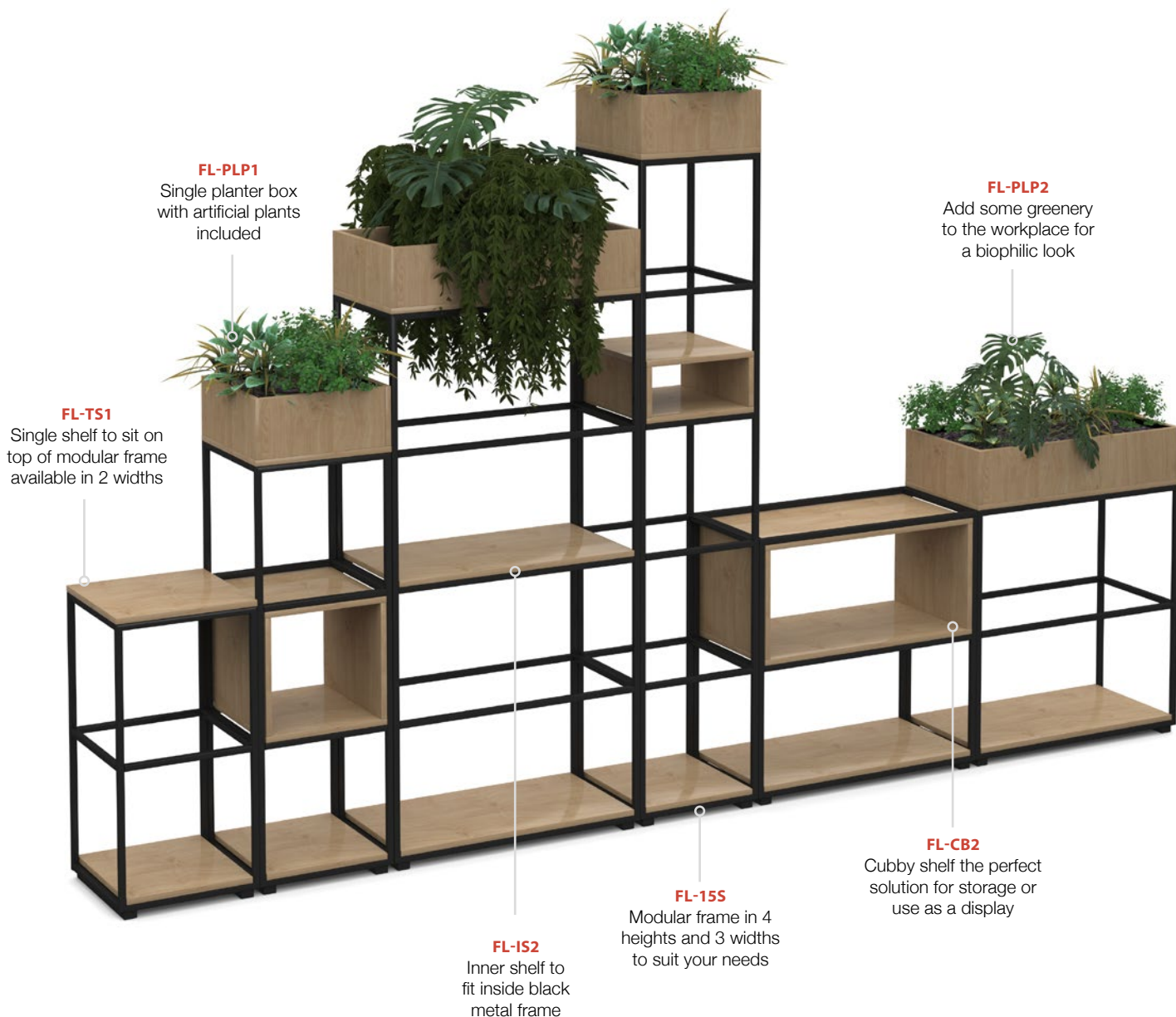
# FEATURES

Configured in an infinite number of ways to suit any space

Modular grid based shelving/storage system for adaptable, flexible spaces

Fully welded frame construction for easy installation & added strength

Wooden add-ons and inserts in a selection of finishes and styles



**FL-PLP1**  
Single planter box with artificial plants included

**FL-PLP2**  
Add some greenery to the workplace for a biophilic look

**FL-TS1**  
Single shelf to sit on top of modular frame available in 2 widths

**FL-IS2**  
Inner shelf to fit inside black metal frame

**FL-15S**  
Modular frame in 4 heights and 3 widths to suit your needs


**FL-CB2**  
Cubby shelf the perfect solution for storage or use as a display

## FRAMES




Black Steel

## WOOD FINISHES




Grey Oak (GO)



Kendal Oak (KO)



## Single Starter Units



CODE	W	D	H	RRP
<b>FL-12S</b>	420	420	845	<b>£370</b>
<b>FL-13S</b>	420	420	1245	<b>£470</b>
<b>FL-14S</b>	420	420	1645	<b>£580</b>
<b>FL-15S</b>	420	420	2045	<b>£660</b>

- Two and three high tower units supplied with 1 linking bracket
- Four and five high tower units supplied with 2 linking brackets

## Double Starter Units



CODE	W	D	H	RRP
<b>FL-22D</b>	820	420	845	<b>£420</b>
<b>FL-23D</b>	820	420	1245	<b>£550</b>
<b>FL-24D</b>	820	420	1645	<b>£660</b>
<b>FL-25D</b>	820	420	2045	<b>£740</b>

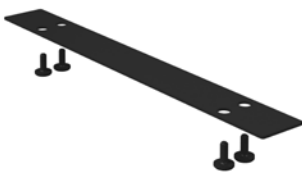
- Two and three high tower units supplied with 1 linking bracket
- Four and five high tower units supplied with 2 linking brackets

## Linking Brackets

### The Flux Capacitor

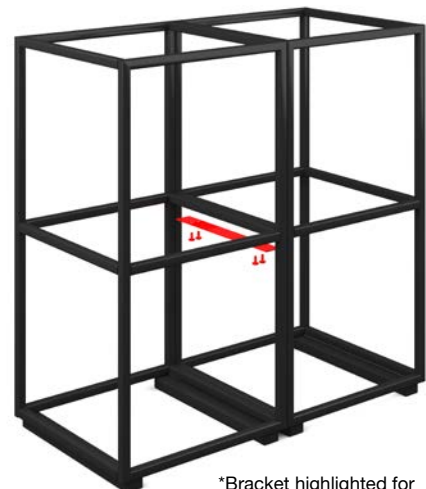
Each Flux configuration starts with a starter unit – which can be single or double wide and up to 5 high.

Then simply add your add-on units & accessories to suit your needs.



CODE	DESCRIPTION	W	D	H	RRP
<b>FL-BKT-LNK</b>	Linking bracket	380	40	5	<b>£25</b>

- Linking bracket to connect Flux units together
- Add additional brackets to large configurations for increased stability



\*Bracket highlighted for illustration purposes only



Black Steel



## Accessories

Build your frames and add your accessories to meet your personal requirements.

Please note:  
Single units are also supplied for 90° corner fixings



## Inner Shelves



CODE	DESCRIPTION	W	D	H	RRP
<b>FL-IS1</b>	Single	380	420	25	<b>£50</b>
<b>FL-IS2</b>	Double	780	420	25	<b>£70</b>

- Single or double shelf to sit inside black steel frame
- Add some storage and a new dimension to flux storage units

## Cubbies



CODE	DESCRIPTION	W	D	H	RRP
<b>FL-CB1</b>	Single	380	420	380	<b>£110</b>
<b>FL-CB2</b>	Double	780	420	380	<b>£130</b>

- Single or double cubby unit to sit inside black steel frame
- Create the perfect storage solution or display

## Planters



CODE	DESCRIPTION	W	D	H	RRP
<b>FL-PL1</b>	Single	420	420	195	<b>£160</b>
<b>FL-PL2</b>	Double	820	420	195	<b>£190</b>

- Single or double planter box to sit on black steel frame
- Featuring an area in the top for plants or standing pots

## Top Shelves



CODE	DESCRIPTION	W	D	H	RRP
<b>FL-TS1</b>	Single	420	420	25	<b>£60</b>
<b>FL-TS2</b>	Double	820	420	25	<b>£75</b>
<b>FL-TS3</b>	Triple	1220	420	25	<b>£85</b>

- Single or double shelf to sit on top of black steel frame
- Ideal for storage or showing off items

## Cubby Shelf



CODE	DESCRIPTION	W	D	H	RRP
<b>FL-CS1</b>	Single	380	420	195	<b>£105</b>

- Half cubby unit to sit inside black steel frame
- Tidy away messy items and accessories on stylish cubby shelves

## Planters with plants



CODE	DESCRIPTION	W	D	H	RRP
<b>FL-PLP1</b>	Single	420	420	195	<b>£270</b>
<b>FL-PLP2</b>	Double	820	420	195	<b>£425</b>

- Single or double planter box complete plants to sit on black steel frame
- Add some greenery to the workplace for a biophilic look




Grey Oak (GO) Kendal Oak (KO)

Please add finish when ordering eg. **FL-IS1** in Grey Oak = **FL-IS1-GO**

## Triple Unit with Seat



## Triple Unit with Media Unit



\*Rear whiteboard

\*Front TV bracket



CODE	W	D	H	Band A	Band B	Band C
<b>FL-SM3</b>	1220	420	2045	<b>£1200</b>	<b>£1400</b>	<b>£1600</b>

- Triple wide 5 high tower unit with central cut away
- Padded seat and sides in made to order fabric

### Cube Seating



CODE	W	D	H	Band A	Band B	Band C
<b>FL-SC1</b>	380	420	380	<b>£220</b>	<b>£230</b>	<b>£240</b>

- Fully upholstered cube seat to fit inside frames
- Colourful, modern addition to enhance any workspace

CODE	DESCRIPTION	W	D	H	RRP
<b>FL-MM3</b>	Triple with media	1220	420	2045	<b>£1400</b>

- Triple wide 5 high tower unit with two sided media unit
- Media unit with cable management for TV & whiteboard on reverse side

### Locker



CODE	DESCRIPTION	W	D	H	RRP
<b>FL-BLD1</b>	Single	380	420	380	<b>£230</b>

- Fully lockable locker unit to fit inside frame
- Keep valuables and technology safe and secure



Grey Oak (GO) Kendal Oak (KO)

Please add finish when ordering eg. **FL-BLD1** in Grey Oak = **FL-BLD1-GO**





# Flux specification guide



Versatility is essential in today's ever evolving workplace, and thanks to Flux's modular design there are limitless possibilities for the creation of collaborative, agile and flexible work zones. Create the perfect storage solution with the addition of wooden components to add a new dimension.

You can easily build, adapt, re-shape and add to your Flux set up so it will always be the perfect fit for your space. Flux modular shelving makes the most of its compact footprint by reaching skyward and creating five levels of stylish, functional storage space, making it a fitting addition to any workspace.



# PIANO ACOUSTICS

## PRIVATE WORKING

Acoustics are essential in making our surroundings enjoyable by minimising noise, controlling reverberations and general improving the quality of the acoustic environment. Piano Acoustics provide open plan offices and breakout spaces with multiple levels of acoustic absorption which are not only colourful and modern additions to the office aesthetics, but are also pertinent to the task at hand in each area.



### PRODUCT SPECS



Product guarantee



Designed & manufactured

### MADE TO ORDER








PIANO SOLO PAGE 162



PIANO TILES PAGE 163



PIANO CHORDS PAGE 164



PIANO SCALES PAGE 165

## FINISHES



Dark Blue  
(DB)




Dark Green  
(DN)



Dark Grey  
(DG)




Silver Grey  
(SG)



Orange  
(O)



Red  
(R)



Yellow  
(Y)

# PIANO ACOUSTICS

PIANO SOLO

5 Years  
WARRANTY



The Piano Solo phone booth provide workers with a private acoustic space to make personal phone calls or one-to-one video conferencing. These sturdy single person pods come complete with a standing height table top which provides space for laptops or notebooks if necessary. Piano Solo is designed to keep noise from the outside out, while also enclosing the user to prevent them from distracting others.

Offers a high degree of personal privacy with acoustic properties

Ideal when making phone calls and video conferencing away from the desk

Solves the lack of private areas in noisy open plan offices offering privacy

Specifically designed to enhance acoustic comfort in the workplace



CODE	W	D	H	MTO
PSB1	1200	1000	2150	£6500

6 week lead time



Dark Blue (DB) Dark Green (DN) Dark Grey (DG) Silver Grey (SG) Orange (O) Red (R) Yellow (Y)

Please add interior finish when ordering eg. PSB1 in Red = PSB1-R


MTO



2  
WARRANTY  
Years

# PIANO ACOUSTICS

PIANO TILES - WALL



Our Piano Tiles for walls are modular, acoustic panels are the decorative solution to sound control needs in any office, education or retail environment. Available in four shapes in a choice of colours and thicknesses, Piano wall tiles can turn an empty wall space into a creative work of art which not only looks aesthetically pleasing but also provides excellent acoustic performance.

Can be mixed and matched to create unique patterns and finishes

Lightweight and easy to install using heavy duty Velcro strips

Excellent acoustic & sound absorption properties with multiple configuration

Ideal to add some colour to open plan offices, education and commercial interiors

## SQUARE

CODE	W	D	H	Band A	Band B	Band C
PWS-25-1	595	25	595	£202	£217	£225
PWS-50-1	595	50	595	£231	£247	£257
PWS-25-2	1195	25	1195	£374	£401	£416
PWS-50-2	1195	50	1195	£402	£432	£448

## RECTANGLE


CODE	W	D	H	Band A	Band B	Band C
PWR-25-1	595	25	295	£145	£155	£162
PWR-50-1	595	50	295	£173	£186	£193
PWR-25-2	795	25	395	£184	£198	£205
PWR-50-2	795	50	395	£207	£222	£231
PWR-25-3	1195	25	595	£219	£235	£243
PWR-50-3	1195	50	595	£242	£260	£270

## TRIANGLE

CODE	W	D	H	Band A	Band B	Band C
PWT-25-1	595	25	595	£202	£217	£225
PWT-50-1	595	50	595	£219	£235	£243
PWT-25-2	1195	25	1195	£374	£401	£416
PWT-50-2	1195	50	1195	£402	£432	£448

## HEXAGON

CODE	W	D	H	Band A	Band B	Band C
PWH-25-1	595	25	415	£242	£260	£270
PWH-50-1	595	50	415	£276	£296	£307
PWH-25-2	1195	25	1035	£402	£432	£448
PWH-50-2	1195	50	1035	£458	£492	£510



MTO

5 week  
lead time





# PIANO ACOUSTICS

PIANO CHORDS




The simplistic beauty of the Piano Chords hanging acoustic panels is that they are available in five unique natural and geometric designs with a selection of colours, styles, and endless design possibilities. Piano Chords are hung from the ceiling with brackets and act as a dividing curtain to provide the necessary combination of sound absorption and attenuation to control noise in interior environments.

Can be mixed and matched to create unique designs and add colour

Lightweight and easy to fit to ceilings with supplied fittings

Seamless combination of acoustics and aesthetics with 5 pattern options

Ideal for absorbing sound in open plan office environments



REFLECTION

EBONY

BYGONE

SHATTER

UNION

## REFLECTION

CODE	W	D	H	QTY	MTO
PC126-R	600	12	1200	4	£1535
PC2412-R	1200	12	2400	1	£1351

## EBONY

CODE	W	D	H	QTY	MTO
PC126-E	600	12	1200	4	£1535
PC2412-E	1200	12	2400	1	£1351

## BYGONE

CODE	W	D	H	QTY	MTO
PC126-B	600	12	1200	4	£1535
PC2412-B	1200	12	2400	1	£1351

## SHATTER

CODE	W	D	H	QTY	MTO
PC126-S	600	12	1200	4	£1535
PC2412-S	1200	12	2400	1	£1351

## UNION

CODE	W	D	H	QTY	MTO
PC126-U	600	12	1200	4	£1535
PC2412-U	1200	12	2400	1	£1351

6 week lead time



Dark Blue (DB) Dark Green (DN) Dark Grey (DG) Silver Grey (SG) Orange (O) Red (R) Yellow (Y)

Please add finish when ordering eg. PC126-B in Orange = PC126-B-O

MTO





# PIANO ACOUSTICS

PIANO SCALES



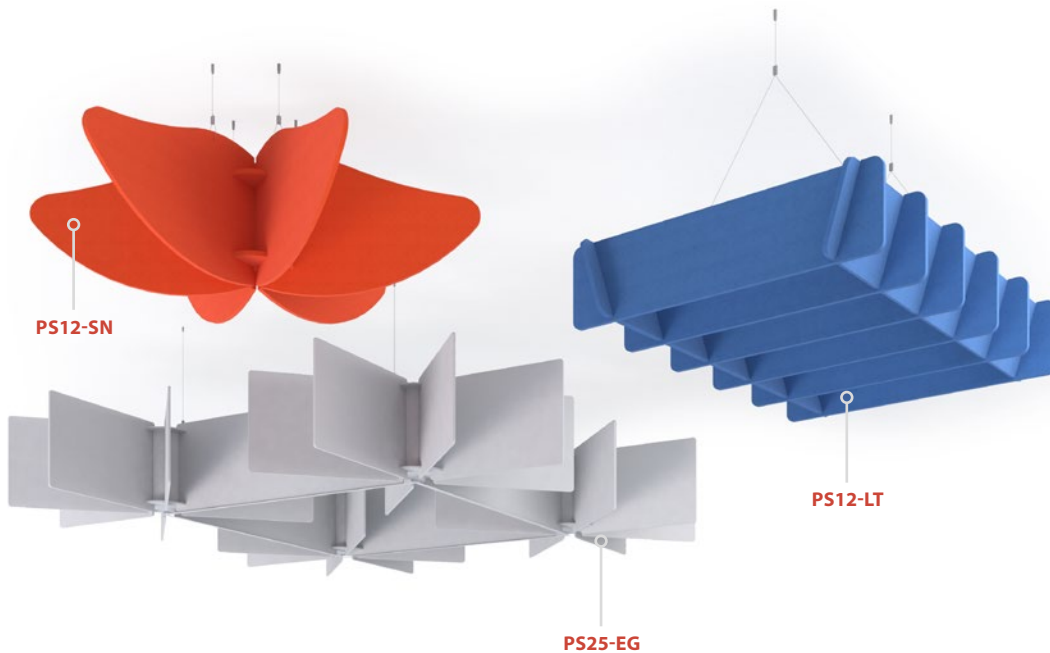
Piano Scales are a range of suspended acoustic panels of various sizes and shapes that can be used in various combinations to improve the quality of the acoustic environment. Ideal for meeting rooms and dining areas, Piano Scales are a modern and interesting addition to any space, designed with functionality in mind to reduce reverberated noise and minimise factors that disturb meetings and get-togethers.

Lightweight and easy to fit to ceilings with supplied fittings

Available in a wide range of colour options to suit any interior decor

Environmentally-friendly and manufactured from minimum 65% recycled material

Ideal for absorbing sound in meeting spaces and boardrooms



## SUN

CODE	W	D	H	MTO
PS12-SN	1200	1200	300	£1351

## ECHO GRID

CODE	W	D	H	MTO
PS25-EG	2500	2500	300	£1413

## LATTICE

CODE	W	D	H	MTO
PS12-LT	1200	800	300	£1168
PS24-LT	2400	800	300	£1535

### MTO

6 week lead time



Dark Blue (DB) Dark Green (DN) Dark Grey (DG) Silver Grey (SG) Orange (O) Red (R) Yellow (Y)

Please add finish when ordering eg. PS12-LT in Silver Grey = PS12-LT-SG

# ACCESSORIES

## OFFICE ESSENTIALS

Enhance your office furniture with our range of high quality accessories which will add the finishing touches to any office environment. With smart solutions designed to customise your workstation to your needs and for powering and getting data to your workstations whilst leaving them free from trailing cables, we have everything you need to promote a more organised work space.



### PRODUCT SPECS



Product guarantee

### STYLES



Desk Accessories



Cable Accessories



Office Accessories



Seating Accessories



## FEATURES

Monitor arms creating the perfect screen position for each individual user

Strong and practical CPU holders mount beneath the work surface

Cable management solutions prevent cluttered cables on the floor

Coat stands are handy for hanging personal items including umbrellas



## STOCKED FINISHES

(Selected products)



Black  
(K)



Silver  
(S)



White  
(WH)

# LUNA

MONITOR ARMS

1  
WARRANTY  
Year



The Luna range of single and double monitor arms are designed to enhance maximum flexibility of the office environment, ensuring user comfort when using the screen. The well-being of employees in the office space is becoming more vital, and the number one cause of lower neck pain is due to incorrect monitor positions, allowing users to work in a more comfortable position.

Supplied with desk clamp fitting to fit on the back of desks

One touch height adjustment with quick removable, VESA mounting plate

Rotating the monitor holders allows landscape or portrait positioning

Quick, easy installation arms come complete with clips for cable management

## Specifications



Each arm



Each arm



CODE	DESCRIPTION	RRP
<b>LSMARM</b>	Luna single flat screen monitor arm	<b>£90</b>
<b>LDMARM</b>	Luna double flat screen monitor arm	<b>£150</b>



Black  
(K)



Silver  
(S)



White  
(WH)



1  
WARRANTY  
Year

# TRITON

GAS LIFT MONITOR ARMS



## Specifications



12  
kg

Single




9  
kg

Double



9  
kg



17" - 32"

Each arm



Triton monitor arms have a gas spring hovering system to provide smooth and effortless adjustments which can be tailored to the user's exact needs, allowing them to sit more comfortably. The space-saving design of the double arm allows both monitors to be positioned adjacent to each other and at the back of the desk allowing the user more space to work, with a handy built-in USB port.

Supports clamp or grommet installation with discreet cable management

High-quality ball joint tilts and quick-release VESA plate for easy adjustment

Gas spring hovering system adjusts monitor height with 90° to 15° tilt range

Double monitor arm has space-saving gas spring arm with built-in USB port

CODE	DESCRIPTION	RRP
TGSMARM	Triton single flat screen monitor arm	£195
TGDMARM	Triton double flat screen monitor arm	£285



# NEON

UNDER DESK CPU HOLDER

1  
Year  
WARRANTY



The practical Neon CPU holder is easy to install and easily accessible, protecting the valuable computer equipment from damage and dust, in addition to keeping the CPU off the floor or desk, saving work surface and leg space. Available in silver and white, Neon CPU holders have a unique captive foot making them suitable for CPU's of various sizes, with better access to cables and ports.

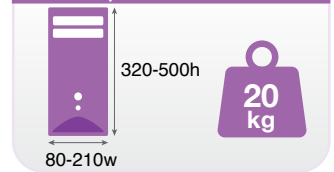
Under desk CPU holder for use on 25mm thick desktops

Height adjustment to fit computer towers from 320mm to 500mm

Width adjustment for 50-77mm, 100-110mm or 128-210mm CPU's

Holds CPU's with a weight capacity up to 20Kg

## Specifications



CODE	DESCRIPTION	W	D	H	RRP
NECPU	Neon under desk CPU holder	130	250	320-500	£110





1  
WARRANTY  
Year

# HALO

LARGE 4 SIDED CPU HOLDER



## Specifications



285-520h



20.5  
kg

130-210w

Our extremely durable Halo 4-sided CPU holder mounts beneath the work surface to elevate the computer off the floor and protects it from dirt, dust, and accidental kicking or moving. There is convenient access to ports and cables, quick and easy installation and removal, and an under-desk track mount on a swivel with 180° rotation with height and width adjustment that fits a variety of CPU's.

No more reaching around the CPU, simply spin around to see what you're looking for

Protective padding included to better protect the CPU from scratches or damage

Under-desk installation saving more space and keeping your CPU dust-free

Heavy duty and durable steel CPU mounting bracket



CODE	DESCRIPTION	W	D	H	RRP
HLCPU	Halo large under desk CPU holder	240	120	210-520	£120



Black  
(K)



Silver  
(S)



White  
(WH)

# SORA

HEIGHT ADJUSTABLE DESK CONVERTER

1  
Year  
WARRANTY



Convert an existing desk to a standing desk with our desk converter which offers an easy transition from a comfortable sitting position to a standing one. The monitor riser allows simple and smooth adjustments thanks to the gas spring lift which allows for any height setting within the range, and the separate keyboard and mouse deck adjusts to elevate the screen – keeping it at eye level.

Turns a regular desk into a standing desk without having to replace the desk

Smooth height adjustment and quick-release, with removable keyboard tray

Work surface size of 880 x 415mm with a keyboard tray size 880 x 308mm

Allows the user to sit, stand, and incorporate movement into the working day

## Specifications



120-505mm  
Height range



CODE	DESCRIPTION	W	D	H	RRP
SHAW	Sora height adjustable sit stand desk converter	880	385	120-505	£410



Black  
(K)



1  
WARRANTY  
Year

# ACCESSORIES

CABLE MANAGEMENT SOLUTIONS



Enhance your office furniture with our range of cable management solutions which will add the finishing touches to any office environment.

With smart solutions designed to customise your work area to your needs and for powering and getting data to your workstations whilst leaving them free from trailing cables, we have everything you need to promote a more organised work space.

Drop down silver cable management tray in 4 sizes with plastic end covers

Specify cable tray sizes shorter than the desk size e.g. use WB1400-S with a 1600mm desk

Cable spines are a simple attractive solution to carry cables from floor to desk 760mm long

Unique cable spine rotating desk fixing with oval shaped segments and large weighted base



## CABLE TRAY

CODE	USAGE	W	D	H	RRP
<b>WB0800</b>	Fits 1000 wide desk	800	200	100	<b>£87</b>
<b>WB1000</b>	Fits 1200 wide desk	1000	200	100	<b>£94</b>
<b>WB1200</b>	Fits 1400 wide desk	1200	200	100	<b>£105</b>
<b>WB1400</b>	Fits 1600 wide desk	1400	200	100	<b>£109</b>

## CABLE SPINE

CODE	W	D	H	RRP
<b>ROSP</b>	80	80	760	<b>£75</b>



Silver  
(S)



Black  
(BL)



Grey  
(GR)



Opaque  
(OP)

# ACCESSORIES

COAT & UMBRELLA STANDS



Keep the office free from clutter with a place to store coats, hats, bags and umbrellas with our versatile and stylish coat and umbrella stands. A good coat stand helps keep things organised for the whole office and keeps other essentials out of the way too, with plenty of hooks, at a range of heights and at different sizes, meaning there is a coat and umbrella stand for everyone and everything.

Wide clothing friendly hooks complete with large splayed bases for stability

3 designs in different finishes and styles all easy to assemble with no tools required

Handy for storing personal items instead of bundling coats into a cupboard

Plenty of space with an area to store umbrellas if the weather turns bad



CODE	W	D	H	RRP
PMC001	470	470	1720	£110
PMC002	450	450	1730	£140
PMC003	450	450	1730	£105



Grey  
(PMC001)



Black/Chrome  
(PMC002)



Black  
(PMC003)



## Nylon 5 Star Base



CODE	DESCRIPTION	RRP
<b>BAS01</b>	5 star base	<b>£60</b>

- Strong and durable nylon 5 star base
- 635mm diameter suitable for majority of chairs

## Chrome 5 Star Base



CODE	DESCRIPTION	RRP
<b>BAS02</b>	5 star base	<b>£90</b>

- Strong, scratch resistant chrome 5 star base
- 635mm diameter suitable for majority of chairs

## Replacement gas stem



CODE	DESCRIPTION	RRP
<b>GAS01</b>	Gas stem	<b>£50</b>

- Black 9" gas stem which is simple to replace
- Class 3 certified in black

## Glides



CODE	DESCRIPTION	RRP
<b>GLD01</b>	5 glides	<b>£25</b>

- Simple to replace and prevents chair from moving
- Ideal for educational environments

## Soft Castor



CODE	DESCRIPTION	RRP
<b>CAS01</b>	5 soft castors	<b>£22</b>

- Soft edge castors with 50mm diameter
- Ideal for use on hard flooring

## Brake Loaded Castor



CODE	DESCRIPTION	RRP
<b>CAS02</b>	5 brake loaded castors	<b>£22</b>

- Castor locks when weight is applied
- 50mm diameter



Black



Chrome

# POWER & DATA

## ACCESSORIES & GADGETS

Today the world is fast-paced and ever-changing, and the modern office is now a home to some of the most advanced technology you'll see anywhere. Furniture and equipment that allows quick set-up and connections is a high priority so employees can take their electrical devices with them and pick up where they left off in another working area, reaping the benefits of a more connected, advanced working environment.



### PRODUCT SPECS

BS EN63096:2008, BS EN5733,  
BE EN7671 (selected products)



Product  
guarantee



Manufactured  
in the UK

### STYLES



Clip-on



Multi Surface



On Surface



Panel Mounted



In Surface





**CHROMA** PAGE 178



**HUBBLE** PAGE 179



**PHASE** PAGE 180



**CLUSTER** PAGE 181



**PIXEL** PAGE 182



**ION** PAGE 183



**PLUTO** PAGE 184



**INCA** PAGE 185



**PROTON** PAGE 186



**AERO** PAGE 187



**ECLIPSE** PAGE 188



**THOLUS** PAGE 189

## MODULAR COMPONENTS



**UK FUSED SOCKET**  
The standard and instantly recognisable UK 3-pin plus socket compliant with the British Standard BS 1363




**USB FAST CHARGE (A&C CONNECTORS)**  
USB-C port, for enhanced charging of phones and tablets, plus the original USB-A for charging legacy devices



**RJ45 SOCKETS**  
RJ45 is a standardised physical network interface for connecting telecommunications or data. Twin terminals for attaching CAT6 cable



**HDMI SOCKET**  
HDMI (high definition multimedia interface) is a socket and plug interface that is used to transmit both audio and video digital data



Chroma power modules offers power when you need it via its selection of smart charge and power socket ports which allows the user to connect various devices quickly and efficiently. The stylish Chroma power module is designed for use in office and educational establishments to clamp on to the back of tables and desks and is available in black and white with circular socket apertures.

Excellent clamping fixtures with top and bottom fix options available

A practical and stylish addition to clip on to any desktop

Black & white units with 30 and 60 degree positioning

Manufactured and tested in accordance with BS6396:2008

### Modular Components



UK FUSED SOCKET



USB FAST CHARGE (A&C)



TWIN RJ45 SOCKETS



CRM-2-WH



CRM-1-K



CRM-3-WH

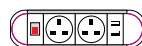
CODE	DESCRIPTION	W	D	H	MTO
CRM-1	2 x UK sockets, 1 x USB fast charge (A&C connectors)	279	94	62	£240
CRM-2	2 x UK sockets, 2 x RJ45 sockets	279	94	62	£130
CRM-3	2 x UK sockets, 1 x USB fast charge (A&C connectors), 2 x RJ45 sockets	333	94	62	£270

MTO

3-4 week lead time



Black (K)



White (WH)

Starter kit ML3M-B required sold separately






**1**  
WARRANTY  
Year

# HUBBLE


CLIP-ON POWER MODULE




**Modular Components**



UK FUSED SOCKET



USB FAST CHARGE (A&C)



TWIN RJ45 SOCKETS



HBL-1-R



HBL-2-DB



HBL-3-K

The modern clean lines and colour options of the Hubble power module complement the modern workstation and allow the user easy access to desktop power without having to rummage in cable trays under the desk or service boxes in the floor. The clip-on moulded front and rear decorative frames with circular socket apertures create a distinctive design perfectly matched to modern office furniture.

Twin clamp brackets for better stability for table tops 5mm-35mm thick

Tough and elegant aluminium body with coloured fronts that is built to last

Fun and distinctive power modules available in multiple colour options

BS5733 and UL962A certified and CE marked as applicable

CODE	DESCRIPTION	W	D	H	MTO
HBL-1	1 x UK socket, 1 x USB fast charge (A&C connectors)	150	49	72	£677
HBL-2	1 x UK socket, 1 x USB fast charge (A&C connectors), 2 x RJ45 sockets	218	49	72	£878
HBL-3	2 x UK sockets, 1 x USB fast charge (A&C connectors)	218	49	72	£306

**MTO**

3-4 week lead time

HBL-3 only available in Black (K) and White (WH)



- Black (K)
- Dark Blue (DB)
- Light Green (LG)
- Orange (OR)
- Red (R)
- White (WH)
- Yellow (Y)

Starter kit ML3M-B required sold separately



# PHASE

MULTI-SURFACE POWER MODULE

1  
Year  
WARRANTY



Phase is ideal for providing convenient but discreet power, data and USB fast charging in offices, hotels, restaurants, airports and many other locations. Available in black or white and compact, robust and unconstrained by convention, you will find Phase with its innovative concealed mounting bracket and through-back or through base cable entry options, simple to securely install on furniture.

On-surface or under-surface fitting solutions with hidden fitting bracket

Two socket apertures can be configured with power, charging or data

High-strength and flame retardant polycarbonate main body and back mouldings

All units fitted with fuses to comply to BS6396 and CE marked

## Modular Components



UK FUSED SOCKET



USB FAST CHARGE (A&C)



TWIN RJ45 SOCKETS



PH-1-K

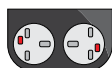


PH-2-WH

CODE	DESCRIPTION	W	D	H	RRP	MTO
PH-1	1 x UK socket, 1 x USB fast charge (A&C connectors)	115	63	67	£400	£400
PH-2	1 x UK socket, 2 x RJ45 sockets	115	63	67	N/A	£340

STOCKED

PH-1 only

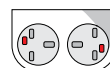


Black (K)

3-4 week lead time



Black (K)



White (WH)

MTO

Starter kit ML3M-B required sold separately





**1**  
WARRANTY  
Year

# CLUSTER

MULTI-SURFACE POWER MODULE



Required cut out size

**80mm**

Modular Components

**UK FUSED SOCKET**      **USB FAST CHARGE (A&C)**

Cluster is a unique power module designed to provide the user with a conveniently locatable power or USB charging socket for casual seating areas and another working zones. An individual module can be securely fixed using the special bracket with optional cable tidy, or alternatively up to 3 Cluster modules can be conveniently located in the 80mm grommet table top cradle ready for use.

Fixed or free standing mounting for handy power and data

Adds style and a splash of colour to the office environment

Under desk wire cradle and cable tidy supplied for single units or grommet hole for up to 3 units

Individual cluster units are BS6396 compliant and CE marked



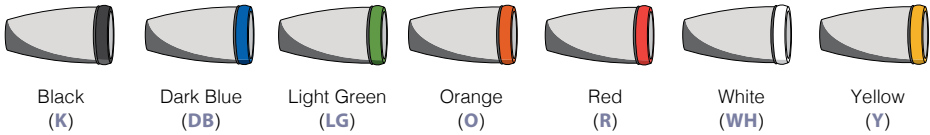
CLUS-1-WH

CLUS-2-R

CODE	DESCRIPTION	W	D	H	MTO
CLUS-1	1 x UK socket	66	150	66	£370
CLUS-2	1 x USB fast charge (A&C connectors)	66	150	66	£600

**MTO**

3-4 week lead time



Starter kit **ML3M-B** required sold separately





The Pixel unit has been designed to meet demand for a small and aesthetically pleasing power and data unit to fit neatly into a wide range of furniture. Pixel discreetly presents power, data and AV connections in an ultra-compact form, meeting the growing need for easily accessible connectivity in informal areas, fitting flush into a standard 80mm cut out without the need for tools.

Ideally suited to breakout areas, smaller meeting rooms, and hotel rooms

The perfect choice for space saving installations and discreet power solutions

CAT6 RJ45 outlet with 2m flylead & HDMI 1.3 Hi-speed outlet with 1.8m flylead

Sweeping organic curves ensure protection against liquid ingress as required by BS6396

**Modular Components**



**UK FUSED SOCKET**



**USB FAST CHARGE (A&C)**



**TWIN RJ45 SOCKETS**



**HDMI SOCKET**

**Required cut out size**

**80mm**



PX-1



PX-2-Y



PX-3-DB

CODE	DESCRIPTION	W	D	H	RRP	MTO
PX-1	1 x UK socket, 1 x USB fast charge (A&C connectors)	90	90	16	£330	£330
PX-2	1 x UK socket, 1 x HDMI socket	90	90	16	N/A	£470
PX-3	1 x UK socket, 2 x RJ45 sockets	90	90	16	N/A	£300

**STOCKED**

PX-1 only



White & Silver Bevel

3-4 week lead time



Black (K)



Dark Blue (DB)



Light Green (LG)



Orange (OR)



Red (R)



White (WH)



Yellow (Y)

**MTO**

Starter kit ML3M-B required sold separately





**1**  
WARRANTY  
Year

# ION

MULTI-SURFACE POWER MODULE



**Required cut out size**

60mm OR 80mm

**Modular Components**

UK FUSED SOCKET      USB FAST CHARGE (A&C)



The simple, circular design of the Ion power module is ideal for discreet panel mounting or for convenient power in café and dining table environments with no more crawling under tables to find power points. Ion fits in a 60mm grommet home or it can also be used with the collar to fit a standard 80mm hole size, available in black and white to complement any interior design theme.


Space saving power solution for café and dining tables

Power and connectivity conveniently placed right where you might need it

Ultra-compact to fit in 60mm or 80mm port holes or in table cutouts

BS5733 certified and conforms to CE European directives

CODE	DESCRIPTION	W	D	H	RRP
ION-1	1 x UK socket, 1 x USB Charger (type A)	100	100	2	£75



Starter kit **ML3M-B** required sold separately

# PLUTO

ON-SURFACE POWER MODULE

1 Year WARRANTY



Perfectly suited to breakout areas, smaller meeting rooms and coffee tables in offices and public spaces, Pluto satisfies the growing need for easily accessible AC power sockets and USB charging in informal areas, with a unique combination of colour, style and function. Pluto can be securely clamped to a standard 80mm grommet hole screwed to any suitable surface.

The perfect colour or pattern to match any interior design scheme

3 socket apertures with 360° socket access for ease of use

Ideal table top module for communal meeting or dining areas

Can also be screwed to any table top with an 80mm porthole or cut-out

### Modular Components



UK FUSED SOCKET



USB FAST CHARGE (A&C)



TWIN RJ45 SOCKETS

### Required cut out size

80mm



CODE	DESCRIPTION	W	D	H	MTO
PL-1	2 x UK sockets, 1 x USB fast charge (A&C connectors)	140	140	73	£910
PL-2	1 x UK socket, 1 x USB fast charge (A&C connectors)	140	140	73	£525
PL-3	1 x UK socket, 1 x USB fast charge (A&C connectors), 2 x RJ45 sockets	140	140	73	£625

### MTO

3-4 week lead time



Black (K)



Dark Blue (DB)



Light Green (LG)



Orange (OR)



Red (R)



White (WH)



Yellow (Y)

Starter kit ML3M-B required sold separately





**1**  
WARRANTY  
Year

# INCA

ON-SURFACE POWER MODULE



### Required cut out size

80mm

### Modular Components



Inca is a power module designed specifically for communal areas and meeting rooms. This stylish power and USB charging module is available in black, grey and white and has four faces to meet the power and data needs of any working environment. Inca has been designed to fit any table top, free-standing use or fitted in grommet hole, allowing users to personalise and simultaneously power devices.

4 usable faces offering a wide range of configurations for power and charging

Free-standing on desk module or a desk/table grommet fixing

Can also be used free-standing on table tops ideal for meetings

Flame retardant ABS plastic body independently certified to comply with BS 5733



79-1-K



79-2-WH

CODE	USAGE	DESCRIPTION	W	D	H	MTD
79-1	Cut out required	2 x UK sockets, 2 x USB fast charge (A&C connectors)	140	140	72	£550
79-2	Free standing	2 x UK sockets, 2 x USB fast charge (A&C connectors)	140	140	72	£550

### MTD

3-4 week lead time



Black (K)



Grey (G)



White (WH)

Starter kit **ML3M-B** required sold separately





Proton has been designed to provide power or USB fast charging in its simplest form. Designed for panel mounting in furniture where it offers a discreet, Proton presents a single or double outlet module with UK socket and USB charging options in a stylish black frame. To enable compliance to BS6396, UK sockets are fitted with 5 x 20mm anti-surge ceramic fuses.

Designed for panel mounting in soft seating or screens

To cater for the needs of any corporate or educational environment

Can be snapped into panels of 16mm or screw fixed into any suitable surface

Manufactured to enable compliance with BS6396/BS7671

### Modular Components



UK FUSED SOCKET



USB FAST CHARGE (A&C)

### Required cut out sizes

50mm

PTN-1T-KG

50 x 103mm

PTN-1T  
PTN-2S-KG



PTN-1T-KG-K



PTN-1T-K



PTN-2S-KG-K

CODE	DESCRIPTION	W	D	H	RRP	MTO
PTN-1T-KG	1 x USB fast charge (A&C connectors)	64	8	60	N/A	£310
PTN-1T	1 x UK socket, 1 x USB fast charge (A&C connectors)	117	8	60	£330	N/A
PTN-2S-KG	2 x UK sockets	117	8	60	N/A	£175

STOCKED

MTO

PTN-1T  
only



Black  
(K)

3-4 week  
lead time



Black  
(K)

Starter kit  
ML3M-B  
required sold  
separately





1 Year WARRANTY

# AERO

IN TABLE FLIP TOP POWER MODULE



The Aero in-desk power modules have a flip top which is perfect for boardroom tables providing power, data and media connections. Available in a variety of configurations, Aero units are designed to naturally connect people with technology to enhance productivity with solutions that meet the needs of today's diverse workplaces, and the flip up cover can go flat when not in use for an unobtrusive addition to the table top.

Aero flip power modules in grey with distinctive low profile

Ideal for boardroom environment and large meeting areas

Sloping edge design ensures cables run flat and smoothly on exit

Flame retardant ABS plastic body independently certified to comply with BS 5733

**Required cut out sizes**

132 x 215mm	132 x 272mm
APD2PINF/1S-K APD2PINF/1S/2D-K	APD2PINF/1S/1D/1T-K

**Modular Components**

UK FUSED SOCKET	USB FAST CHARGE (A&C)	TWIN RJ45 SOCKETS



CODE	DESCRIPTION	W	D	H	RRP	MTO
APD2PINF/1S	2 x UK sockets	255	150	13-63	N/A	£165
APD2PINF/1S/2D	2 x UK sockets, 2 x RJ45 sockets	255	150	13-63	N/A	£200
APD2PINF/1S/1D/1T	2 x UK sockets, 1 x RJ45 socket, 1 x USB fast charge (A&C connectors)	312	150	13-63	£330	N/A

STOCKED

MTO

APD2PINF/1S/1D/1T only

Grey/Silver (K)

3-4 week lead time

Grey/Silver (K)

Starter kit ML3M-B required sold separately

# ECLIPSE

IN-TABLE ROLLOVER POWER MODULE

1  
Year  
WARRANTY



The ever versatile Eclipse in-desk power unit is particularly suitable for meeting and boardroom tables and other locations where space or uncluttered appearance is important. Designed to operate in the closed position with power and data cables plugged in, Eclipse smoothly rotates in, Eclipse smoothly rotates with light finger pressure to reveal the open position, which can be accessed easily from both sides.

Designed to operate in the closed or open position

For fitting into a wide range of formal and informal office furniture

Total flexibility to meet the demands of any power and data requirement

Manufactured to enable compliance with BS6396

## Modular Components



UK FUSED SOCKET



USB FAST CHARGE (A&C)



TWIN RJ45 SOCKETS



HDMI SOCKET

## Required cut out sizes

132 x 272mm

ENDD1  
ENDD2

132 x 430mm


ENDD4



CODE	DESCRIPTION	W	D	H	MTO
ENDD1	2 x UK sockets, 1 x USB fast charge (A&C connectors)	300	150	3	£570
ENDD2	2 x UK sockets, 1 x USB fast charge (A&C connectors), 1 x RJ45 socket, 1 x HDMI socket	300	150	3	£990
ENDD4	4 x UK sockets	459	150	3	£540

MTO

3-4 week  
lead time




Black/Silver  
(K)



**1**  
WARRANTY  
Year

# THOLUS

IN-TABLE POWER MODULE



### Required cut out sizes

132 x 192mm

THL-1

132 x 272mm

THL-2

### Modular Components



UK FUSED  
SOCKET




USB FAST  
CHARGE (A&C)



TWIN RJ45  
SOCKETS



HDMI  
SOCKET



THL-1-S



THL-2-S

Tholus, with its eye-catching 'floating surface' design, is an elegant new approach for providing power and data connectivity to meeting tables. Despite a low visual profile requires only 50mm mounting depth, four supplied M8 screw clamps are then all that is needed to fix the power unit securely in place, and with the choice of 6 or 8 sockets, Tholus can be configured for where a wide range power options.

Aluminium extrusion body with 3mm mild steel end caps

Suitable for table tops 10mm-30mm thick and secured by the 4 screw clamps


CAT6 RJ45 outlet with 2m flylead & HDMI 1.3 Hi-speed outlet with 1.8m flylead

Certified and tested to British standard BS1363/5733

CODE	DESCRIPTION	W	D	H	MTO
THL-1	4 x UK sockets, 2 x USB fast charge (A&C connectors)	220	155	22	£1210
THL-2	4 x UK sockets, 2 x USB fast charge (A&C connectors), 1 x RJ45 socket, 1 x HDMI socket	300	155	22	£1680

MTO

3-4 week  
lead time



Black/Brushed Steel  
(S)

Starter kit  
**ML3M-B**  
required sold  
separately



## Power Bar



CODE	DESCRIPTION	RRP
<b>PMK205-E</b>	2 x UK sockets	<b>£65</b>

- UK sockets which incorporate fuses as standard
- BS6396 compliant and CE marked

## Power Bar



CODE	DESCRIPTION	RRP
<b>PMK405-E</b>	4 x UK sockets	<b>£75</b>

- UK sockets which incorporate fuses as standard
- BS6396 compliant and CE marked

## Data Bar



CODE	DESCRIPTION	MTO
<b>PMK-DH-2-3</b>	4 x RJ45 sockets Cat5e	<b>£133</b>

- Data modules come with 3m leads
- Can also be connected directly to under desk power modules

## Connector Leads



CODE	DESCRIPTION	RRP
<b>DCL15M-B</b>	Connector Lead	<b>£45</b>

- 1.5m connector lead
- Male 3 pole connector to female 3 pole connector

**STOCKED**



Black

## Mains Starter Lead



CODE	DESCRIPTION	RRP
<b>ML3M-B</b>	Mains lead	<b>£57</b>

- 3m long mains lead with UK 3 pin plug
- Female 3 pole connector

## Connector Leads



CODE	DESCRIPTION	MTO
<b>CL3M-B</b>	Connector Lead	<b>£55</b>

- 3m connector lead
- Male 3 pole connector to female 3 pole connector

**MTO**

3-4 week  
lead time



Black



Product	Type	Recommended for use with	Fitting details	Power cord	Separate mains lead required
<b>Chroma</b>	Clip-On Power Units	Desks	Clamp bracket (supplied)	Hardwired with 800mm lead to male GST Connector	✓
<b>Hubble</b>	Clip-On Power Units	Desks	Clamp bracket (supplied)	Hardwired with 800mm lead to male GST Connector	✓
<b>Phase</b>	Multi-Surface Power Units	Meeting Tables / Soft Seating	Clip-on mounting bracket (supplied)	Hardwired with 800mm lead to male GST Connector	✓
<b>Cluster</b>	Multi-Surface Power Units	Meeting Tables / Soft Seating	Cradle (supplied) or 80mm circular grommet hole	Hardwired with 800mm lead to male GST Connector	✓
<b>Pixel</b>	Multi-Surface Power Units	Meeting Tables	80mm circular grommet hole	Hardwired with 800mm lead to male GST Connector	✓
<b>Ion</b>	Multi-Surface Power Units	Cafe & Dining Tables / Desks	60 or 80mm circular grommet hole	Hardwired with 800mm lead to male GST Connector	✓
<b>Pluto</b>	On-Surface Power Units	Meeting Tables	80mm circular grommet hole	Hardwired with 800mm lead to male GST Connector	✓
<b>Inca</b>	On-Surface Power Units	Meeting Tables	80mm circular grommet hole	Supplied with a 1M mains lead to 3 pole connector	✓
<b>Proton</b>	Panel Mounted Power Unit	Soft Seating	50mm (PTN-1T-KG) & 103mm x 50mm (PTN-1T/2S) grommet holes	Hardwired with 800mm lead to male GST Connector	✓
<b>Aero</b>	In-Surface Power Units	Boardroom Tables	215mm x 132mm (1S), 215mm x 132mm (1S/2D), 272mm x 132mm (1S/1D/1T), rectangular cutouts	Hardwired with 800mm lead to male GST Connector	✓
<b>Eclipse</b>	In-Surface Power Units	Boardroom Tables	272mm x 132mm (ENDD1-2), 430mm x 132mm (ENDD4), rectangular cutouts	Hardwired with 3M 3 pin connector	✗
<b>Tholus</b>	In-Surface Power Units	Boardroom Tables	192mm x 132mm (THL-1), 272mm x 132mm (THL-2), rectangular cutouts	Hardwired with 800mm lead to male GST Connector	✓
<b>Power Bars</b>	Under-Surface Power Units	Desks	No fitting required	Integrated GST18-3 connectors	✓

# WORKTABLES

## TABLES, ACCESSORIES & SEATING

Inclusive office design is about accommodating choice, flexibility and practicality – a work environment that benefits everyone. Worktables are a modern office trend based on a multi-purpose table system that can be customised for a variety of uses and environments. Worktables offer companies one way to reconfigure their workspaces with a focus on collaborative spaces while offering unassigned individual workstations.



### PRODUCT SPECS



Product guarantee



Designed & manufactured

### OPTIONS



Available from stock



4-5 week lead time



Electrical accessories

**SOCIAL SPACES**



# STYLES

---

RECTANGULAR

SQUARE

Collection of tables shapes designed for each range



**SAXON** PAGE 196



**CREW** PAGE 198



**OTTO** PAGE 202



**SLAB** PAGE 204




**ENABLE** PAGE 206




# WOOD FINISHES

---



Barcelona Walnut  
(BW)



Grey Oak  
(GO)



Onyx Grey  
(OG)



White  
(WH)


# SAXON

## MULTI-PURPOSE WORKTABLES & BENCHES

Saxon worktables transition the workplace from one that's fixed and formal to a space that suits a variety of preferences and working habits. Dining and poseur height tables are a creative, practical solution for any meeting area or breakout space, but components can be added and combined in limitless ways to create flexible, fluid work areas where people gather, connected to their technology and each other.



### STOCKED MFC TOP FINISHES



Kendal Oak (O)



Onyx Grey (OG)



White (WH)



5 week lead time

### MADE-TO-ORDER LAMINATE TOP FINISHES

### WORKTABLE OPTIONS - LOW & HIGH TOOLBAR





## Poseur Tables



CODE	W	D	H	STOCKED	MTO
SPS800	800	800	1075	£950	£1400
SPR1880	1800	800	1075	£1000	£1600

- Sleek, curved wooden legs with a sturdy white metal underframe
- Multi-functional tables ideal for use with wooden frame chairs and stools



## Dining Tables



CODE	W	D	H	STOCKED	MTO
SDS800	800	800	750	£600	£935
SDR1880	1800	800	750	£690	£1400

- Sleek, curved wooden legs with a sturdy white metal underframe
- Multi-functional tables ideal for use with wooden frame chairs and stools



## Benches & Coffee Table



CODE	W	D	H	Band A	Band B	Band C	Band D	Band E
ENB-LS	380	380	475	£492	£518	£542	£567	£591
ENBU-12	1200	380	475	£677	£701	£726	£751	£775

- Ideal for use with the Saxon or Enable table ranges
- Solid wood base and fully upholstered curved seat

CODE	W	D	H	MTO
ENB500-C	500	500	460	£550

- 500mm circular coffee table with straight edge tops
- Solid oak leg frames with 25mm MDF table top

STOCKED



Kendal Oak (KO)



Onyx Grey (OG)



White (WH)

MTO



Laminate MTO



Benches

Please add table top colour when ordering eg. SDS1000 in White = SDS1000-WH

# How it works

Flexible environments that encourage collaboration and promote choice are simply more likely to foster a steady stream of good ideas that will ultimately be the differentiator between a business and its competitors. Traditional desks will continue to exist, but they will no longer be an employee's only option for working, and that is where the Saxon worktable comes in, to help promote creativity in the workplace with a table system that inspires.

**SWT1820-B1**  
Workstation with 200mm tool bar and Aero power module



## DINING TABLE - LOW TOOL BAR

CODE	W	D	H	STOCKED	MTO
SWT1820-B1	1800	1200	875	£2000	£3000

**SWT1820-B2**  
Workstation with 800mm high tool bar and Aero power module



**AERO - APD2PINF/1S/1D/1T-K**  
Aero flip power unit included



**AERO - APD2PINF/1S/1D/1T-K**  
Aero flip shown open

## COORDINATE THE LOOK

WITH WORKTABLE ACCESSORIES TO SUIT ANY WORKSPACE


## DINING TABLE - HIGH TOOL BAR

CODE	W	D	H	STOCKED	MTO
SWT1820-B2	1800	1200	1590	£2200	£3200



### ACOUSTIC SCREEN

CODE	W	D	H	MTO
SWT-SPS	550	12	375-450	£250



### ACOUSTIC RAIL SCREEN

CODE	W	D	H	MTO
SWT-SPR	650	12	300	£200



### HANGING SCREEN

CODE	W	D	H	Band A	Band B	Band C
SWT-SHP	600	25	500-900	£140	£160	£180

STOCKED



Kendal Oak (KO)



Onyx Grey (OG)



White (WH)

MTO



Laminate MTO

Please add table top colour when ordering eg. SWT1820-B1 in Kendal Oak = SWT1820-B1-KO

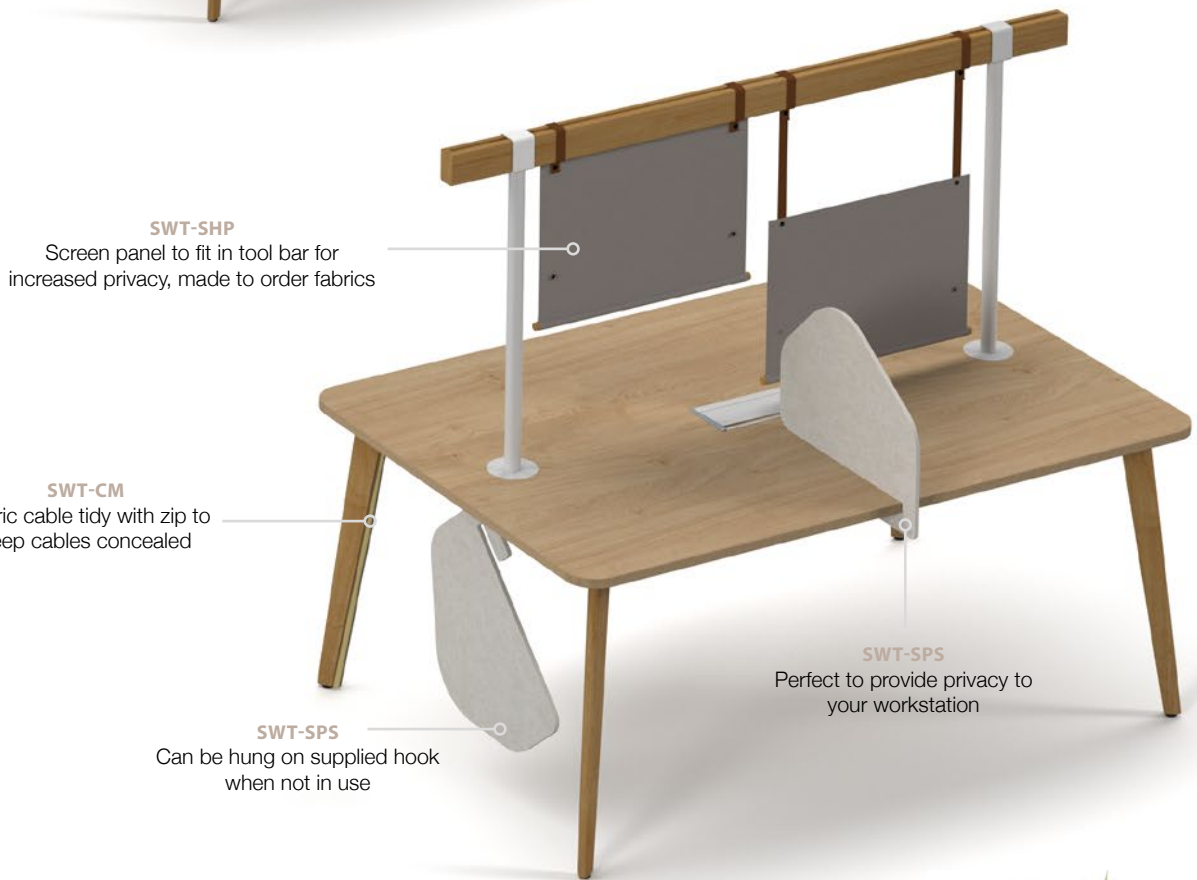




**SWT-SPR**  
Screen panel to fit into tool bar

**SWT-PLP**  
Single planter box with plastic liner and artificial plants to sit on tool bar

**SWT-PL**  
Single planter box with plastic liner to sit on tool bar



**SWT-SHP**  
Screen panel to fit in tool bar for increased privacy, made to order fabrics

**SWT-CM**  
Fabric cable tidy with zip to keep cables concealed

**SWT-SPS**  
Can be hung on supplied hook when not in use

**SWT-SPS**  
Perfect to provide privacy to your workstation



## CABLE RISER

CODE	W	D	H	Band A	Band B	Band C
SWT-CM	50	30	750	£90	£100	£125



## PLANTER

CODE	W	D	H	STOCKED
SWT-PL	320	180	180	£250



## PLANTER WITH PLANTS

CODE	W	D	H	MTO
SWT-PLP	320	180	180	£425

### HANGING SCREEN



### CABLE TIDY



### DIVIDER



Orange (O)

Silver Grey (SG)

### REAR SCREEN



Orange (O)

Silver Grey (SG)

Please add fabric colour when ordering eg. **SWT-SPS** in Orange = **SWT-SPS-O**

# CREW

## MULTI-PURPOSE WORKTABLES & BENCHES

With its simplicity of form, combined with modern connectivity points, Crew tables provide a more modern, intelligent approach to table solutions in meeting rooms and breakout zones. Available in a number of sizes, shapes and wood finishes, the Crew table and bench combination provides the perfect answer for a less corporate modern office and promotes a more social aspect to the working day.



### STOCKED LAMINATE TOP FINISHES



Black (K)



White (WH)

(Worktables only)

### MADE-TO-ORDER LAMINATE TOP FINISHES



5 week  
lead time

### WORKTABLE OPTIONS - POWER BAR



2 x UK sockets  
and  
2 x USB (A&C) chargers



**SOCIAL  
SPACES**

Poseur/Meeting Tables



CODE	W	D	H	MTO
CTP-16	1600	800	1050	£1950
CTP-20L	2000	1000	1050	£2350

- Tops are manufactured from MDF with stylish chamfered edges
- Great for collaboration, work or break times


Dining/Meeting Tables



CODE	W	D	H	MTO
CT16	1600	800	755	£1700
CT20L	2000	1000	755	£2100

- Impact resistant chamfer edge with clear lacquer to match frame
- Solid oak leg frames with complementary bench seating

Upholstered Low Benches



Contrasting fabric buttons



CODE	W	D	H	Band A	Band B	Band C	Band D	Band E
CBU-14	1400	400	480	£942	£1057	£1094	£1143	£1192
CBU-18	1800	400	480	£996	£1119	£1155	£1205	£1252

- Solid wooden base and fully upholstered seat with buttons
- Great for collaboration, work or break times

MTO



Laminated MTO



Low bench

Please add table top colour when ordering eg. CTP-16 in White = CTP-16-WH



## How it works

Flexible environments that encourage collaboration and promote choice are simply more likely to foster a steady stream of good ideas that will ultimately be the differentiator between a business and its competitors.

Crew tables are now available with a full length power bar and coordinated accessories to provide the power of choice to people by creating flexible, fluid work areas.

**CTP-20L-WS1-O**

Poseur table with full length power bar in oak with 2 x UK sockets and 2 x USB (A&C) chargers



POSEUR TABLE WITH POWER BAR

CODE	W	D	H	STOCKED	MTO
CTP-20L-WS1-O	2000	1000	1150	£5300	£5300

## COORDINATE THE LOOK

WITH WORKTABLE ACCESSORIES TO SUIT ANY WORKSPACE



**CTP-20L-WS1-O**

Table with full length power bar in oak with 2 x UK sockets and 2 x USB (A&C) chargers

TABLE WITH POWER BAR

CODE	W	D	H	STOCKED	MTO
CT20L-WS1-O	2000	1000	805	£4200	£4200

STOCKED



Black (K)

White (WH)

MTO



Laminate MTO

Please add frame finish followed by table top colour when ordering eg. **CT20L-WS1-O** with Oak frame in Black = **CT20L-WS1-O-K**

# CREW

WORKTABLES & ACCESSORIES



**SWT-PLP**  
Planter box supplied with artificial plants




**SWT-SPR**  
Acoustic screen panel designed to fit in the power bar



**SWT-PL**  
Planter box supplied empty for you to add your own artificial plants

Please note: cable tray and mains lead to be ordered separately



## ACOUSTIC RAIL SCREEN

CODE	W	D	H	MTO
SWT-SPR	650	12	300	£200



## PLANTER

CODE	W	D	H	STOCKED
SWT-PL	320	180	180	£250



## PLANTER WITH PLANTS

CODE	W	D	H	MTO
SWT-PLP	320	180	180	£425

STOCKED



Orange (O)



Silver Grey (SG)

Please add fabric colour when ordering eg. **SWT-SPR** in Orange = **SWT-SPR-O**

# OTTO

## MULTI-PURPOSE TABLES & BENCHES


The Otto table and bench system offers a clever meeting space solution for any office breakout space with its hard-wearing table top and classic leg design. The table and bench combination avoids a mismatched look and adds a consistent look and feel to any space, and if you wish to enhance the look of the bench by including a touch of colour, fabric seat pads can be added to make them more comfortable.



### STOCKED MFC TOP FINISHES



Barcelona Walnut (**BW**)



Kendal Oak (**KO**)



White (**WH**)

### MADE-TO-ORDER LAMINATE TOP FINISHES



MADE TO ORDER

5 week lead time

### BASE FINISHES



Black (**K**)



Silver (**S**)



## Poseur Tables



CODE	W	D	H	STOCKED	MTO
PTAOT1200	1200	700	1190	£690	£970
PTAOT1800	1800	700	1190	£745	£1380

- Robust steel sub-frame with choice of silver or black powder coating
- Great for collaboration, work or break times

## Dining Tables



CODE	W	D	H	STOCKED	MTO
TAOT1200	1200	700	710	£530	£795
TAOT1800	1800	700	710	£583	£1060

- Robust steel sub-frame with choice of silver or black powder coating
- Great for collaboration, work or break times

## Benches



### WOODEN BENCHES

CODE	W	D	H	STOCKED	MTO
LB1050	1050	350	425	£371	£530
LB1650	1650	350	425	£477	£636
HB1050	1050	350	755	£460	£630
HB1650	1650	350	755	£575	£805

- Great for collaboration, work or break times

### UPHOLSTERED BENCHES

CODE	W	D	H	Band A	Band B	Band C	Band D	Band E
LBSP1050	1050	350	455	£424	£477	£530	£583	£636
LBSP1650	1650	350	455	£530	£583	£636	£689	£742
HBSP1050	1050	350	785	£575	£625	£675	£725	£775
HBSP1650	1650	350	785	£700	£750	£800	£850	£900

- Robust steel sub-frame with choice of silver or black powder coating



Black (K)



Silver (S)



Barcelona Walnut (BW)



Kendal Oak (KO)



White (WH)



Laminate MTO



Benches

# SLAB

## MULTI-PURPOSE TABLES & BENCHES

The Slab table and bench combination makes a real visual impact, with its stylish, chunky laminated top and leg panels that make it stand out in any breakout space or office canteen. The beauty of the Slab table and bench is all in the finish and colour. The table can be produced in a choice of laminate finishes and the bench seating can be complemented with an upholstered seat pad in a wide range of fabrics.



**SOCIAL  
SPACES**

### MADE-TO-ORDER LAMINATE FINISHES



5 week  
lead time

### CONFIGURE YOUR SLAB BENCH

Slab benches can be finished with 3 different options to suit any breakout or dining space

Select up to 3 laminate finishes to create the perfect look



Mono

Outer, inner laminate and edge detail all one colour



Duo

Outer & inner laminate one colour, with different colour edge detail



Trio

Outer, inner laminate and edge detail all different colours

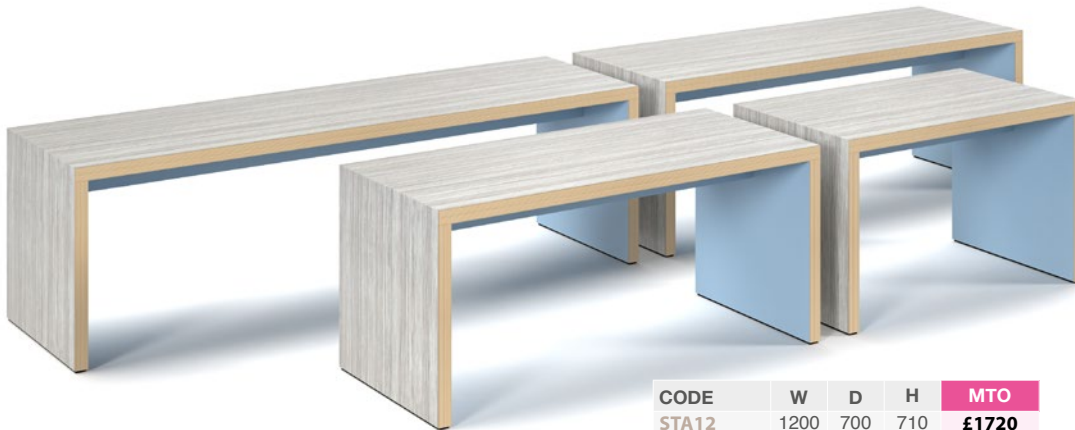
## Poseur Tables



CODE	W	D	H	MTO
SPTA12	1200	700	1050	£1658
SPTA16	1600	700	1050	£1781

- Combine the outer and inner laminate colours with a choice of edge details
- Lends itself perfectly to canteen, bar, meeting and breakout areas


## Dining Tables



CODE	W	D	H	MTO
STA12	1200	700	710	£1720
STA16	1600	700	710	£1965
STA20	2000	700	710	£2211
STA24	2400	700	710	£2455

- Combine the outer and inner laminate colours with a choice of edge details
- Lends itself perfectly to canteen, bar, meeting and breakout areas

## Benches



### WOODEN BENCHES

CODE	W	D	H	MTO
SB10	1000	350	460	£800
SB14	1400	350	460	£923
SB18	1800	350	460	£983
SB22	2200	350	460	£1045

- Lends itself perfectly to breakout areas

### UPHOLSTERED BENCHES

CODE	W	D	H	Band A	Band B	Band C	Band D	Band E
SBU10	1000	350	490	£860	£893	£923	£971	£1015
SBU14	1400	350	490	£1015	£1039	£1094	£1150	£1198
SBU18	1800	350	490	£1174	£1229	£1260	£1340	£1400
SBU22	2200	350	490	£1229	£1272	£1333	£1366	£1503

- Combine the outer and inner laminate colours with a choice of edge details



Laminate **MTO**



Low bench




# ENABLE

## MULTI-PURPOSE WORKTABLES

Enable table and benches are part of a bold and contemporary collection of furniture designed to make a real impact. Presenting a multitude layout options, the range of tables, stools will enable you to create a dynamic, collaborative area for the modern trend of agile working, providing an inspirational and welcoming work area which is fully customisable with power and data, lighting, plant life and much more.



### STOCKED MFC TOP FINISHES




Kendal Oak (O)



Onyx Grey (OG)




White (WH)



Volcanic Black  
V1200



Manhattan Grey  
VSR204



Royal White  
V11209

### MADE-TO-ORDER JUMBO LAMINATE FINISHES

### POWER READY - TOPS MADE-TO-ORDER



ECLIPSE - ENDD1  
RRP £570



AERO - APD2PINF/1S/1D/1T-K  
RRP £330



THOLUS - THL-2  
RRP £1680

Boardroom table tops with the suffix '-CO' are supplied with rectangular cutouts 132mm x 272mm routed into the tops in a central position on the Enable range of worktables, suitable for the above power modules (mains leads to be ordered separately). See pages 187-189 for more information.

## Single Worktable



CODE	W	D	H	STOCKED	MTO
ENT16-16	1600	1600	745	£1060	£1658
ENT16-16-CO	1600	1600	745	N/A	£1842

-CO with 132mm x 272mm cutout

- Promote creativity in the workplace with a table system that inspires
- Solid oak leg frames with complementary benches and stools

## Double Worktable



CODE	W	D	H	STOCKED	MTO
ENT32-16	3200	1600	745	£1696	£2764
ENT32-16-CO	3200	1600	745	N/A	£3009

-CO with 132mm x 272mm cutouts

- Promote creativity in the workplace with a table system that inspires
- Solid oak leg frames with complementary benches and stools

## Triple Worktable



CODE	W	D	H	STOCKED	MTO
ENT48-16	4800	1600	745	£2332	£3867
ENT48-16-CO	4800	1600	745	N/A	£4236

-CO with 132mm x 272mm cutouts

- Promote creativity in the workplace with a table system that inspires
- Solid oak leg frames with complementary benches and stools

STOCKED

MTO



Kendal Oak (KO)



Onyx Grey (OG)



White (WH)



Volcanic Black V1200



Manhattan Grey VSR204



Royal White V11209

Please add table top colour when ordering eg. ENT16-16 in Kendal Oak = ENT16-16-KO



# BOARDROOM TABLES

Boardroom tables provide modern executives with the distinctive impression of quality, precision & strength that makes a bold, visual statement in any boardroom. Table tops are designed to incorporate power and data capabilities, embracing the latest technology so you can break away from the predictable, old fashioned conference rooms and create new dimensions in boardroom design.



## PRODUCT SPECS

BS EN15372:2016 (selected products)



Product guarantee



Designed & manufactured

## OPTIONS



Available from stock



4 week lead time



Electrical accessories



# STYLES



Collection of tables shapes designed for each range



**ELEV8<sup>2</sup> TOUCH** PAGE 210



**ADAPT** PAGE 212



**FUZE** PAGE 214



**ARROW HEAD** PAGE 216



**TRUMPET BASE** PAGE 218



**ETERNAL** PAGE 220




**RADIAL LEG** PAGE 222




**ANSON** PAGE 223

## WOOD FINISHES


(Selected products)



Beech  
(B)



Barcelona Walnut  
(BW)




Oak  
(O)




White  
(WH)

## MADE-TO-ORDER

(Selected products)



Grey Oak  
(GO)



Walnut  
(W)

# ELEV8<sup>2</sup> TOUCH

## SIT-STAND BOARDROOM TABLES


The Elev8<sup>2</sup> Touch height adjustable tables combine unique design with versatility to transform corporate spaces like boardrooms into flexible meeting places. The majority of boardroom meeting are sedentary environments, so you can vary your position from sitting to standing allowing for a variety of postures to be more physically active throughout the meeting.



### STOCKED TOP FINISHES



Beech (B)




Oak (O)




White (WH)

### MADE-TO-ORDER TOP FINISHES



Grey Oak (GO)



Walnut (W)

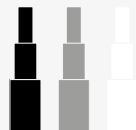
### WHY OPT FOR A SIT-STAND SOLUTION?



Twin Motors



Touch button



3 part leg



650-1250



39db

# ELEV8<sup>2</sup> TOUCH

SIT-STAND BOARDROOM TABLES

Rectangular Boardroom Table



CODE	W	D	H	STOCKED	MTO
EVTBT18	1800	1000	650-1250	£1633	£1683

- Rectangular table 1800mm long with adjustability from 650mm-1250mm
- Powerful twin motors raise and lower the table top at a 39db noise level

Add-on Unit



CODE	W	D	H	STOCKED	MTO
EVTBT18-AB	1800	1000	650-1250	£1451	£1496

- Extend into a modular boardroom table system with single add-on unit and brackets
- The three base columns of the straight and add-on table stay perfectly synced

Rectangular Boardroom Table



CODE	W	D	H	STOCKED	MTO
EVTBT20	2000	1000	650-1250	£1764	£1818

- Rectangular table 2000mm long with adjustability from 650mm-1250mm
- Powerful twin motors raise and lower the table top at a 39db noise level

Add-on Unit



CODE	W	D	H	STOCKED	MTO
EVTBT20-AB	2000	1000	650-1250	£1580	£1629

- Extend into a modular boardroom table system with single add-on unit and brackets
- The three base columns of the straight and add-on table stay perfectly synced

Boat Shape Boardroom Table



CODE	W	D	H	STOCKED	MTO
EVTBT24R	2400	800-1300	650-1250	£1828	£1884

- Radial boardroom table with 25mm tops available in a choice of five wood finishes
- Powerful twin motors raise and lower the table top at a 39db noise level

Radial End Boardroom Table



CODE	W	D	H	STOCKED	MTO
EVTBT24	2400	1000	650-1250	£1828	£1884

- Radial end boardroom table with 25mm tops and impact resistant ABS edging
- Powerful twin motors with a max weight loading of 160kg

FRAMES



STOCKED



MTO

3 week lead time



Please add frame finish followed by table top colour when ordering eg. EVTBT18 with Silver frame in Oak = EVTBT18-S-O



# ADAPT

## BENCH BOARDROOM TABLES

Beautifully designed and aesthetically pleasing, the Adapt boardroom table comprises a sturdy steel subframe and table tops which take on a floating appearance. Table legs can be shared, making it a cost effective and practical conference collection with robust customisable options for meeting room and boardroom needs.



### STOCKED TOP FINISHES




Beech (B)




White (WH)


### MADE-TO-ORDER TOP FINISHES



Grey Oak (GO)



Oak (O)



Walnut (W)

### POWER READY



**ECLIPSE - ENDD1**  
RRP £570



**AERO - APD2PINF/1S/1D/1T-K**  
RRP £330



**THOLUS - THL-2**  
RRP £1680

Boardroom table tops with the suffix '-CO' are supplied with rectangular cutouts 132mm x 272mm routed into the tops in a central position on the Adapt range of boardroom tables, suitable for the above power modules (mains leads to be ordered separately). See pages 187-189 for more information.

## Square Boardroom Tables



CODE	W	D	H	STOCKED	MTO
EBT1212	1200	1200	725	£799	£840
EBT1616	1600	1600	725	£981	£1007
EBT1616-CO	1600	1600	725	£981	£1007



-CO with 132mm x 272mm cutout

- Single square boardroom table with 25mm tops & impact resistant ABS edging
- Sturdy steel framework and bench tops which take on a floating appearance

## Add-on Units



CODE	W	D	H	STOCKED	MTO
EBT1212-AB	1200	1200	725	£526	£539
EBT1616-AB	1600	1600	725	£687	£705
EBT1616-AB-CO	1600	1600	725	£687	£705



-CO with 132mm x 272mm cutout

- Single straight add-on table with 25mm tops & impact resistant ABS edging
- Recessed leg is positioned in the centre of the tables and can be extended

## Rectangular Boardroom Tables



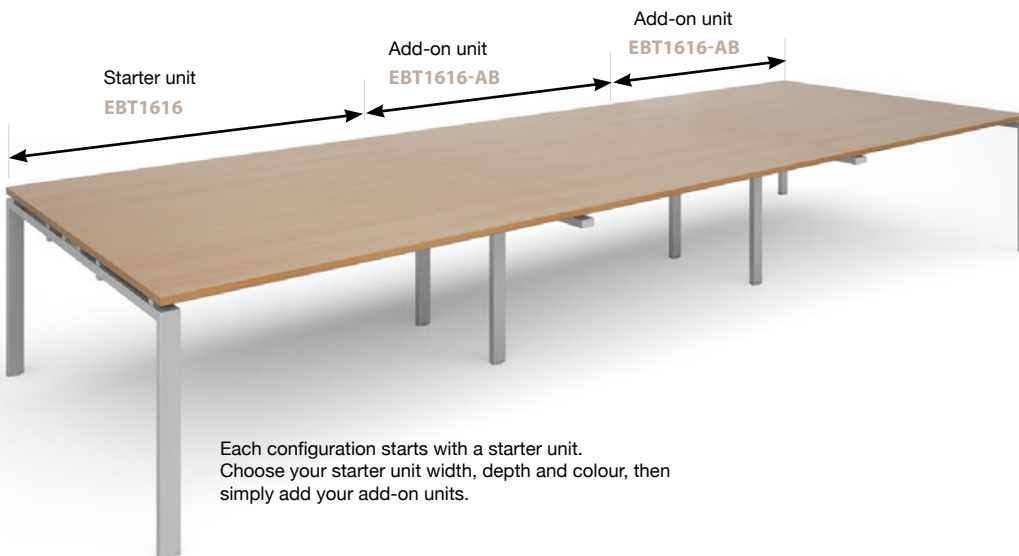
CODE	W	D	H	STOCKED	MTO
EBT2412	2400	1200	725	£1241	£1359
EBT3216	3200	1600	725	£1568	£1710
EBT3216-CO	3200	1600	725	£1568	£1710




-CO with 132mm x 272mm cutouts

- Rectangular boardroom table with 25mm tops & impact resistant ABS edging
- Extended sturdy steel framework and bench tops which take on a floating appearance

## How-to-guide



Each configuration starts with a starter unit. Choose your starter unit width, depth and colour, then simply add your add-on units.



FRAMES			STOCKED		3 week lead time	MTO		
Black (K)	Silver (S)	White (WH)	Beech (B)	White (WH)	Grey Oak (GO)	Oak (O)	Walnut (W)	

Please add frame finish followed by table top colour when ordering eg. EBT1616 with Silver frame in Beech = EBT1616-S-B

# FUZE

## MODULAR BOARDROOM TABLES


Fuze exemplifies elegance, providing a sophisticated boardroom table design which is the perfect answer for a less corporate modern office. The simple, flexible design naturally assimilates to the task or application at hand and the solid oak legs are built to last. Fuze's clean, functional lines and co-ordinated table top finish options offer everything you need to be inspired and productive.




### STOCKED TOP FINISHES



White (WH)



Grey Oak (GO)



Oak (O)



White/Oak Edge (WO)

### MADE-TO-ORDER TOP FINISHES

### POWER READY



**ECLIPSE - ENDD1**  
RRP £570



**AERO - APD2PINF/1S/1D/1T-K**  
RRP £330



**THOLUS - THL-2**  
RRP £1680

Boardroom table tops with the suffix '-CO' are supplied with rectangular cutouts 132mm x 272mm routed into the tops in a central position on the Fuze range of boardroom tables, suitable for the above power modules (mains leads to be ordered separately). See pages 187-189 for more information.



# FUZE

MODULAR BOARDROOM TABLES


## Square Boardroom Tables



CODE	W	D	H	STOCKED	MTO	
FZBT1616	1600	1600	725	£1090	£1124	-CO with 132mm x 272mm cutout
FZBT1616-CO	1600	1600	725	£1090	£1124	

- Single square boardroom table with 25mm tops and steel framework
- Solid oak leg frame provides a modern, stylish twist on boardroom tables

## Add-on Units



CODE	W	D	H	STOCKED	MTO	
FZBT1616-AB	1600	1600	725	£682	£704	-CO with 132mm x 272mm cutout
FZBT1616-AB-CO	1600	1600	725	£682	£704	

- Single straight add-on unit square table with 25mm tops & solid oak leg frame
- Recessed leg is positioned in the centre of the tables and can be extended


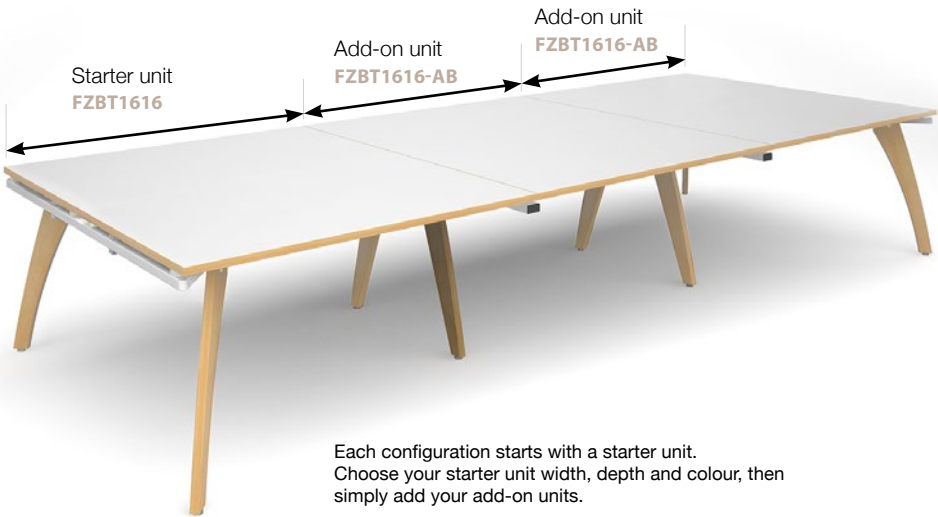
## Rectangular Boardroom Tables



CODE	W	D	H	STOCKED	MTO	
FZBT3216	3200	1600	725	£1770	£1825	-CO with 132mm x 272mm cutouts
FZBT3216-CO	3200	1600	725	£1770	£1825	

- Rectangular boardroom table with 25mm tops and steel framework
- Solid oak leg frame provides a modern, stylish twist on boardroom tables

## How-to-guide



Each configuration starts with a starter unit. Choose your starter unit width, depth and colour, then simply add your add-on units.

### FRAMES



White (WH)

### STOCKED



White (WH)

3 week lead time

### MTO



Grey Oak (GO)



Oak (O)



White/Oak (WO)

Please add frame finish followed by table top colour when ordering eg. FZBT1616 with White frame in White/Oak = FZBT1616-WH-WO

# ARROW HEAD

## ARROW HEAD BOARDROOM TABLES

Simply designed to ensure core functionality, Arrow Head offers versatile tables in a variety of shapes and finishes to suit any boardroom or meeting setting. The Arrow Head leg design offers rigidity and strength with its clean cut lines and balanced proportions. Single tables can be used individually for meetings, or several tables can be grouped together to achieve various room layouts.



### STOCKED TOP FINISHES




Beech (B)




White (WH)


### MADE-TO-ORDER TOP FINISHES



Grey Oak (GO)



Oak (O)



Walnut (W)

### POWER READY



**ECLIPSE - ENDD1**  
RRP £570



**AERO - APD2PINF/1S/1D/1T-K**  
RRP £330



**THOLUS - THL-2**  
RRP £1680

Boardroom table tops with the suffix '-CO' are supplied with rectangular cutouts 132mm x 272mm routed into the tops in a central position on the Arrow Head range of boardroom tables, suitable for the above power modules (mains leads to be ordered separately). See pages 187-189 for more information.

# ARROWHEAD

BOARDROOM TABLES

## Rectangular Boardroom Tables



CODE	W	D	H	STOCKED	MTO
EB18	1800	1000	725	£572	£590
EB20	2000	1000	725	£611	£631
EB18-CO	1800	1000	725	£572	£590
EB20-CO	2000	1000	725	£611	£631



-CO with 132mm x 272mm cutout

- Rectangular boardroom table with 25mm tops & impact resistant ABS edging
- Additional modular extensions enable a variety of configurations

## Boat Shape Boardroom Table



CODE	W	D	H	STOCKED	MTO
ERB24	2400	800-1300	725	£817	£840

- Radial boardroom table with 25mm tops & impact resistant ABS edging
- Boat shaped table top available in a choice of five wood finishes

## Radial End Boardroom Table



CODE	W	D	H	STOCKED	MTO
EB24	2400	1000	725	£785	£808
EB24-CO	2400	1000	725	£785	£808



-CO with 132mm x 272mm cutout

- Radial end boardroom table with 25mm tops & impact resistant ABS edging
- Curved table top with arrow head panel legs and adjustable foot levellers

## Circular Meeting Table



CODE	W	D	H	STOCKED	MTO
RT12	1200	1200	725	£329	£338

- Circular meeting table with 25mm tops & impact resistant ABS edging
- Free standing table with cruciform legs

## Radial Extension Table



CODE	W	D	H	STOCKED	MTO
EB10D	1000	1000	725	£328	£338

- Radial boardroom extension table with 25mm tops & ABS edging
- To be used together with the rectangular boardroom table and square extensions

## Square Extension Table



CODE	W	D	H	STOCKED	MTO
EB10	1000	1000	725	£294	£338

- Square boardroom extension table with 25mm tops & ABS edging
- To be used together with the rectangular boardroom table and radial extensions

STOCKED

MTO



Beech (B)

White (WH)

3 week lead time



Grey Oak (GO)

Oak (O)

Walnut (W)

Please add table top colour when ordering eg. EB18 in Grey Oak = EB18GO



# TRUMPET BASE

## TRUMPET BASE BOARDROOM TABLES

Our trumpet base tables are a modern solution for any boardroom featuring a robust, weighted circular base available in silver, white or chrome that offers the ultimate in strength and durability. Curved and straight table tops are available in a choice of five colour finishes to present your company in the best possible way, whether the need calls for impromptu meetings or creative collaboration.



### STOCKED TOP FINISHES




Beech (B)




White (WH)


### MADE-TO-ORDER TOP FINISHES



Grey Oak (GO)



Oak (O)



Walnut (W)

### POWER READY



**ECLIPSE - ENDD1**  
RRP £570



**AERO - APD2PINF/1S/1D/1T-K**  
RRP £330



**THOLUS - THL-2**  
RRP £1680

Boardroom table tops with the suffix '-CO' are supplied with rectangular cutouts 132mm x 272mm cutouts routed into the tops in a central position on the Trumpet Base range of boardroom tables, suitable for the above power modules (mains leads to be ordered separately). See pages 187-189 for more information.

# TRUMPET BASE

BOARDROOM TABLES

## Rectangular Boardroom Tables



CODE	W	D	H	STOCKED	MTO
TB18	1800	1000	725	£820	£840
TB20	2000	1000	725	£860	£880
TB18-CO	1800	1000	725	£820	£840
TB20-CO	2000	1000	725	£860	£880



-CO with 132mm x 272mm cutout

- Rectangular tables 1000mm with 25mm tops & impact resistant ABS edging
- Additional modular extensions enable a variety of configurations

## Radial End Boardroom Table



CODE	W	D	H	STOCKED	MTO
TB24	2400	1000	725	£1117	£1150
TB24-CO	2400	1000	725	£1117	£1150



-CO with 132mm x 272mm cutout

- Radial end table 1000mm with 25mm tops & impact resistant ABS edging
- Curved table top with steel trumpet base weighted for stability

## Circular Boardroom Table



CODE	W	D	H	STOCKED	MTO
TB10C	1000	1000	725	£550	£570

- Circular tables with 25mm tops & impact resistant ABS edging
- Free standing table 1000mm with 680mm diameter, weighted trumpet base

## Circular Boardroom Table



CODE	W	D	H	STOCKED	MTO
TB12C	1200	1200	725	£605	£620

- Circular tables with 25mm tops & impact resistant ABS edging
- Free standing table 1200mm with 680mm diameter, weighted trumpet base

## Radial Extension Table



CODE	W	D	H	STOCKED	MTO
TB10D	1000	1000	725	£460	£470

- Radial end extension table with 25mm tops & impact resistant ABS edging
- To be used together with the rectangular boardroom table and square extensions

## Square Extension Table



CODE	W	D	H	STOCKED	MTO
TB10	1000	1000	725	£425	£440

- Square extension table 1000mm with 25mm tops & impact resistant ABS edging
- Can be used as a stand alone table or as a table extension

### FRAMES

### STOCKED

### MTO



Chrome (C)



Silver (S)



White (WH)



Beech (B)



White (WH)

3 week lead time



Grey Oak (GO)



Oak (O)



Walnut (W)

Please add frame finish followed by table top colour when ordering eg. TB10 with Silver frame in Oak = TB10-S-O


# ETERNAL

## BOARDROOM TABLES

Eternal is a sophisticated boardroom table collection with robust customisable options for all your meeting room needs. Many sizes, shapes, and details let you tailor the look for formal or casual settings, with stylish flat circular bases and cylindrical columns, tops available in five finishes, and integrated power options which makes Eternal a practical choice for supporting technology.



### STOCKED TOP FINISHES




Beech (B)




White (WH)


### MADE-TO-ORDER TOP FINISHES



Grey Oak (GO)



Oak (O)



Walnut (W)

### POWER READY



**ECLIPSE - ENDD1**  
RRP £570



**AERO - APD2PINF/1S/1D/1T-K**  
RRP £330



**THOLUS - THL-2**  
RRP £1680



**PIXEL - PX-1**  
RRP £330



**PLUTO - PL-2**  
RRP £525



**INCA - 79-1**  
RRP £550

Boardroom table tops with the suffix '-CO' are supplied with either a rectangular 272mm x 132mm cutout or 80mm diameter cutout routed into the tops in a central position on the Eternal range of boardroom tables, suitable for the above power modules (mains leads to be ordered separately). See pages 182-189 for more information.



## Rectangular Boardroom Tables



CODE	W	D	H	STOCKED	MTO
ETN18	1800	1000	725	£815	£840
ETN20	2000	1000	725	£860	£890
ETN18-CO	1800	1000	725	£815	£840
ETN20-CO	2000	1000	725	£860	£890



-CO with 132mm x 272mm cutout

- Rectangular tables 1000mm with 25mm tops & impact resistant ABS edging
- Additional modular extensions enable a variety of configurations

## Radial End Boardroom Tables



CODE	W	D	H	STOCKED	MTO
ETN24	2400	1000	725	£1117	£1150
ETN24-CO	2400	1000	725	£1117	£1150




-CO with 132mm x 272mm cutout

- Radial end table 1000mm with 25mm tops & impact resistant ABS edging
- Curved table top with steel trumpet bases weighted for stability

## Circular Boardroom Tables



CODE	W	D	H	STOCKED	MTO
ETN10C	1000	1000	725	£550	£570
ETN10C-CO	1000	1000	725	£665	£680



-CO with 80mm diameter cutout

- Circular tables with 25mm tops & impact resistant ABS edging
- Free standing table 1000mm with flat circular 680mm diameter base

## Circular Boardroom Tables



CODE	W	D	H	STOCKED	MTO
ETN12C	1200	1200	725	£610	£625
ETN12C-CO	1200	1200	725	£720	£740



-CO with 80mm diameter cutout

- Circular tables with 25mm tops & impact resistant ABS edging
- Free standing table 1200mm with flat circular 680mm diameter base

## Radial Extension Table



CODE	W	D	H	STOCKED	MTO
ETN10D	1000	1000	725	£460	£477

- Radial end extension table with 25mm tops & impact resistant ABS edging
- To be used together with the rectangular boardroom table and square extensions

## Square Extension Tables



CODE	W	D	H	STOCKED	MTO
ETN10	1000	1000	725	£425	£450
ETN10-CO	1000	1000	725	£540	£560



-CO with 80mm diameter cutout

- Square extension table 1000mm with 25mm tops & ABS edging
- Can be used as a stand alone table or as a table extension

### FRAMES



Black (K)    Brushed Steel (BS)

### STOCKED



Beech (B)    White (WH)

3 week lead time

### MTO



Grey Oak (GO)    Oak (O)    Walnut (W)

Please add frame finish followed by table top colour when ordering eg. ETN18 with Black frame in Grey Oak = ETN18-K-GO

# RADIAL LEG

BOARDROOM TABLES



Radial leg tables are defined by clean lines and a simple leg design which provide a place to gather, an area to create, or a spot to focus. Simplistic yet robust, the round tubular screw in legs, available in chrome, silver, black and white, complement the 25mm table tops to suit any intended space, with a choice of 3 boardroom tables sizes to meet the demands of any user group.

Circular and radial end meeting tables with radial screw-in legs

Can also be used as a cafe/dining table in any workplace setting

Curved table top for boardrooms with six radial screw-in legs

Radial end table with 25mm tops & impact resistant ABS edging



CODE	DESCRIPTION	W	D	H	RRP
<b>DRL1000C</b>	Circular	1000	1000	725	<b>£387</b>
<b>DRL1200C</b>	Circular	1200	1200	725	<b>£414</b>
<b>DRL2400</b>	Radial end	2400	1000	725	<b>£493</b>



Please add leg finish followed by table top colour when ordering eg. **DRL2400** with Black legs in Oak = **DRL2400-K-O**



# ANSON

BOARDROOM TABLES



The boardroom is an integral part of any office and it's the room where it all happens and the Anson range of boardroom tables provide attendees with the distinctive impression of quality, precision & strength that makes a bold, visual statement in any conference room. Create the right impression for customers, employees, important business contacts, interviewees, and showcase the business in the best possible way with Anson tables.

Makes a bold, visual statement in any conference room and create a space with a beautiful aesthetic

Circular, square and rectangular table top options with clean lines and an elegant, sleek design

Offer a versatile whole room solution and bring a timeless appeal to the executive space

Two-tone designer leg frames complement the stylish Barcelona Walnut table tops



CODE	DESCRIPTION	W	D	H	RRP
ANS-TBC12	Circular	1200	1200	725	£1200
ANS-TBS12	Square	1200	1200	725	£1200
ANS-TBR22	Rectangular	2200	1200	725	£1400



Barcelona Walnut (BW)

Please add table top colour when ordering eg. **ANS-TBS12** in Barcelona Walnut = **ANS-TBS12-BW**



# MODULAR MEETING TABLES

Meeting room tables offer the ability to quickly and easily configure a room to meet the demands of any user group, with a selection of leg styles and frames that can be folded quickly and easily to store away when not in use. From private workspaces to collaborative gathering points, the clean, functional lines and vast mix of configuration options offer everything needed for employees to be inspired and productive.



## PRODUCT SPECS

BS EN15372:2016 (selected products)



Product guarantee



Designed & manufactured

## OPTIONS



Available from stock

## STYLES

---

RECTANGULAR

SQUARE

SEMI  
CIRCULAR

Collection of tables shapes designed for each range



**DELUXE FLIPTOP** PAGE 226



**FLIPTOP** PAGE 228



**STRAIGHT FOLDING LEG** PAGE 230



**CURVED FOLDING LEG** PAGE 232




**RADIAL LEG** PAGE 234




**FLEXI 25** PAGE 236

## WOOD FINISHES


---



Beech  
(B)



Grey Oak  
(GO)



Oak  
(O)



White  
(WH)

# DELUXE FLIPTOP

## MODULAR MEETING TABLES


Our deluxe fliptop tables allow you to create dynamic spaces for people to easily meet and collaborate. The full tilting underframe and user friendly, pivoted release mechanism ensures a smooth, controlled flipping action, with heavy duty castors that lock securely into place when tables are in use, and allow for easy manoeuvrability when the fliptop tables are nested together for convenient storage.




### STOCKED TOP FINISHES



Beech  
(B)



Grey Oak  
(GO)



Oak  
(O)



White  
(WH)

### FRAME FINISHES



Black (K)



Silver (S)



White (WH)



# DELUXE FLIPTOP

MODULAR MEETING TABLES

## Rectangular Deluxe Fliptop Tables




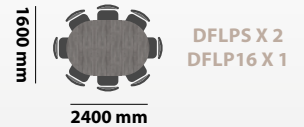
CODE	W	D	H	RRP
<b>DFLP12</b>	1200	800	725	<b>£727</b>
<b>DFLP14</b>	1400	800	725	<b>£739</b>
<b>DFLP16</b>	1600	800	725	<b>£783</b>

- Rectangular tables 800mm deep with a folding table top for easy storage
- Fliptop to manoeuvre between tight spaces and nest together

## Semi-Circular Deluxe Fliptop Table



### Example layouts



CODE	W	D	H	RRP
<b>DFLPS</b>	1600	800	725	<b>£818</b>

- Semi-circular tables 800mm deep with a tilting frame for easy storage
- Modular tables for multiple configurations with lockable castors

## Nesting Deluxe Fliptop Tables



215mm gap in between tables when nested together



Black (K)



Silver (S)



White (WH)



Beech (B)



Grey Oak (GO)



Oak (O)



White (WH)

Please add frame finish followed by table top colour when ordering eg. **DFLP16** with White frame in Grey Oak = **DFLP16-WH-GO**

# FLIPTOP

## MODULAR MEETING TABLES


Fliptop tables are an excellent choice for conference, office, meeting and training facilities with the ability to quickly and easily configure a room. Incorporating a simple, thumb wheel release mechanism, the fliptop table frames provide a reliable, cost-effective and space saving solution within all workplace environments. Then you can simply fold down and roll away until needed again.




### STOCKED TOP FINISHES



Beech  
(B)



Grey Oak  
(GO)



Oak  
(O)



White  
(WH)

### FRAME FINISHES



Silver (S)

# FLIPTOP

MODULAR MEETING TABLES

## Rectangular Fliptop Tables



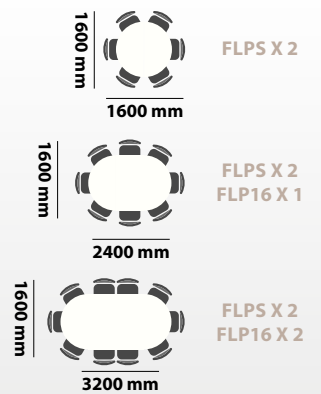
CODE	W	D	H	RRP
FLP12	1200	800	725	£422
FLP14	1400	800	725	£437
FLP16	1600	800	725	£465

- Rectangular tables 800mm deep with a folding table top for easy storage
- Fliptop to manoeuvre between tight spaces and nest together

## Semi-Circular Fliptop Table



### Example layouts



CODE	W	D	H	RRP
FLPS	1600	800	725	£481

- Semi-circular tables 800mm deep with a tilting frame for easy storage
- Modular tables for multiple configurations with lockable castors

## Fliptop Tilting Underframe



215mm gap in between tables when nested together



Silver (S)



Beech (B)



Grey Oak (GO)



Oak (O)



White (WH)

Please add frame finish followed by table top colour when ordering eg. **FLP16** with Silver frame in White = **FLP16-S-WH**



# STRAIGHT LEG

## FOLDING MODULAR MEETING TABLES


Straight folding leg tables combine simplistic good looks with versatility and are ideal for use in meeting rooms, conference suites and exhibitions. A click button mechanism on the underside of the table means the folding frame, available in different finish options, can be folded neatly within the footprint of the table top, offering easy manoeuvrability and convenient storage.




### STOCKED TOP FINISHES



Beech  
(B)



Grey Oak  
(GO)



Oak  
(O)



White  
(WH)

### FRAME FINISHES



Black (K)



Chrome (C)



Silver (S)



White (WH)

# STRAIGHT LEG

FOLDING MODULAR MEETING TABLES

## Rectangular Folding Leg Tables



CODE	W	D	H	RRP
<b>SFL1200</b>	1200	800	725	<b>£431</b>
<b>SFL1400</b>	1400	800	725	<b>£445</b>
<b>SFL1600</b>	1600	800	725	<b>£463</b>
<b>SFL1800</b>	1800	800	725	<b>£520</b>

- Rectangular tables 800mm deep with folding tubular legs
- Folding frame for easy handling and storage when not in use

## Semi-Circular Folding Leg Table



### Example layouts



CODE	W	D	H	RRP
<b>SFL1600S</b>	1600	800	725	<b>£519</b>

- Semi-circular tables 800mm deep with folding tubular straight frame
- Modular tables for multiple configurations with steel frame and legs

## Straight Folding Legs Storage



**STACKING HEIGHT**  
125mm per table  
Stack up to 12 high (1.5m)



Black (K)



Chrome (C)



Silver (S)



White (WH)



Beech (B)



Grey Oak (GO)



Oak (O)



White (WH)

Please add frame finish followed by table top colour when ordering eg. **SFL1600** with Black frame in Grey Oak = **SFL1600-K-GO**


# CURVED LEG

## FOLDING MODULAR MEETING TABLES


Curved folding leg tables combine stylish good looks with versatility and are ideal for use in meeting rooms, conference suites and exhibitions. When folded, the tables stack together neatly for easy storage. The frame design also offers sufficient leg room for users when sat around the tables, and can be used stand-alone or together with the rectangular and semi-circular tables to create your layout.




### STOCKED TOP FINISHES



Beech  
(B)



Grey Oak  
(GO)



Oak  
(O)



White  
(WH)

### FRAME FINISHES



Black (K)



Chrome (C)



Silver (S)



White (WH)



# CURVED LEG

FOLDING MODULAR MEETING TABLES

## Rectangular Folding Leg Tables



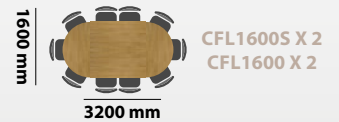
CODE	W	D	H	RRP
<b>CFL1200</b>	1200	800	725	<b>£431</b>
<b>CFL1400</b>	1400	800	725	<b>£445</b>
<b>CFL1600</b>	1600	800	725	<b>£463</b>
<b>CFL1800</b>	1800	800	725	<b>£520</b>

- Rectangular tables 800mm deep with folding tubular curved frame
- Folding frame for easy handling and storage when not in use

## Semi-Circular Folding Leg Table



### Example layouts



CODE	W	D	H	RRP
<b>CFL1600S</b>	1600	800	725	<b>£519</b>

- Semi-circular tables 800mm deep with folding tubular curved frame
- Modular tables for multiple configurations with steel frame and legs

## Curved Folding Leg Mechanism



Please add frame finish followed by table top colour when ordering eg. **CFL1600** with White frame in Oak = **CFL1600-WH-O**

# RADIAL LEG

## MODULAR MEETING TABLES

Radial leg tables are defined by clean lines and a simple leg design which provide a place to gather, an area to create, or a spot to focus. Simplistic yet robust, the round tubular screw in legs, available in chrome, silver, black and white, complement the 25mm table tops to suit any intended space, with a variety of configurations to meet the demands of any user group.




### STOCKED TOP FINISHES




Barcelona Walnut (BW)




Beech (B)



Grey Oak (GO)



Kendal Oak (KO)



Oak (O)



Onyx Grey (OG)



White (WH)

### FRAME FINISHES



Black (K)



Chrome (C)



Silver (S)




White (WH)

# RADIAL LEG

MODULAR MEETING TABLES

## Straight Radial Leg Tables



CODE	W	D	H	RRP
<b>DRL800</b>	800	800	725	<b>£304</b>
<b>DRL1200</b>	1200	800	725	<b>£313</b>
<b>DRL1400</b>	1400	800	725	<b>£333</b>
<b>DRL1600</b>	1600	800	725	<b>£355</b>
<b>DRL1800</b>	1800	800	725	<b>£412</b>

- Straight tables 800mm deep with radial legs
- Deluxe radial legs which screw into the table tops to suit any meeting space

## Semi-Circular Radial Leg Table




### Example layouts



CODE	W	D	H	RRP
<b>DRL1600S</b>	1600	800	725	<b>£412</b>

- Semi-circular tables 800mm deep with radial screw-in legs
- Modular tables for multiple configurations with 60mm diameter legs

## How-to Guide



Black (K) Chrome (C) Silver (S) White (WH) Barcelona Walnut (BW) Beech (B) Grey Oak (GO) Kendal Oak (KO) Oak (O) Onyx Grey (OG) White (WH)

Please add leg finish followed by table top colour when ordering eg. **DRL1600** with Black legs in Barcelona Walnut = **DRL1600-K-BW**




# FLEXI 25

## MODULAR MEETING TABLES


Our flexible meeting table solutions are suitable for a wide range of applications to cater for all of your office needs. Offering complete mobility and functionality, our Flexi tables are solid, reliable and built to last. Available in a wide range of sizes, 25mm table top finishes and with a choice of silver or graphite powder coated steel frames, Flexi tables can be used in multiple combinations for all styles of meetings.



### STOCKED TOP FINISHES



### FRAME FINISHES



# FLEXI 25

MODULAR MEETING TABLES

## Silver Leg Flexi-Tables



CODE	W	D	H	RRP
FLT800-S	800	800	725	£170
FLT1200-S	1200	800	725	£181
FLT1400-S	1400	800	725	£197
FLT1600-S	1600	800	725	£212
FLT1800-S	1800	800	725	£228

- 800mm deep tables with silver frame supplied flat packed
- Spiral stacking option for easy, convenient storage

## Graphite Leg Flexi-Tables



CODE	W	D	H	RRP
FLT800-G	800	800	725	£170
FLT1200-G	1200	800	725	£181
FLT1400-G	1400	800	725	£197
FLT1600-G	1600	800	725	£212
FLT1800-G	1800	800	725	£228

- 800mm deep tables with graphite frame supplied flat packed
- Spiral stacking option for easy, convenient storage

## Spiral Stacking



**STACKING HEIGHT**  
Offset stacking up to 8 high  
(1125mm high)



Graphite (G)



Silver (S)



Beech (B)



Grey Oak (GO)



Oak (O)



White (WH)

Please add frame finish followed by table top colour when ordering eg. FLT1600-S with Silver frame in Oak = FLT1600-S-O

# TABLE LINK

MECHANISM



The table linking mechanism allows you to easily connect and disconnect multiple meeting tables in no time flat, ensuring a tight, stable and level conference table combination to complement any meeting space. The low profile design of the linking mechanism quickly and easily locks into place and can be used with fliptop, folding leg and radial leg tables of all shapes and sizes.

Easy to fit table top linking mechanism with a quick release mechanism

Use when creating table configurations to ensure the table tops are level

Can be used with fliptop, folding leg and radial leg tables

Linking device for use with meeting table configurations



CODE	DESCRIPTION	RRP
TVLOCK	Table link	£40



Black



# MOBY

MOBILE MEDIA UNIT



Catering to modern day office needs, the Moby mobile multi-media unit has all you can ask for in good looks as well as practicality. Moby makes it easy to collaborate and share information in presentations, brainstorming, or classroom settings. Sturdy, strong and easy to move around, it can be used with a TV up to 52", with power module and removable side panels for access to power and hiding unsightly wires.

Optimise the time spent in meetings or presentations in the modern office

TV bracket offers the ideal mounting space for screens TV's from 17-37.5" (TV not included)

Power module, TV bracket and shelf for a multi-functional flexible unit

Supplied with internal power module with 2 x UK plug and HDMI socket



CODE	DESCRIPTION	W	D	H	MTO
MBY808-WHO-BK	Unit with shelf, power module and tv bracket	800	500	1800	£1500

6 week lead time





# CAFE & DINING TABLES

Dining tables bring people together, inspiring conversation and collaboration. Whether it's to grab a bite to eat or engage in lively conversation, the range of dining tables are perfect for cafes, lounges, canteens - anywhere people gather. The extremely versatile and very adaptable tables offer users a comfortable dining position for eating or alternatively for some time away from your desk working.



## PRODUCT SPECS



Product guarantee



Designed & manufactured

## OPTIONS



Available from stock



4 week lead time



Electrical accessories

## STYLES

RECTANGULAR

SQUARE

CIRCULAR

SHIELD

Collection of tables shapes designed for each range



**MONZA** PAGE 242



**BRESCIA** PAGE 248



**EROS** PAGE 248



**PISA** PAGE 250



**GENOA** PAGE 253




**ROMA** PAGE 254




**LAPTOP** PAGE 255


## STOCKED WOOD FINISHES




Barcelona Walnut (**BW**)




Beech (**B**)



Grey Oak (**GO**)



Kendal Oak (**KO**)



Oak (**O**)



White (**WH**)




# MONZA

## COFFEE, DINING & POSEUR TABLES


Classic, contemporary and refined are the words most often used to describe the Monza range. Tables are available in coffee and poseur table formats as well as standard height meeting or dining tables. With its slim profile base and tubular column, Monza has a timeless design that never goes out of style, and the choice of circular, square or rectangular tops allows for customisation of design and function.




### FINISHES




Barcelona Walnut (BW)




Beech (B)



Grey Oak (GO)



Kendal Oak (KO)



Oak (O)



White (WH)



4 week lead time

### BASE FINISHES



Black (K)



Brushed Steel (BS)



White (WH)


# MONZA

COFFEE, DINING & POSEUR TABLES

## Circular Tables with Flat Round Base

CODE	DESCRIPTION	W	D	H	STOCKED	MTO
MCC800	Coffee	800	800	490	£355	£636
MDC800	Dining	800	800	725	£355	£742
MPC800	Poseur	800	800	1110	£422	£848

- Circular tables with 25mm table top
- Single column with flat round base



## Square Tables with Flat Round Base

CODE	DESCRIPTION	W	D	H	STOCKED	MTO
MCS800	Coffee	800	800	490	£355	£742
MDS800	Dining	800	800	725	£404	£848
MPS800	Poseur	800	800	1110	£530	£954

- Square table with 25mm table top
- Single column with flat round base



## Rectangular Tables with Flat Round Bases

CODE	W	D	H	STOCKED	MTO	CODE	W	D	H	STOCKED	MTO	CODE	W	D	H	STOCKED	MTO
MPR1200	1200	800	1110	£731	£1166	MDR1200	1200	800	725	£649	£1060	MCR1200	1200	800	490	£621	£954
MPR1400	1400	800	1110	£761	£1272	MDR1400	1400	800	725	£677	£1166	MCR1400	1400	800	490	£649	£1060
MPR1600	1600	800	1110	£789	£1378	MDR1600	1600	800	725	£704	£1272	MCR1600	1600	800	490	£677	£1166
MPR1800	1800	800	1110	£816	£1484	MDR1800	1800	800	725	£731	£1378	MCR1800	1800	800	490	£704	£1272

- Rectangular poseur table with 25mm table top
- Double column with flat round base



BASES



STOCKED



MTO



Black (K) | Brushed Steel (BS) | White (WH) | Barcelona Walnut (BW) | Beech (B) | Grey Oak (GO) | Kendal Oak (KO) | Oak (O) | White (WH) | Laminate

Please add base finish followed by table top colour when ordering eg. MDR1600 with White base in Kendal Oak = MDR1600-WH-KO

# POWER READY

## POWER READY CAFE & DINING TABLES

Furniture and equipment that allows quick set-up and connections is a high priority so people can pick up where they left off in another working area. Table tops with circular cutouts are designed to incorporate power and data capabilities to transform office canteens and dining spaces, where employees can take their laptops, tablets and phones with them for a more connected, advanced working environment.



### STOCKED MFC TOP FINISHES



Beech (B)



White (WH)

### MADE-TO-ORDER TOP FINISHES



4 week  
lead time

### BASE FINISHES



Brushed Steel (B5)




## Circular Tables with Cutouts

CODE	DESCRIPTION	W	D	H	STOCKED	MTO
MCC800-CO	Coffee	800	800	480	£459	£742
MDC800-CO	Dining	800	800	725	£459	£848
MPC800-CO	Poseur	800	800	1110	£542	£954

- Circular 800mm table with 80mm central cutout for power modules
- Single column with flat round base



Power Modules



Please note:  
Mains lead to be ordered separately

CODE	DESCRIPTION	W	D	H	RRP
ION-1-K	Black	100	100	2	£75
ION-1-WH	White	100	100	2	£75

- Ultra-compact Ion power unit to fit in 80mm table cutout
- 1 x UK socket, 1 x USB Charger (type A)

BASE

STOCKED

MTO



Brushed Steel (BS)



Beech (B)



White (WH)



Laminate

Please add base finish followed by table top colour when ordering eg. MCC800-CO with Brushed Steel base in Beech = MCC800-CO-BS-B

# BRESCIA

## COFFEE, DINING & POSEUR TABLES

The Brescia collection of tables features simple, contemporary lines and its expansive product offering supports virtually any workplace environment. Brescia tables are offered in a variety of sizes, shapes and heights. Supporting the 25mm table tops, available in 6 finishes, is a matching central column and slim square base which wouldn't look out of place in any modern workplace.



### FINISHES




Barcelona Walnut (BW)




Beech (B)



Grey Oak (GO)



Kendal Oak (KO)



Oak (O)



White (WH)



4 week lead time

### BASE FINISHES



Black (K)



Brushed Steel (BS)



White (WH)

# BRESCIA

COFFEE, DINING & POSEUR TABLES

## Circular Tables with Flat Square Base

CODE	DESCRIPTION	W	D	H	STOCKED	MTO
BCC800	Coffee	800	800	490	£340	£636
BDC800	Dining	800	800	725	£340	£742
BPC800	Poseur	800	800	1110	£408	£848


- Circular tables with 25mm table top
- Single column with flat square base



## Square Tables with Flat Square Base

CODE	DESCRIPTION	W	D	H	STOCKED	MTO
BCS800	Coffee	800	800	490	£340	£742
BDS800	Dining	800	800	725	£386	£848
BPS800	Poseur	800	800	1110	£508	£954

- Square table with 25mm table top
- Single column with flat square base



## Rectangular Tables with Flat Square Bases

CODE	W	D	H	STOCKED	MTO	CODE	W	D	H	STOCKED	MTO	CODE	W	D	H	STOCKED	MTO
BPR1200	1200	800	1110	£703	£1166	BDR1200	1200	800	725	£622	£1060	BCR1200	1200	800	490	£594	£954
BPR1400	1400	800	1110	£729	£1272	BDR1400	1400	800	725	£649	£1166	BCR1400	1400	800	490	£622	£1060
BPR1600	1600	800	1110	£756	£1378	BDR1600	1600	800	725	£677	£1272	BCR1600	1600	800	490	£649	£1166
BPR1800	1800	800	1110	£783	£1484	BDR1800	1800	800	725	£703	£1378	BCR1800	1800	800	490	£677	£1272

- Rectangular tables with 25mm table top
- Double column with flat square base



BASES



Black (K)



Brushed Steel (BS)



White (WH)



Barcelona Walnut (BW)



Beech (B)



Grey Oak (GO)



Kendal Oak (KO)



Oak (O)



White (WH)

STOCKED

MTO



Laminate

Please add base finish followed by table top colour when ordering eg. BDR1600 with Brushed Steel base in Barcelona Walnut = BDR1600-BS-BW



# EROS

## COFFEE, DINING & POSEUR TABLES

Eros tables have the right proportions, flawless surfaces and a solid foundation, featuring a sturdy, rectangular base and twin uprights available in black, brushed steel and white that offer the ultimate in strength and stability. Eros has a simple yet stylish design which can be used as a dining table or as a meeting table in any traditional or modern breakout space or dining area.



### FINISHES




Barcelona Walnut (BW)




Beech (B)



Grey Oak (GO)



Kendal Oak (KO)



Oak (O)



White (WH)



4 week lead time

### BASE FINISHES



Black (K)



Brushed Steel (BS)



White (WH)

## Rectangular Coffee Table with Flat Rectangular Base



CODE	W	D	H	STOCKED	MTO
ECR1200	1200	800	490	£594	£954
ECR1400	1400	800	490	£622	£1060
ECR1600	1600	800	490	£649	£1166

- Rectangular coffee table with two square columns and flat rectangular base
- Ideal for use with soft seating in an informal waiting area

## Rectangular Dining Table with Flat Rectangular Base



CODE	W	D	H	STOCKED	MTO
EDR1200	1200	800	725	£622	£1060
EDR1400	1400	800	725	£649	£1166
EDR1600	1600	800	725	£677	£1272

- Rectangular dining table with two square columns and flat rectangular base
- Suitable for use as a dining or meeting table

## Rectangular Poseur Table with Flat Rectangular Base



CODE	W	D	H	STOCKED	MTO
EPR1200	1200	800	1100	£703	£1166
EPR1400	1400	800	1100	£729	£1272
EPR1600	1600	800	1100	£756	£1378

- Rectangular poseur table with two square columns and flat rectangular base
- High table ideal for use in canteen environments

### BASES



Black  
(K)



Brushed Steel  
(BS)



White  
(WH)



Barcelona  
Walnut (BW)



Beech  
(B)



Grey Oak  
(GO)



Kendal Oak  
(KO)



Oak  
(O)



White  
(WH)

### STOCKED

### MTO



Laminate

Please add base finish followed by table top colour when ordering eg. EDR1200 with Black base in Grey Oak = EDR1200-K-GO

# PISA

## COFFEE, DINING & POSEUR TABLES


The Pisa tables range has been designed to bring people together, inspiring conversation and collaboration. Designed to complement virtually any décor, the polished chrome circular base and column supports a 25mm table top available in a variety of sizes and finishes, as well as dining, poseur and coffee table heights, making it perfect for canteens, cafes, lounges, receptions - anywhere people gather.




### STOCKED TOP FINISHES




Barcelona Walnut (BW)




Beech (B)



Grey Oak (GO)



Kendal Oak (KO)



Oak (O)



White (WH)

### BASE FINISH



Chrome



## Circular Tables with Round Base

CODE	DESCRIPTION	W	D	H	STOCKED
PCC800	Coffee	800	800	490	<b>£359</b>
PDC800	Dining	800	800	725	<b>£362</b>
PPC800	Poseur	800	800	1110	<b>£433</b>

- Circular tables with 25mm table top
- Single chrome column with radial base



## Square Tables with Round Base

CODE	DESCRIPTION	W	D	H	STOCKED
PCS800	Coffee	800	800	490	<b>£362</b>
PDS800	Dining	800	800	725	<b>£404</b>
PPS800	Poseur	800	800	1110	<b>£530</b>

- Square tables with 25mm table top
- Single chrome column with radial base



## Rectangular Tables with Round Bases

CODE	W	D	H	STOCKED
PPR1200	1200	800	1110	<b>£731</b>
PPR1400	1400	800	1110	<b>£761</b>
PPR1600	1600	800	1110	<b>£789</b>
PPR1800	1800	800	1110	<b>£816</b>

CODE	W	D	H	STOCKED
PDR1200	1200	800	725	<b>£562</b>
PDR1400	1400	800	725	<b>£599</b>
PDR1600	1600	800	725	<b>£616</b>
PDR1800	1800	800	725	<b>£633</b>

CODE	W	D	H	STOCKED
PCR1200	1200	800	490	<b>£564</b>
PCR1400	1400	800	490	<b>£564</b>
PCR1600	1600	800	490	<b>£616</b>
PCR1800	1800	800	490	<b>£631</b>

- Rectangular tables with 25mm table top
- Double upright columns with radial base



Chrome



Barcelona Walnut (BW)



Beech (B)



Grey Oak (GO)



Kendal Oak (KO)



Oak (O)



White (WH)

Please add base finish followed by table top colour when ordering eg. PDR1600 with Chrome base in White = PDR1600-WH

# GENOA

## DINING TABLES

Genoa dining tables have the right proportions, flawless surfaces and a solid foundation, featuring a trumpet base available in silver, white or chrome that offers the ultimate in strength and stability. Curved and straight table tops are available in a choice of 6 colour finishes, with a simple yet stylish design which can be used as a dining table or as a meeting table in any traditional or modern breakout dining area.




### STOCKED TOP FINISHES




Barcelona Walnut (BW)




Beech (B)



Grey Oak (GO)



Kendal Oak (KO)



Oak (O)



White (WH)

### BASE FINISH



Chrome (C)



Silver (S)



White (WH)

## Circular Tables with Trumpet Base



CODE	W	D	H	RRP
<b>GDC800</b>	800	800	725	<b>£355</b>

- Circular tables with 25mm table top
- Single chrome column with radial base

## Square Tables with Trumpet Base



CODE	W	D	H	RRP
<b>GDS800</b>	800	800	725	<b>£404</b>

- Square tables with 25mm table top
- Single chrome column with radial base

## Rectangular Tables with Trumpet Bases



CODE	W	D	H	RRP
<b>GDR1200</b>	1200	800	725	<b>£649</b>
<b>GDR1400</b>	1400	800	725	<b>£677</b>
<b>GDR1600</b>	1600	800	725	<b>£704</b>
<b>GDR1800</b>	1800	800	725	<b>£731</b>

- Rectangular tables with 25mm table top
- Double upright columns with radial base

### BASES



Chrome (C)



Silver (S)



White (WH)



Barcelona  
Walnut (BW)



Beech  
(B)



Grey Oak  
(GO)



Kendal Oak  
(KO)



Oak  
(O)



White  
(WH)

Please add base finish followed by table top colour when ordering eg. **GDS800** with Silver base in Beech = **GDS800-S-B**



# ROMA

DINING TABLES



Comprising of an incredibly sturdy and reliable aluminium table base, Roma dining tables are just as suitable for the office canteen as the cafeteria. A stable four leg base in chrome enables seating to tuck in effortlessly and the base of the table has adjustable feet that allow you to prevent any wobbling on uneven floors. It is also versatile in its simplicity, making it suitable for many different applications.

25mm table top with chrome four leg base and foot levellers

Boasting an uncomplicated design and exceptional stability

Versatile and adaptable tables offer users a comfortable dining position for eating

Range of square and circular tables which will add charm and warmth to any office breakout room or café area



## CIRCULAR

CODE	W	D	H	RRP
<b>RDC800</b>	800	800	725	<b>£346</b>

## SQUARE

CODE	W	D	H	RRP
<b>RDS800</b>	800	800	725	<b>£346</b>



Please add table top colour when ordering eg. RDS800 in Oak = RDS800-O



# BUDDY

LAPTOP TABLES



It's a marriage of materials that harmoniously combine with simple shapes for beautifully designed, sophisticated tables that produce a stylish focal point for any breakout space. The extremely versatile and very adaptable Buddy tables offer users a comfortable working position for using modern technology devices when sitting in a sofa or lounge chair, in addition to sleek, modern laptop tables which are both practical and versatile.

Laptop tables provide support with a weighted stable base and elegant column

Fashionable, flexible and highly functional with choice of black or white frames

Ideal for use with soft seating to work away from desk for a break

Straight edge stained to match top available in stocked and MTO finishes



BUDDY-1-K



BUDDY-2-WH

CODE	DESCRIPTION	W	D	H	STOCKED	MTO
BUDDY-1-K	Black frame	460	500	680	£300	£450
BUDDY-1-WH	White frame	460	500	680	£300	£450
BUDDY-2-K	Black frame	300	500	675	£250	£350
BUDDY-2-WH	White frame	300	500	675	£250	£350

STOCKED

MTO



Kendal Oak (KO)



White (WH)



Laminate

Please add frame finish followed by table top colour when ordering eg. BUDDY-1 with Black frame in Kendal Oak = BUDDY-1-K-KO

# RECEPTION DESKS

## WELCOME & DENVER

You only get one chance to make a good first impression with clients and visitors, so having a high quality front office reception desk is essential and will add a contemporary presence to any reception area. Ensure the first point of call for your workplace features modern furnishings and accessories with a reception desk that will reinvigorate your entrance area and reflect your business.



### PRODUCT SPECS



Product guarantee



Designed & manufactured

### STYLES



Welcome



Denver



## FEATURES

The reception area is of critical importance for any business

Create a welcoming space for all employees and visitors alike

Denver is a modular reception unit with multiple configurations to suit any space

Welcome is a modern reception desk that will reinvigorate your entrance area



### WELCOME FINISHES




White/Beech  
(B)




White  
(WH)

### DENVER FINISHES



Beech  
(B)



Beech/White  
(BWH)

# WELCOME

RECEPTION DESKS



First impressions count and the reception area is of critical importance for any business.

Welcome is a stunning, contemporary design in white with a built in table and counter top in matching white or contrasting beech.

The Welcome reception desk, together with some comfortable soft seating and coffee tables for visitors to rest in comfort can set the standard for hospitality and extend outward to the rest of the workplace.

Reception unit 1130mm high with desktop and counter unit

White carcass with full length modesty panel and choice of beech or white tops

Create a clean and uncluttered reception desk solution with add-on accessories available

Ample room at the front of the desk to add your company logo or graphics



• Inside view



CODE	W	D	H	RRP
<b>WRD14</b>	1462	890	1130	<b>£719</b>
<b>WRD16</b>	1662	890	1130	<b>£785</b>



White/Beech (B)



White (WH)

Please add desk finish when ordering eg. **WRD16** in White/Beech = **WRD16-B**

# WELCOME

RECEPTION DESK ACCESSORIES



60 LED lights



IP65 Rating

The reception area needs to be a welcoming space for all visitors, from valued customers to prospective new starters arriving for an interview. The Welcome desk is available with an optional D-end extension to give greater access and additional desk workspace. Welcome also allows for a company name and graphics to be added to the large front panel, which would complement the remote control LED lighting to match the corporate identity.



Universal left hand or right hand extension table with silver steel support leg

Create a commanding reception feature to give greater access and additional work space

Self-adhesive and easy to fit LED lighting strip that can be retro fitted to desk

Remote control lighting with the press of a button to light up the reception area

## DESK RETURN

CODE	W	D	H	RRP
<b>WDET</b>	1000	890	725	<b>£229</b>

## LED LIGHT

CODE	DESCRIPTION	RRP
<b>WLIGHT</b>	2m strip	<b>£318</b>



Beech (B)




White (WH)

Please add desk finish when ordering eg. **WDET** in Beech = **WDET-B**



# DENVER

RECEPTION DESK BASE UNITS



A reception area that is thoughtfully designed with company values and aesthetics in mind will help set the tone for what visitors can expect from the company.

Available in beech with optional white panels, Denver is a flexible modular unit that can be arranged in a variety of configurations with the base and top units to create a commanding reception feature that will make a lasting first impression.

High quality, front office reception desk base units with straight and curved options

Robust units with 2mm ABS edging and cable access ports that align with the hutch units

Available in beech and beech with white panels with surfaces that are scratch and heat resistant

Create multiple desk configurations where many important tasks are carried out



• Inside view



**RUHC18D**

**RU12D**

**RU8D**

**RUC8D**

## STRAIGHT BASES

CODE	W	D	H	DESCRIPTION	RRP
<b>RU8D</b>	800	800	742	Straight	<b>£335</b>
<b>RU12D</b>	1200	800	742	Straight	<b>£414</b>
<b>RU16D</b>	1600	800	742	Straight	<b>£459</b>

## CURVED BASES

CODE	W	D	H	DESCRIPTION	RRP
<b>RUHC18D</b>	1800	800	742	45 degree curve	<b>£622</b>
<b>RUC8D</b>	800	800	742	Corner	<b>£419</b>



Beech (B)



Beech/White (BWH)

Please add unit colour when ordering eg. **RU12D** in Beech = **RU12D-B**

# DENVER

RECEPTION DESK TOP UNITS



Whether you value innovation and creativity, tradition and elegance, or agility and minimalism, the right reception area creates a lasting visual message. With the Denver modular reception units you can combine base units and counter tops with glass shelves to create a bespoke reception desk to suit any size area, with adequate storage so the area appears uncluttered and there's plenty of room to work.

Hutch units can be fitted above base units to create linear configurations

Robust units with 2mm ABS edging and cable access ports that align with the desktops

Curved hutch units to be fitted above corner base units to create curved configurations

Glass shelves can be added to provide a more executive look and feel to the area

RU8GS-S

RUHC8H

RU12H

RUHC8H

RUC8H



## STRAIGHT TOPS

CODE	W	D	H	DESCRIPTION	RRP
<b>RU8H</b>	800	350	430	Straight	<b>£211</b>
<b>RU12H</b>	1200	350	430	Straight	<b>£223</b>
<b>RU16H</b>	1600	350	430	Straight	<b>£290</b>
<b>RU8GS-S</b>	790	340	150	Glass straight	<b>£232</b>

## CURVED TOPS

CODE	W	D	H	DESCRIPTION	RRP
<b>RUHC8H</b>	915	350	430	45 degree	<b>£428</b>
<b>RUC8H</b>	800	800	430	Corner	<b>£295</b>
<b>RU8GS-C</b>	910	340	150	Glass curved	<b>£232</b>



Beech (B)



Beech/White (BWH)

Please add unit colour when ordering eg. **RU12H** in Beech = **RU12H-B**

Denver Medium Straight Reception Unit



**CONTAINS**

- 1 x **RU8GS-S** - Straight glass shelf 790mm
- 1 x **RU8H** - Straight top unit 800mm
- 1 x **RU16D** - Straight base unit 1600mm

CODE	W	D	H	RRP
<b>DVB01</b>	1600	800	1172	<b>£862</b>

Denver Medium Curved Reception Unit



**CONTAINS**

- 1 x **RUHC8H** - 45° curved top unit 915mm
- 1 x **RU8GS-C** - Curved glass shelf 910mm
- 1 x **RUHC18D** - 45° curved base unit 1800mm

CODE	W	D	H	RRP
<b>DVB02</b>	1800	800	1172	<b>£1282</b>

Denver Extra Large U-Shaped Reception Unit



**CONTAINS**

- 2 x **RUC8H** - Corner top unit 800mm
- 2 x **RU12H** - Straight top unit 1200mm
- 2 x **RUC8D** - 90° corner base unit 800mm
- 2 x **RU12D** - Straight base unit 1200mm
- 1 x **RU16D** - Straight base unit 1600mm

CODE	W	D	H	RRP
<b>DVB03</b>	3200	2000	1172	<b>£3161</b>



Beech (B)

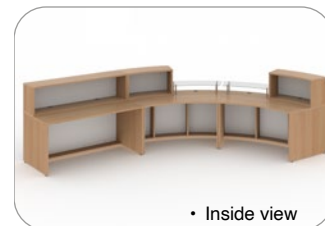


Beech/White (BWH)

Please add unit colour when ordering eg. **DVB01** in Beech = **DVB01-B**



## Denver Extra Large Curved Reception Unit



### CONTAINS

- 2 x **RU8GS-C** - Curved glass shelf 790mm
- 2 x **RUHC8H** - 45° curved top unit 800mm
- 1 x **RU16H** - Straight top unit 1600mm
- 1 x **RU16D** - Straight base unit 1600mm
- 2 x **RUHC18D** - 45° curved base unit 1800mm

CODE	W	D	H	RRP
<b>DVB04</b>	3552	2352	1172	<b>£3313</b>

## Denver Large Curved Reception Unit

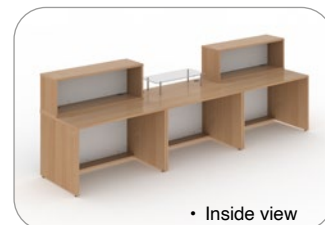


### CONTAINS

- 2 x **RUC8H** - Corner top unit 800mm
- 2 x **RUC8D** - Corner base unit 800mm
- 1 x **RUHC18D** - 45° curved base unit 1800mm

CODE	W	D	H	RRP
<b>DVB05</b>	2788	1224	1172	<b>£2050</b>

## Denver Large Straight Reception Unit



### CONTAINS

- 1 x **RU8GS-S** - Straight glass shelf 790mm
- 2 x **RU12H** - Straight top unit 1200mm
- 3 x **RU12D** - Straight base unit 1200mm

CODE	W	D	H	RRP
<b>DVB06</b>	3600	800	1172	<b>£1920</b>



Beech (B)



Beech/White (BWH)

Please add unit colour when ordering eg. **DVB04** in Beech/White = **DVB04-BWH**


# OFFICE CHAIRS

## OPERATOR SEATING GUIDE

The average office worker spends more than 75,000 minutes in a seated position every year, so selecting the right office chair is a very important decision. The ideal seating solution not only has a significant impact on the 'look' of the office due to our extensive choice of stocked and made to order fabric styles and colours, it also affects the comfort, productivity and long term well-being of each and every office-based employee.



### OPTIONS



Available  
from stock



TRIPLE P PERFORMANCE

PAGE 272



MESH BACK TASK

PAGE 276



FABRIC TASK

PAGE 290



LEATHER EXECUTIVE

PAGE 300



CANTILEVER MEETING

PAGE 312



MULTI-PURPOSE CHAIRS

PAGE 320



MULTI-PURPOSE STOOLS

PAGE 332



# ARE YOU SITTING COMFORTABLY ?

Selecting the right office chair does not have to be complicated. The key points to remember when choosing office chairs are, how long are the chairs are being used for and what activity will the user be doing while using the chair.

## Head rest

Comfort and support option for performance chairs

## Lumbar support

Adjusts to support the lower back and spine

## Seat height

Allow for your feet to be firmly on the floor when seated. The seat height should be just below the knee cap when standing



## Back rest

Allow the spinal column to follow the natural 'S' shape

## Arm rests

Provide support for the upper body and therefore reduce the stress on the users shoulders and back

## Chair base

5 star base to support the chair with weight loaded castors

## Castors

To allow the chair to move freely on all surfaces

# SETTING UP YOUR WORKSTATION

The first step in setting up an office chair is to establish the desired height of the individual's desk or workstation. This decision is determined primarily by the type of work to be done and by the height of the person using the office chair.



## Correct Posture



### 1. Head

Keep your head upright and over your shoulders

### 2. Eyes

Look slightly downward (30° range from horizontal line of sight) without bending from the neck

### 3. Back

Your back should be supported by the backrest of the chair that promotes the natural curve of the spine

### 4. Arms

Elbows should be bent at 90°, forearms horizontal. Shoulders should be relaxed but not depressed

### 5. Legs

Thighs horizontal with a 90° - 110° angle at the hip

### 6. Feet

Keep your feet fully supported on the floor. If this isn't possible, then the feet should be fully supported by a footrest



## Incorrect Posture

# CHAIR FEATURES & BENEFITS

The application of ergonomics in your workplace will make the environment more comfortable for all employees, boosting productivity and reducing stress – something that serves both the employer and employees alike.

## Tilting



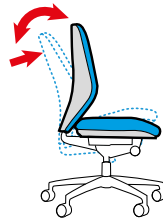
### Knee tilt adjustment

Seat and back move backwards in tandem, lockable in various positions.



### Standard tilt lock

Seat and back move backwards in tandem, lockable in upright position only.



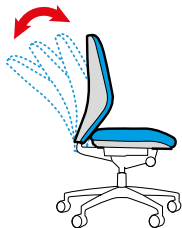
### Locking tilt lock

Seat and back move backwards in tandem, lockable in any position.



### Independent seat tilt

Allows the seat to be independently tilted forwards and backwards.



### Tilt rocker

Allows the back to be independently tilted forwards and backwards.

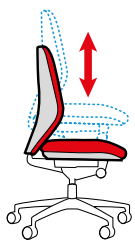


### Synchro seat & back tilt

Seat and back move in a synchronised motion. Lockable in multiple positions.



## Mechanisms



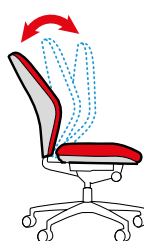
### Gas lift adjustment

Raises and lowers the height of the seat to fit the user.



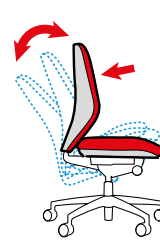
### Back height adjustment

Allows the seat back to be higher and lowered to suit.



### Back rake adjustment

Independent back tilt control. Lockable in multiple positions.



### Weight tension control

Adjustable to the users weight for controlled smooth reclining action.




### Seat depth adjustment

Seat slides forwards and backwards to match the users size.



## Arms



### Fixed loop

Loop arms fixed in position to provide support for the body.



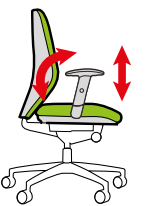
### Height adjustable

Arms adjust in height. Lockable in multiple positions.



### Pivot

Arms can be pivoted back and forth for clear access.



### Adjustable folding

Arms adjust in height and can be folded back when not required.



### Adjustable 3D

Arms adjust in height, front & back, and left & right positions.



### Adjustable 4D

Arms adjust in height, front & back, and left & right positions in addition to moving in and out to suit.



### Writing tablet

Arm comes complete with a writing tablet which can be adjusted for writing or reading or put down.

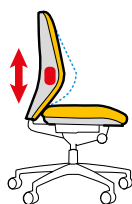


## Back Support



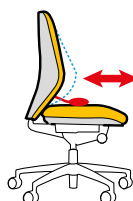
### Lumbar support

Offers additional support to the lower back.



### Adjustable lumbar support

Manual lumbar adjustment to support the back where needed.



### Adjustable Lumbar pump

Adjust the back position easily with pump action to support the back.

# CHAIR TYPES

The material your office chair is crucial to your comfort. How the material feels on your body, how long the material will last, how it looks, and how much support the material offers are all factors worth considering:



## Triple P performance

**Advanced ergonomics to help prevent any muscular issues from sitting**

Ergonomic performance chairs are specially designed with the purpose of providing both comfort and support while you work long hours in the office, helping to prevent back and neck pain, and poor posture.



## Fabric back

**Create an attractive office and comfortable, healthy back support**

Fabric office chairs are useful and practical seating solutions for the workplace, that not only give the look of comfort but are also available in a range of colours to fit neatly with the aesthetics of the office.



## Mesh back

**Customised support for your body while keeping you cool**

Mesh office chairs are the epitome of breathability, making them a great choice for anyone who works in a warm office as the mesh allows better airflow to your back, paired with cushioned seats for comfort.



## Leather executive

**Opulent executive style chairs made of faux, PU, or real leather**

Leather chairs are typically associated with the archetypal executive office setting. They can be stylish, exuding elegance and can be extremely comfortable with a high back, headrest and plenty of cushioning.



## Made-to-order

**Chairs with fabric and trim selection to match your personality and style**

A range of office chairs with different aesthetics and features which can be personalised with an extensive range of fabrics and colours that will fit your surroundings perfectly in the office or working from home.

# MADE-TO-ORDER CHAIRS

## Made to order fabrics



All products that show this symbol are made to your specification and to order. It is our policy that once these products have been ordered they cannot be cancelled.



Fabrics not listed or customer supplied fabrics need to be approved before acceptance of orders. A pattern charge may apply to some fabrics. We reserve the right to reject fabric that we believe to be unsuitable for the product. We are unable to guarantee any product meeting fire regulations or standards which is supplied by a customer.

[See page 463 for made-to-order fabrics](#)

## Seating guarantees

All seating products are guaranteed for a period related to the usage and the structural capability of the chair or soft seating. Regardless of usage, all seating products are guaranteed against manufacturing defects, except for upholstery, castors and mechanisms which are subject to usage related wear and tear. The suggested maximum weight loading and hourly usage should not be exceeded. The guarantee is effective from the day the chair leaves the factory and the supplier reserves the right not to apply the guarantee in cases of inappropriate use or when the chair has been tampered with by a third party or interventions by non-authorized personnel.






# TRIPLE P CHAIRS

## PERFORMANCE SEATING

For any office worker that spends a significant part of their day at their desk, comfort is essential. Ergonomics is all about enhancing your performance through good design whilst also keeping you safe and healthy, and the new TripleP range of performance chairs have been designed to best support the human body, focusing on posture, comfort, and support. TripleP – performance, posture, professional.



### OPTIONS



Available from stock



Made-to-Order 4-5 week lead time

(Selected products)



SHELBY

PAGE 274



KACEY

PAGE 274



ELISE

PAGE 275



SWAY

PAGE 275

**5**  
WARRANTY  
Years

**150**  
KG

## Shelby

Inspired by the bridge pose of yoga, the Shelby Bifma certified ergonomic chair ingeniously embraces a 3D dynamic dual-back to relieve the pressure felt by your lumbar region, and help you maintain the right sitting posture for long hours, preventing back-related issues.



Overall width **685**  
Overall depth **700**  
Overall height **990-1080**  
(Headrest **1150-1240**)  
Seat width **510**  
Seat depth **520**  
Seat height **460-550**  
Back width **490**  
Back height **600** (Headrest **800**)  
Arm height from floor **670-840**



Code	Description	Arms	RRP
<b>SHL300K2</b>	No headrest	3D Adjustable	<b>£625</b>
<b>SHL301K2</b>	With headrest	3D Adjustable	<b>£675</b>



Gas lift adjustment



Seat depth adjustment



Synchro seat & back tilt



Adjustable lumbar support

**5**  
WARRANTY  
Years

**170**  
KG

## Kacey

Kacey is the definition of mesh back seating for the modern office and is the perfect chair for those who spend hours sitting at the computer and then quick to change between shifts. Fully public sector approved, Kacey can be adjusted to many positions to suit the unique needs of the user



Overall width **635**  
Overall depth **600**  
Overall height **1000-1090**  
Seat width **500**  
Seat depth **500**  
Seat height **460-550**  
Back width **460**  
Back height **560**  
Arm height from floor **600-820**



Made-to-order

Code	Description	Band A	Band B	Band C
<b>KCY400T1-K</b>	3D adjustable arms	<b>£450</b>	<b>£475</b>	<b>£500</b>



Gas lift adjustment



Weight tension control



Synchro seat & back tilt lockable options



Seat depth adjustment



Adjustable lumbar support



**3**  
WARRANTY  
Years


**150**  
KG

## Elise

Remarkable for style, comfort, and support, the Elise performance task chair has a breathable, supple all-mesh seat and back to promotes a more comfortable and productive work day, with a built-in lumbar mechanism offers enhanced comfort and a integrated headrest for constant support.

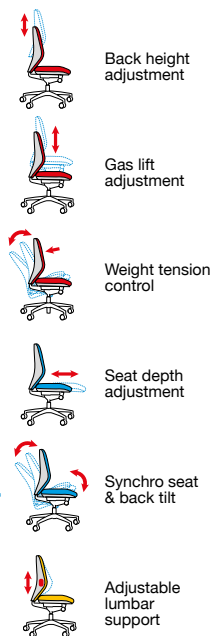


Overall width **680**  
Overall depth **700**  
Overall height **1140-1280**  
Seat width **505**  
Seat depth **420-480**  
Seat height **460-550**  
Back width **515**  
Back height **600-650**  
Arm height from floor **660-910**



Black air mesh seat  
with black mesh back

**Code** **ELS300K2-K** **Arm type** **3D adjustable arms** **RRP** **£840**



**3**  
WARRANTY  
Years


**150**  
KG

## Sway

The Sway operator chair provides harmony between form and function Sway is all about encouraging movement, with a unique dynamic mechanism that allows for side-to-side movement, which helps users with twisting into unnatural positions to grab something just out of reach.

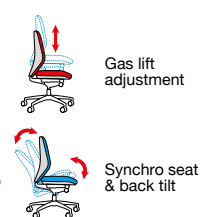


Overall width **690**  
Overall depth **600**  
Overall height **1045-1125**  
Seat width **500**  
Seat depth **500**  
Seat height **460-540**  
Back width **435**  
Back height **675**  
Arm height from floor **640-790**



Black fabric seat with  
black mesh back

**Code** **SWY300K2-G** **Description** **3D adjustable arms** **RRP** **£500**




# MESH BACK CHAIRS

## OPERATOR SEATING

Research shows working in a hot office lowers productivity. Mesh office chairs are designed to allow a greater amount of air to circulate whilst you're sitting on them, which means people you'll beat the heat and be cooler overall whilst working. Mesh chairs are also usually quite lightweight, so they're equally easy to clean and maintain, without compromising on style.



### OPTIONS



Available  
from stock



**GEMINI**

PAGE 278



**SANDRO**

PAGE 278



**ISLA**

PAGE 279



**CURVA**

PAGE 279



**NAPIER**

PAGE 280



**RONAN**

PAGE 280



**SENZA**

PAGE 281



**JOTA**

PAGE 281



**ALTINO 3 LEVER**

PAGE 282



**ALTINO 2 LEVER**

PAGE 282



**ARCADE**

PAGE 283



**TUSCAN**

PAGE 283



**TRAVIS**

PAGE 284



**ORION**

PAGE 284



**SOLARIS**

PAGE 285



**CHORD**

PAGE 285



**DUFFY**

PAGE 286



**HALE**

PAGE 286



**AURORA**

PAGE 287



**TYLER**

PAGE 287



**JONAS**

PAGE 288



**TOTO**

PAGE 288



3  
WARRANTY  
Years

130  
KG


## Gemini

Gemini is the perfect chair for those who spend hours sitting at the computer, with adjustable arms and a padded headrest that can be locked in as well as the lumbar support. This stunning office chair can be adjusted to many positions to suit the unique requirements of the user.

EN 1335-1:2000 / EN 1335-2:2009



Overall width **490**  
Overall depth **640**  
Overall height **960-1085**  
Seat width **490**  
Seat depth **480**  
Seat height **480-550**  
Back width **460**  
Back height **530**  
Arm height from floor **650-750**



Black air mesh seat with black mesh back

Code	Arm type	RRP
GEM300K2	No arms	£540
GEM301K2	Adjustable arms	£605
GEM302K2	Arms & headrest	£645



Back height adjustment



Gas lift adjustment



Weight tension control



Synchro seat & back tilt lockable options



Seat depth adjustment



Adjustable lumbar support


3  
WARRANTY  
Years

150  
KG

## Sandro

Sandro represents the modern style of mesh seating offering a refinement of function, comfort and style. The air mesh fabric waterfall seat, chrome detailing and stylish mesh back design make it a perfect fit for offices and workstations where users can sit in comfort for long periods.

Overall width **660**  
Overall depth **660**  
Overall height **1235-1335**  
Seat width **520**  
Seat depth **500**  
Seat height **450-550**  
Back width **480**  
Back height **720-780**  
Arm height from floor **660-760**



Black air mesh seat with black mesh back

Code	Arm type	RRP
SND300K2-K	Adjustable arms	£430



Gas lift adjustment



Weight tension control



Synchro seat & back tilt lockable options



Adjustable lumbar support



**2**  
WARRANTY  
Years


**170**  
KG

## Isla

If you're looking for a heavy duty mesh office chair then look no further than the Isla bariatric chair. Isla adjusts easily to provide supportive seating for people small and large, designed to sit users of up to 27 stone for 24 hours a day while also providing adjustability unlike many other heavy duty chairs.



Overall Width **740**  
Overall Depth **665**  
Overall Height **1010-1100**  
Seat width **585**  
Seat depth **520**  
Seat height **470-560**  
Back width **480**  
Back height **605**  
Arm height from floor **640-780**

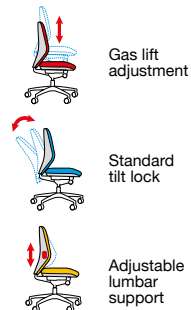


Black fabric seat with black mesh back

**Code**  
ISL300T1-K

**Arm type**  
Adjustable arms

**RRP**  
£500



**1**  
WARRANTY  
Year


**130**  
KG

## Curva

The Curva high back executive mesh chair has been designed with a sculptured moulded foam seat and breathable mesh back. Aesthetics, form and function are merged seamlessly in the Curva ergonomic executive chair which is ideal for users who sit at a desk for most of the day.



Overall width **630**  
Overall depth **690**  
Overall height **1100-1175**  
Seat width **480**  
Seat depth **410**  
Seat height **460-535**  
Back width **500**  
Back height **660**  
Arm height from floor **640-715**

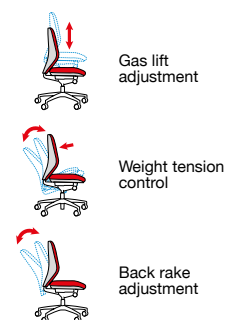


Black air mesh seat with black mesh back

**Code**  
CUR300T1

**Arm type**  
Pivot arms

**RRP**  
£420



**1**  
WARRANTY  
Year

**130**  
KG

## Napier

The Napier operator chair provides exceptional back support through their open mesh-back construction and steel frame. The designer mesh seat, pivot arms and padded arm pads offer responsive movement and immediate comfort for collaborative work spaces, and a wide variety of applications.

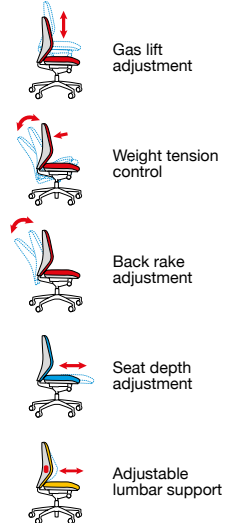
Overall width **650**  
Overall depth **595**  
Overall height **1040-1120**  
Seat width **490**  
Seat depth **500**  
Seat height **500-580**  
Back width **465**  
Back height **580**  
Arm height from floor **690-770**

  
Black air mesh seat  
with black mesh back

**Code**  
NAP300T1

**Arm type**  
Pivot arms

**RRP**  
£420





**2**  
WARRANTY  
Years

**130**  
KG

## Ronan

The Ronan high mesh back operator chairs are a stylish and practical solution. Available with a black 5 star base Ronan utilises a combination of fabric and breathable mesh in its construction making this chair extremely comfortable for long hours of sitting, especially in the warmer months.

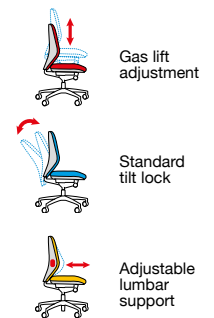
Overall width **630**  
Overall depth **590**  
Overall height **980-1060**  
Seat width **510**  
Seat depth **500**  
Seat height **450-530**  
Back width **480**  
Back height **560**  
Arm height from floor **660-740**

 **Black**  
**K**  **Blue**  
**B**

**Code**  
RON300T1

**Arm type**  
Fixed arms

**RRP**  
£365





**3**  
WARRANTY  
Years

**130**  
KG

## Senza

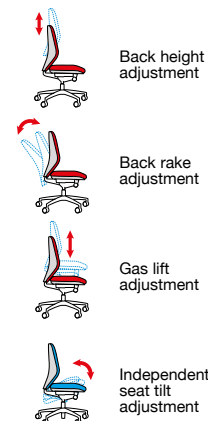
Comfort, reliability and affordability are the key attributes of the Senza operators chair with its curvaceous profile and vast array of options. Equipped with ergonomic features, a high mesh back and padded fabric seat. This operators chair easily provides the comfort needed for a long day at work. EN 1335-1:2000 / EN 1335-2:2009



Overall width **680**  
Overall depth **650**  
Overall height **950-1080**  
Seat width **520**  
Seat depth **500**  
Seat height **470-600**  
Back width **480**  
Back height **590**  
Arm height from floor **620-750 (SM43), 600-800 (SM44), 470-800 (SM46)**



Code	Arm type	RRP
SM40-000	No arms	£315
SM43-000	Fixed arms	£347
SM44-000	Adjustable arms	£382
SM46-000	Folding arms	£408



**2**  
WARRANTY  
Years

**130**  
KG

## Jota

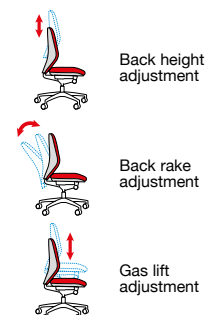
The Jota Mesh chair has a sleek design, multiple features and allows the user to enjoy the modern design without compromising on good ergonomic support. The Jota Mesh has a breathable, curved mesh back for increased ventilation, complemented by an upholstered seat for added comfort. EN 1335-1:2000 / EN 1335-2:2009



Overall width **670**  
Overall depth **600**  
Overall height **970-1090**  
Seat width **470**  
Seat depth **450**  
Seat height **440-560**  
Back width **430**  
Back height **530**  
Arm height from floor **600-730 (VMH11), 580-780 (VMH12)**



Code	Arm type	RRP
VMH10-000	No arms	£250
VMH11-000	Fixed arms	£270
VMH12-000	Adjustable arms	£295



**3**  
WARRANTY  
Years


**130**  
KG

## Altino - 3 Lever

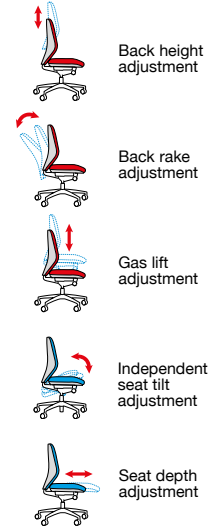
At first glance, the signature that marks out the Altino chair is its outline, which is simplified and refined into an integrative and dynamic curve in the lumbar region. Altino integrates a contoured design that ensures consistent support to your back with a seat slide that provides balanced support and movement. EN 1335-1:2000 / EN 1335-2:2009



Overall width **670**  
Overall depth **600**  
Overall height **970-1090**  
Seat width **470**  
Seat depth **450**  
Seat height **440-560**  
Back width **430**  
Back height **530**  
Arm height from floor **600-730 (AH21), 580-780 (AH22)**



Code	Arm type	RRP
AH20-050	No arms	£292
AH21-050	Fixed arms	£312
AH22-050	Adjustable arms	£342



**3**  
WARRANTY  
Years


**130**  
KG

## Altino - 2 Lever

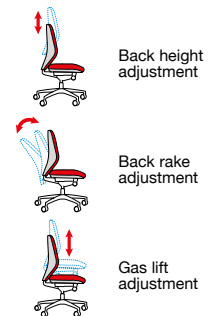
With its clean, modern styling, Altino is guaranteed to provide a contemporary feel to any office environment, due to the multi functions and ergonomic design of the chair. The sculptured moulded foam seat combines with the breathable mesh back to keep users cool and comfortable. EN 1335-1:2000 / EN 1335-2:2009



Overall width **670**  
Overall depth **600**  
Overall height **970-1090**  
Seat width **470**  
Seat depth **450**  
Seat height **440-560**  
Back width **430**  
Back height **530**  
Arm height from floor **600-730 (AH11), 580-780 (AH12)**



Code	Arm type	RRP
AH10-000	No arms	£210
AH11-000	Fixed arms	£250
AH12-000	Adjustable arms	£275



**3**  
WARRANTY  
Years


**130**  
KG

## Arcade

The design of the Arcade chair draws inspiration from classical yoga positions to make sitting an enjoyable experience at work. The black mesh back complements the light grey frame perfectly and the adjustable lumbar support keeps the user's back in contact with the back of the chair.

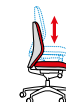


Overall width **635**  
Overall depth **600**  
Overall height **1000-1090**  
Seat width **500**  
Seat depth **500**  
Seat height **460-550**  
Back width **460**  
Back height **560**  
Arm height from floor **705-775**



Grey fabric seat with black mesh back

**Code** **ARC300T1-G** **Arm type** Adjustable arms **RRP** **£350**



Gas lift adjustment



Weight tension control



Synchro seat & back tilt lockable options



Adjustable lumbar support



**1**  
WARRANTY  
Year


**115**  
KG

## Tuscan Mesh

The Tuscan chair has a uniquely shaped back and headrest which ensures the chair adapts to the users back and provides just the right amount of comfort and support. Tuscan has ample cushioning whilst retaining a modern pillow design with sleek contours.



Overall width **690**  
Overall depth **600**  
Overall height **1150-1250**  
Seat width **500**  
Seat depth **530**  
Seat height **470-570**  
Back width **470**  
Back height **730**  
Arm height from floor **470-660**



Black fabric seat with black mesh back

**Code** **TUS300T1** **Arm type** Pivot arms **RRP** **£285**



Gas lift adjustment



Weight tension control



Standard tilt lock





**3**  
WARRANTY  
Years


**130**  
KG

## Travis

The Travis mesh back operators chair has a sleek design, multiple features and The adjustable lumbar support provides the exact amount of back support customised for each individual user, with cushions that contour naturally around your lower body, and a breathable mesh back to keep you comfortable.

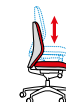


Overall width **640**  
Overall depth **600**  
Overall height **1000-1090**  
Seat width **510**  
Seat depth **510**  
Seat height **450-540**  
Back width **455**  
Back height **575**  
Arm height from floor **635-715**



Grey fabric seat with grey mesh back

**Code** **Arm type** **RRP**  
TVS300T1-K Adjustable arms **£290**



Gas lift adjustment



Weight tension control



Adjustable lumbar support



**1**  
WARRANTY  
Year


**115**  
KG

## Orion

The Orion fabric mesh operators chair has been ergonomically designed for healthy seating and wellbeing. Suitable for any work space, Orion has pivot arms and an injection moulded back with mesh upholstery to keep the user well supported and comfortable throughout the day.



Overall width **630**  
Overall depth **610**  
Overall height **895-995**  
Seat width **480**  
Seat depth **500**  
Seat height **440-540**  
Back width **470**  
Back height **500**  
Arm height from floor **620-720**



Black fabric seat with black mesh back

**Code** **Arm type** **RRP**  
ORN300T1-K Pivot arms **£285**



Gas lift adjustment



Weight tension control



Standard tilt lock




**1**  
WARRANTY  
Year

**115**  
KG

## Solaris

The Solaris chair has a stylish injection moulded back with breathable mesh and a sculptured lumbar adjustment, which allows the user to sit with optimal comfort and personalised support. Its ergonomic design promotes circulation, to increase energy and improve productivity in the workplace.

Overall width **630**  
Overall depth **610**  
Overall height **1070-1170**  
Seat width **490**  
Seat depth **510**  
Seat height **470-570**  
Back width **500**  
Back height **670**  
Arm height from floor **635-735**



Black fabric seat with  
black mesh back

**Code**  
SOL300T1-K

**Arm type**  
Fixed arms

**RRP**  
£275



Gas lift  
adjustment



Weight tension  
control



Standard  
tilt lock


**1**  
WARRANTY  
Year

**115**  
KG

## Chord

Enjoy the executive style of the ultra-comfy Chord office chair which is the ideal accompaniment to any home office setting. The high back chair has a grey fabric seat and headrest, together with a breathable mesh back to keep you comfortable and cool and ready for the task at hand.

Overall width **610**  
Overall depth **640**  
Overall height **1090-1180**  
Seat width **495**  
Seat depth **490**  
Seat height **450-540**  
Back width **470**  
Back height **740**  
Arm height from floor **670-760**



Grey fabric seat with  
Grey mesh back

**Code**  
CHO300T1-G

**Arm type**  
Fixed arms

**RRP**  
£259



Gas lift  
adjustment



Weight tension  
control



Standard  
tilt lock

**1**  
WARRANTY  
Year


**115**  
KG

## Duffy

Duffy is a well-designed office chair that is proof that ergonomic and affordable are not mutually exclusive. The completely mesh back is ideal for allowing air to flow through the chair, and the Duffy chair with its fixed pointing arms and pleasingly curved back, does well on both these accounts.



Overall width **600**  
Overall depth **600**  
Overall height **955-1055**  
Seat width **470**  
Seat depth **550**  
Seat height **450-550**  
Back width **450**  
Back height **520**  
Arm height from floor **640-740**



Black air mesh seat  
with black mesh back

**Code**  
DFY300T1-K

**Arm type**  
Fixed arms

**RRP**  
£275



Gas lift  
adjustment



Weight tension  
control



Standard  
tilt lock



**1**  
WARRANTY  
Year


**115**  
KG

## Hale

The Hale mesh back operator chair is perfect for someone who is looking for an office chair with all the important basic features, and at a reasonable price. This chair allows you to adjust for height and seat angle with simple controls, as well as tilt-back control, to make you as comfortable as possible.



Overall width **700**  
Overall depth **550**  
Overall height **985-1085**  
Seat width **500**  
Seat depth **520**  
Seat height **450-550**  
Back width **485**  
Back height **545**  
Arm height from floor **645-745**



Black air mesh seat  
with black mesh back

**Code**  
HAL300T1-K

**Arm type**  
Fixed arms

**RRP**  
£250



Gas lift  
adjustment



Weight tension  
control



Standard  
tilt lock






**1**  
WARRANTY  
Year

**115**  
KG

## Aurora

The Aurora high back mesh operators chair with black PU headrest is a real statement piece. Designed with durability and comfort in mind with an internal steel frame and deep padded black air mesh seat, Aurora enjoys an ultra contemporary design to style any office.

Overall width **600**  
Overall depth **660**  
Overall height **1085-1185**  
Seat width **450**  
Seat depth **480**  
Seat height **460-560**  
Back width **470**  
Back height **700**  
Arm height from floor **650-750**



Black air mesh seat with black mesh back

**Code** **Arm type** **RRP**  
**AUR300T1-K** **Fixed arms** **£235**



Gas lift adjustment



Weight tension control



Standard tilt lock




**1**  
WARRANTY  
Year

**115**  
KG

## Tyler

Tyler is an infinitely stylish, contemporary mesh back task chair that offers an executive feel in the constraints of a task chair. The chair comes with a modern white frame and integrated fixed arms with a contrasting black fabric seat pad, and the five-star curved base comes as standard in white.

Overall width **560**  
Overall depth **515**  
Overall height **915-980**  
Seat width **480**  
Seat depth **480**  
Seat height **470-545**  
Back width **425**  
Back height **415**  
Arm height from floor **610-690**



Black air mesh seat with black mesh back

**Code** **Arm type** **RRP**  
**TYL-300T1** **Fixed arms** **£225**



Gas lift adjustment



Weight tension control



Standard tilt lock



**1**  
WARRANTY  
Year

**115**  
KG

## Jonas

If you're looking for a no frills ergonomic office chair that's built to last and with decent back support, then you simply can't go wrong with the Jonas operators chair. Although this office chair has a minimalist design, it remains a stylish option for your home or workspace.



Overall width **580**  
Overall depth **550**  
Overall height **940-1070**  
Seat width **490**  
Seat depth **490**  
Seat height **440-570**  
Back width **450**  
Back height **490**  
Arm height from floor **620-750**



**Code**  
JNS300T1-K

**Arm type**  
Fixed arms

**RRP**  
£225



**1**  
WARRANTY  
Year

**115**  
KG

## Toto

Not only does this office chair's mesh back keep you cool, it is also designed with contours that cup your spine for optimal lumbar support. The gently curved backrest on the Toto chair follows the shape of your spine, and the mesh material allows ventilation even after prolonged contact.



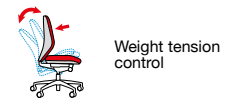
Overall width **620**  
Overall depth **550**  
Overall height **920-1010**  
Seat width **480**  
Seat depth **465**  
Seat height **420-510**  
Back width **430**  
Back height **510**  
Arm height from floor **640-730**



**Code**  
TOT300T1-K

**Arm type**  
Fixed arms

**RRP**  
£225



# SEATING

REPLACEMENT ARMS

## Replacement chair arms



CODE	DESCRIPTION	RRP
TOR01	Fixed arms (pair)	£60

- Fixed arms for operator chairs
- Provide additional comfort & support



CODE	DESCRIPTION	RRP
TOR02	Adjustable arms (pair)	£90

- Height adjustable arms with a range of 70mm
- Padded arm rests for added comfort



CODE	DESCRIPTION	RRP
TOR04	Adjustable folding arms (pair)	£125

- Height adjustable arms with a range of 70mm
- Arms fold down to allow easy access for user

## Replacement chair arms



CODE	DESCRIPTION	RRP
UNIARM	Fixed arms (pair)	£60

- Fixed arms for operator chairs
- Provide additional comfort & support



CODE	DESCRIPTION	RRP
VAN03	Adjustable arms (pair)	£100

- Height adjustable arms with a range of 70mm
- Arms raise to suit users at different heights

SEE MATRIX  
BELOW  
FOR CHAIR  
COMPATIBILITY

## Arm Matrix

Range	TOR01	TOR02	TOR04	UNIARM	VAN03	Range	TOR01	TOR02	TOR04	UNIARM	VAN03
<b>Mesh Back Task Chairs</b>						<b>Fabric Task Chairs</b>					
Senza	✓	✓	✓			Senza Ergo	✓	✓	✓		
Jota	✓	✓	✓			Jota Ergo	✓	✓	✓		
Altino				✓	✓	Senza	✓	✓	✓		
						Jota	✓	✓	✓		
						Vantage 200				✓	✓
						Vantage 100				✓	✓
						Bilbao Lumbar				✓	✓
						Bilbao				✓	✓




# FABRIC CHAIRS

## OPERATOR SEATING

These days it is not uncommon for people to sit for 8 or 9 hours a day at their desks without regular breaks so it is imperative that office workers have a chair that is comfortable and offers great functionality. Fabric task chairs offer more warmth than other materials and also come in the widest range of colour options which can be useful if you are trying to keep colours consistent throughout the office.



### OPTIONS



Available  
from stock



**SENZA ERGO**

PAGE 292



**JOTA ERGO**

PAGE 292



**SENZA**

PAGE 293



**JOTA**

PAGE 293



**PORTER**

PAGE 294



**CORNWALL**

PAGE 294



**SOFIA**

PAGE 295



**MARTINEZ**

PAGE 295



**TUSCAN**

PAGE 296



**LUCCA**

PAGE 296



**TEMPO**

PAGE 297



**CAVALIER**

PAGE 297



**VANTAGE 200**

PAGE 298



**VANTAGE 100**

PAGE 298



**BILBAO LUMBAR**

PAGE 299



**BILBAO**

PAGE 299

5  
Years

150  
KG

## Senza ergo

The Senza Ergo seating has been designed to function for heavy duty 24 hour usage in any task or office setting. With its extra high back and adjustable arms, Senza Ergo offers multiple enhanced ergonomic features based on how employees sit and move over the course of a day.

BS 5459-2000+A2:2008



Overall width 670  
Overall depth 500  
Overall height 1050-1180  
Seat width 520  
Seat depth 500  
Seat height 470-600  
Back width 450  
Back height 600  
Arm height from floor 650-850



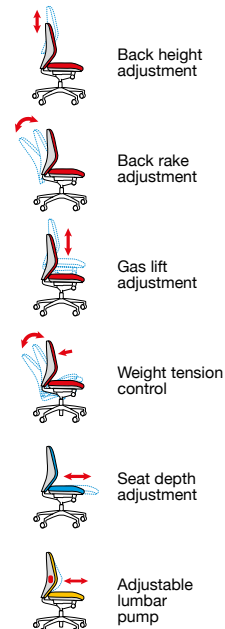
Black  
**BLK**

Blue  
**BLU**

**Code**  
**SXERGOB**

**Arm type**  
Adjustable arms

**RRP**  
**£470**



5  
Years

150  
KG

## Jota ergo

The Jota Ergo 24 hour task chair is built for constant use, with a host of ergonomic features that facilitate all-day comfort. Ideal for call centres, hospitals and other institutions that require round-the-clock support, the extra high back & adjustable arms have been designed to increase user comfort & productivity.

BS 5459-2000+A2:2008



Overall width 680  
Overall depth 650  
Overall height 1050-1180  
Seat width 520  
Seat depth 500  
Seat height 470-600  
Back width 450  
Back height 590  
Arm height from floor 650-850



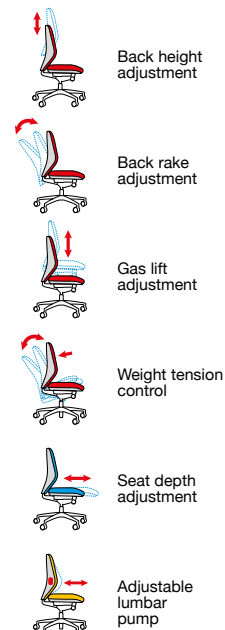
Black  
**BLK**

Blue  
**BLU**

**Code**  
**JXERGOB**

**Arm type**  
Adjustable arms

**RRP**  
**£450**





3  
Years

130  
KG

## Senza

Comfort, reliability and affordability are the key attributes of the Senza operators chair with its curvaceous profile and vast array of options. Equipped with ergonomic features, a high fabric back and 4 arm options, this operators chair easily provides the comfort needed for a long day at work.

BS 5459-2000+A2:2008

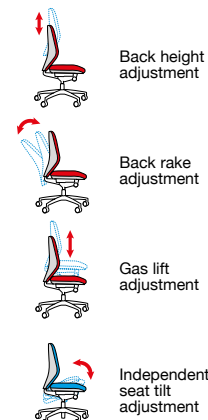
Overall width **680**  
 Overall depth **650**  
 Overall height **950-1080**  
 Seat width **520**  
 Seat depth **500**  
 Seat height **470-600**  
 Back width **480**  
 Back height **590**  
 Arm height from floor **620-750 (SH43), 600-800 (SH44), 470-800 (SH46)**



Black  
**BLK**

Blue  
**BLU**

Code	Arm type	RRP
<b>SH40-000</b>	No arms	<b>£270</b>
<b>SH43-000</b>	Fixed arms	<b>£290</b>
<b>SH44-000</b>	Adjustable arms	<b>£355</b>
<b>SH46-000</b>	Folding arms	<b>£367</b>



3  
Years

130  
KG

## Jota

Jota has a traditional oval shaped back design in a number of arm options, with high density seat and back foam for maximum user comfort. With so many adjustable settings, Jota offers the ideal configuration for any hard-worker, eliminating aches and pains associated with improper support.

BS 5459-2000+A2:2008

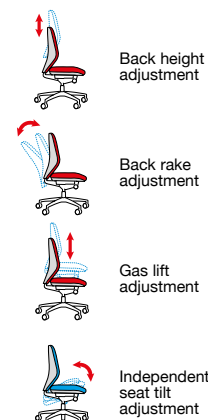
Overall width **680**  
 Overall depth **650**  
 Overall height **970-1100**  
 Seat width **520**  
 Seat depth **500**  
 Seat height **470-600**  
 Back width **480**  
 Back height **510**  
 Arm height from floor **620-750 (JH43), 600-800 (JH44), 470-800 (JH46)**



Black  
**BLK**

Blue  
**BLU**

Code	Arm type	RRP
<b>JH40-000</b>	No arms	<b>£270</b>
<b>JH43-000</b>	Fixed arms	<b>£290</b>
<b>JH44-000</b>	Adjustable arms	<b>£329</b>
<b>JH46-000</b>	Folding arms	<b>£347</b>





2 Years

170 KG

## Porter

Porter is a heavy duty operator chair for usage up to 27 stone that offers extraordinary comfort for less money. The secret to comfort is its high-performance foam formulation and high quality, strong and sturdy materials making it ideal for constant commercial use including shift workers, call centres and security.



Overall Width 700  
 Overall depth 710  
 Overall height 1050-1125  
 Seat width 545  
 Seat depth 505  
 Seat height 480-555  
 Back width 535  
 Back height 620  
 Arm height from floor 635-775



Black

**Code**  
**POR300T1-K**

**Arm type**  
 Adjustable arms

**RRP**  
**£500**



Gas lift adjustment



Standard tilt lock



2 Years

150 KG

## Cornwall

Designed for durability making it perfect for high-intensity environments like call centres, healthcare or public services where chairs need to perform all day, every day. The waterfall seat, soft padded arms and sculptured back delivers ergonomic comfort all day long.

EN 1335-1: 2000

Overall width 660  
 Overall depth 675  
 Overall height 1010-1165  
 Seat width 500  
 Seat depth 490  
 Seat height 470-560  
 Back width 505  
 Back height 600  
 Arm height from floor 670-825



Blue  
**B**



Charcoal  
**C**

**Code**  
**CWL300K2**

**Arm type**  
 Adjustable arms

**RRP**  
**£475**



Back height adjustment



Back rake adjustment



Gas lift adjustment



Seat depth adjustment



Independent seat tilt adjustment



2  
Years

130  
KG

## Sofia

Supreme comfort and classic design come together in the Sofia operators chair. With a pneumatic lumbar pad for ultimate comfort and a waterfall seat to reduce stress on the user's knees by having a downward slope at the edge of the seat cushion, Sofia will help you through those long hours at work.

EN 1335-1: 2000

Overall width **645**  
Overall depth **720**  
Overall height **1005-1095**  
Seat width **510**  
Seat depth **485**  
Seat height **455-545**  
Back width **510**  
Back height **560**  
Arm height from floor **640-830**



Blue  
**B**



Charcoal  
**C**

**Code**  
**SOF300T1**

**Arm type**  
Adjustable arms

**RRP**  
**£400**



Back height adjustment



Back rake adjustment



Gas lift adjustment



Lumbar support



1  
Year

115  
KG

## Martinez

Martinez provides beautiful contemporary styling making it a trendy option for meetings and boardroom seating. Features include a diagonally patterned, curved back available in a grey fabric and panel stitching which highlights the design, finished with chrome arms for a stunning look.

Overall width **550**  
Overall depth **700**  
Overall height **970-1060**  
Seat width **480**  
Seat depth **500**  
Seat height **495-585**  
Back width **470**  
Back height **585**  
Arm height from floor **680-770**



Grey

**Code**  
**MAR50004-G**

**Arm type**  
Fixed arms

**RRP**  
**£390**



Gas lift adjustment



Weight tension control



Standard tilt lock



• Shown with optional glides (also supplied)




**1**  
Year

**115**  
KG

## Tuscan

The Tuscan high back operators chair collection has a uniquely shaped back and headrest which ensures the chair adapts to the users back and provides just the right amount of comfort and support. Tuscan has ample cushioning whilst retaining a modern pillow design with sleek contours.

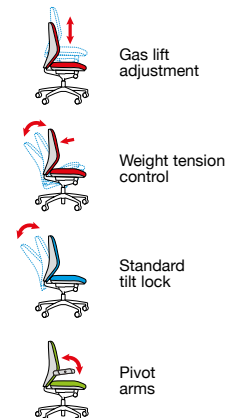
Overall width **690**  
Overall depth **600**  
Overall height **1150-1250**  
Seat width **500**  
Seat depth **530**  
Seat height **470-570**  
Back width **470**  
Back height **730**  
Arm height from floor **470-660**



**Code**  
**TUS300T1**

**Arm type**  
Pivot arms

**RRP**  
**£380**




**1**  
Year

**115**  
KG

## Lucca

Lucca is ideal for manager's offices and front of house areas where style and function are a top priority. The adjustable lumbar, high back, moulded seat and back ensure comfort whilst the gun metal nylon base and arms present a modern design that adds a rich pop of colour to your work space.

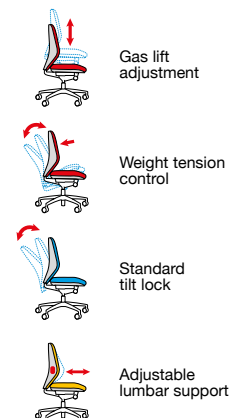
Overall width **625**  
Overall depth **740**  
Overall height **1100-1190**  
Seat width **510**  
Seat depth **485**  
Seat height **465-565**  
Back width **510**  
Back height **690**  
Arm height from floor **710-800**



**Code**  
**LUC300T1**

**Arm type**  
Fixed arms

**RRP**  
**£350**



1  
Year

115  
KG

## Tempo

Whatever brings you to your office desk, you're going to need a chair to keep you comfy and ready for the working day. Tempo in a modern grey fabric is both stylish and functional, with chrome fixed arms and a 5 star base which makes the chair extremely mobile and ergonomic.



Overall width **600**  
Overall depth **620**  
Overall height **920-1120**  
Seat width **475**  
Seat depth **480**  
Seat height **470-570**  
Back width **425**  
Back height **590**  
Arm height from floor **650-750**



Grey  
G

**Code**  
**TEM300T1**

**Arm type**  
Fixed arms

**RRP**  
**£260**



Gas lift adjustment



Weight tension control



Standard tilt lock



1  
Year

115  
KG

## Cavalier


The Cavalier managers chair is a fabric chair in blue or charcoal, both carefully stitched and tufted for plush comfort and a most elegant look. The durable nylon 5 star base and easy glide castors offer maximum comfort and mobility for any office environment.



Overall width **620**  
Overall depth **690**  
Overall height **1010-1100**  
Seat width **510**  
Seat depth **470**  
Seat height **450-540**  
Back width **510**  
Back height **650**  
Arm height from floor **635-725**



Blue  
B



Charcoal  
C

**Code**  
**CAV300T1**

**Arm type**  
Fixed arms

**RRP**  
**£250**



Gas lift adjustment



Weight tension control



Standard tilt lock



2  
Years

115  
KG


## Vantage 200

The Vantage is a highly versatile office chair suitable for a wide array of different tasks and applications. Designed for users who demand comfort and the ability to tailor functions to fit any environment, this chair is the right choice for workstations, collaborative spaces, and everything in between.

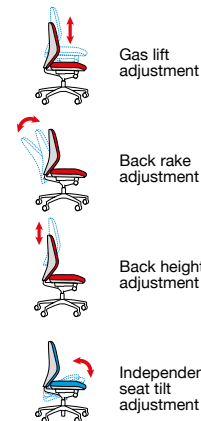
EN 1335-1:2000 / EN 1335-2:2009



Overall width 480  
Overall depth 605  
Overall height 895-1005  
Seat width 480  
Seat depth 445  
Seat height 460-570  
Back width 450  
Back height 530  
Arm height from floor 620-730 (V201), 600-790 (V202)



Code	Arm type	RRP
V200-00	No arms	£220
V201-00	Fixed arms	£255
V202-00	Adjustable arms	£278



2  
Years

115  
KG

## Vantage 100

The Vantage 100 fabric chairs are comfortable and affordable, no-nonsense, task chairs which are available from stock in multiple fabric finishes. The contoured seat, back height and back rake adjustment and adjustable seat height increase sitting ease for long periods of time.

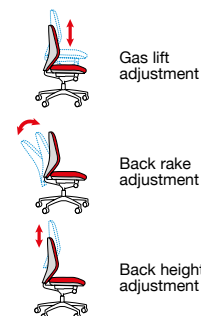
EN 1335-1:2000 / EN 1335-2:2009



Overall width 480  
Overall depth 605  
Overall height 895-1005  
Seat width 480  
Seat depth 445  
Seat height 460-570  
Back width 450  
Back height 530  
Arm height from floor 620-730 (V101), 600-790 (V102)



Code	Arm type	RRP
V100-00	No arms	£185
V101-00	Fixed arms	£228
V102-00	Adjustable arms	£256





1  
Year

115  
KG

## Bilbao Lumbar

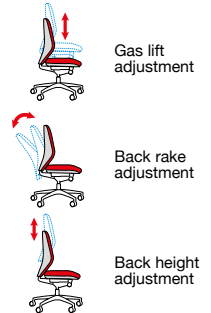
The Bilbao operators chair offers more choices than typical operator chairs with a sculptured foam seat, lumbar foam back support and multiple arm options to suit the preferences of office individuals, so you will struggle to find a more comfortable office chair, whilst maintaining a uniform look throughout the office.



Overall width 480  
Overall depth 605  
Overall height 975-1085  
Seat width 480  
Seat depth 445  
Seat height 425-535  
Back width 450  
Back height 550  
Arm height from floor 585-695 (BIL308B1-L), 565-755 (BIL309B1-L)



Code	Arm type	RRP
<b>BILB1-L</b>	No arms	<b>£180</b>
<b>BIL308B1-L</b>	Fixed arms	<b>£225</b>
<b>BIL309B1-L</b>	Adjustable arms	<b>£250</b>



1  
Year


115  
KG

## Bilbao

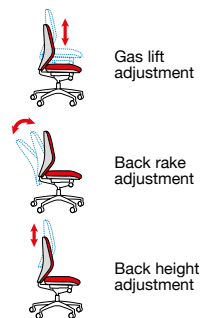
Bilbao is an entry level operators chair with a free floating back, designed for a custom supportive fit that will suit any preference or body type. The gas lift, back height and tilt mechanism are all easily adjusted for enhanced comfort to help the user stay relaxed and maximise productivity throughout the working day.



Overall width 480  
Overall depth 605  
Overall height 975-1085  
Seat width 480  
Seat depth 445  
Seat height 425-535  
Back width 450  
Back height 550  
Arm height from floor 585-695 (BIL308B1), 656-755 (BIL309B1)



Code	Arm type	RRP
<b>BILB1</b>	No arms	<b>£175</b>
<b>BIL308B1</b>	Fixed arms	<b>£220</b>
<b>BIL309B1</b>	Adjustable arms	<b>£245</b>




# LEATHER CHAIRS

## EXECUTIVE SEATING

Company executives and managers are typically incredibly busy people that have to work at their desk for long periods, and good executive seating needs to provide support to the whole body to work with as little discomfort as possible. Of course, leather office chairs are stylish and aesthetically pleasing, whilst at the same time playing an important role in the décor of the interior office design.



### OPTIONS



Available  
from stock



**FRANKLIN**

PAGE 302



**FLORENCE**

PAGE 302



**ZEUS HIGH**

PAGE 303



**ZEUS MEDIUM**

PAGE 303



**BARI HIGH**

PAGE 304



**BARI MEDIUM**

PAGE 304



**ODESSA**

PAGE 305



**PALERMO**

PAGE 305



**JENSEN**

PAGE 306



**DERBY**

PAGE 306



**CATANIA**

PAGE 307



**MARTINEZ**

PAGE 307



**TUSCAN**

PAGE 308



**NOBLE**

PAGE 308



**SOMERSET**

PAGE 309



**NANTES**

PAGE 309



**KING**

PAGE 310



**HERTFORD**

PAGE 310



**CAVALIER**

PAGE 311



**ASCONA**

PAGE 311



**2**  
WARRANTY  
Years

**150**  
KG

## Franklin

Franklin is a deluxe high back executive chair which has a professional, contemporary style. The sculptured seat cushion alleviates the pressure on lower legs and knees while seated and the fully adjustable arms and headrest easily provide the comfort needed for a long day at the office. BS 5459-2000+A2:2008

Overall width **665**  
Overall depth **645-695**  
Overall height **1225-1430**  
Seat width **520**  
Seat depth **460**  
Seat height **480-555**  
Back width **510**  
Back height **600**  
Arm height from floor **700-860**



Faux  
Leather

**Code**  
**FRA400K2**

**Arm type**  
Adjustable arms

**RRP**  
**£650**



Back height adjustment



Gas lift adjustment



Weight tension control



Back rake adjustment



Seat depth adjustment



Synchro seat & back tilt lockable options

**2**  
WARRANTY  
Years

**150**  
KG

## Florence

Inspired by Italian design, Florence features black leather on all seating surfaces and a polished chrome base and arms which complement the leather nicely. Besides looking stunning, the Florence chair also has several ergonomic features including lumbar support and a deep padded seat.

Overall width **605**  
Overall depth **655**  
Overall height **1095-1185**  
Seat width **520**  
Seat depth **500**  
Seat height **485-575**  
Back width **525**  
Back height **680**  
Arm height from floor **670-760**



Faux  
Leather

**Code**  
**FLO300T1**

**Arm type**  
Fixed arms

**RRP**  
**£650**



Gas lift adjustment



Weight tension control



Standard tilt lock

**2**  
WARRANTY  
Years

**150**  
KG

## Zeus High

Named after the god of the sky, the Zeus high back chair boasts refined precision with seductive elegance. Zeus has a triple paddle multi-functional mechanism and represents the executive standard in seating, designed for both style conscious executives and for challenging 24 hour environments. BS 5459-2000+A2:2008

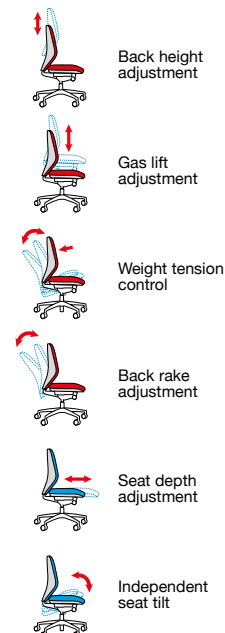


Overall width **670**  
Overall depth **665**  
Overall height **1140-1300**  
Seat width **525**  
Seat depth **460**  
Seat height **480-570**  
Back width **490**  
Back height **685**  
Arm height from floor **680-830**



Faux  
Leather

Code	Description	RRP
<b>ZEU300K2</b>	High back	<b>£600</b>



**2**  
WARRANTY  
Years

**150**  
KG

## Zeus Medium

Zeus is also available as a medium back chair with a lower back fits like a glove and gives long-lasting comfort. The Zeus chair is crafted according to weight distribution principles and delivers an exciting seating experience, offering an unprecedented elegance that indulges users with maximum comfort. BS 5459-2000+A2:2008

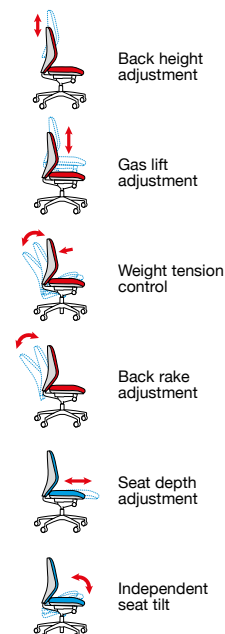


Overall width **670**  
Overall depth **665**  
Overall height **1015-1175**  
Seat width **525**  
Seat depth **460**  
Seat height **480-570**  
Back width **490**  
Back height **560**  
Arm height from floor **680-830**



Faux  
Leather

Code	Description	RRP
<b>ZEU200K2</b>	Medium back	<b>£500</b>



**2**  
WARRANTY  
Years

**130**  
KG

## Bari High

The Bari executive chair is perfect for adding a touch of style to your office. The contemporary black ribbed faux leather faced design has a high back that will add some much needed comfort to employees and visitors, with chrome arms and a chrome base that will always look sleek and stylish.

Overall width **540**  
Overall depth **770**  
Overall height **1020-1120**  
Seat width **495**  
Seat depth **500**  
Seat height **430-530**  
Back width **470**  
Back height **660**  
Arm height from floor **690-770**



Faux  
Leather

<b>Code</b>	<b>Description</b>	<b>RRP</b>
<b>BARI300T1</b>	High back	<b>£490</b>



Gas lift  
adjustment



Weight tension  
control



Standard  
tilt lock



**2**  
WARRANTY  
Years

**130**  
KG

## Bari Medium

Bari is also available as a medium back leather executive chair featuring all-around comfort to your body. It is scientifically and efficiently designed to assure soft support and spinal alignment with the ribbed design, with lumbar support and a tilting mechanism that brings an unparalleled sitting experience.

Overall width **540**  
Overall depth **770**  
Overall height **820-920**  
Seat width **495**  
Seat depth **500**  
Seat height **430-530**  
Back width **470**  
Back height **460**  
Arm height from floor **690-770**



Faux  
Leather

<b>Code</b>	<b>Description</b>	<b>RRP</b>
<b>BARI200T1</b>	Medium back	<b>£380</b>



Gas lift  
adjustment



Weight tension  
control



Standard  
tilt lock





**2**  
WARRANTY  
Years

**115**  
KG

## Odessa

With a high back and sleek modern design, the Odessa faux leather managers chair will help executives get the respect they deserve. For some added flair, the chrome base of this managers chair has an attractive contrast to the well-padded black seat and adjustable arms.



Overall width **670**  
Overall depth **670**  
Overall height **1180-1260**  
Seat width **520**  
Seat depth **530**  
Seat height **480-560**  
Back width **510**  
Back height **850**  
Arm height from floor **670-750**



Faux  
Leather

**Code**  
**ODE300T1**

**Arm type**  
Adjustable arms

**RRP**  
**£470**



Gas lift  
adjustment



Weight tension  
control



Locking  
tilt lock



**2**  
WARRANTY  
Years

**115**  
KG

## Palermo

Palermo is a luxurious leadership chair that combines comfortable double padding with classic faux leather. With its contemporary design, lumbar support and stylish arms, Palermo is the seat of comfort for the head of a boardroom conference table or the corner office.



Overall width **645**  
Overall depth **720**  
Overall height **1105-1180**  
Seat width **530**  
Seat depth **520**  
Seat height **505-575**  
Back width **530**  
Back height **705**  
Arm height from floor **670-745**



Faux  
Leather

**Code**  
**PAL300K2**

**Arm type**  
Fixed arms

**RRP**  
**£423**



Gas lift  
adjustment



Weight tension  
control



Knee tilt  
adjustment



## Jensen

**1**  
WARRANTY  
Year

**115**  
KG

Jensen is a managers chair inspired by racing car seats and specially designed to be used when working at a desk for long periods of time. Supporting the natural S-curve of your back whilst holding the user in the chair for comfort, with the high back for additional head support.

Overall width **680**  
Overall depth **720**  
Overall height **1160-1255**  
Seat width **560**  
Seat depth **490**  
Seat height **470-565**  
Back width **510**  
Back height **780**  
Arm height from floor **715-810**



Faux Leather with Red Trim

**Code**  
**JEN300T1**

**Arm type**  
Fixed arms

**RRP**  
**£425**



Gas lift adjustment



Weight tension control



Locking tilt lock



**2**  
WARRANTY  
Years

**115**  
KG

## Derby

The Derby high back executive chair is an ideal solution for any professional environment, upholstered in a black faux leather with mesh side panels to aid ventilation throughout the day. The waterfall seat and contoured back provide top ergonomic support, easing stress at crucial points.

Overall width **675**  
Overall depth **785**  
Overall height **1160-1230**  
Seat width **545**  
Seat depth **545**  
Seat height **490-550**  
Back width **530**  
Back height **755**  
Arm height from floor **665-735**



Faux Leather

**Code**  
**DER300T1-BLK**

**Arm type**  
Fixed arms

**RRP**  
**£423**



Gas lift adjustment



Weight tension control



Standard tilt lock



**1**  
WARRANTY  
Year

**115**  
KG

## Catania

Catania is the ultimate statement piece for the workplace. Boasting an abundance of deep fluted foam padding and folds of brown leather, the Catania managers chair bulges with support padding on the back, seat and arms which complement the waterfall seat design.



Overall width **645**  
Overall depth **760**  
Overall height **1095-1185**  
Seat width **520**  
Seat depth **520**  
Seat height **510-600**  
Back width **520**  
Back height **700**  
Arm height from floor **710-800**

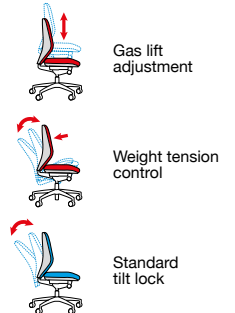


Brown Leather Faced

**Code**  
**CAT300T1**

**Arm type**  
Fixed arms

**RRP**  
**£400**



**1**  
WARRANTY  
Year

**115**  
KG

## Martinez

Martinez provides beautiful contemporary styling making it a trendy option for managers. Features include a diagonally patterned, curved back available in a black leather and panel stitching which highlights the design, finished with chrome padded arms for a stunning looking executive chair.



Overall width **550**  
Overall depth **700**  
Overall height **970-1060**  
Seat width **480**  
Seat depth **460**  
Seat height **495-585**  
Back width **470**  
Back height **585**  
Arm height from floor **680-770**

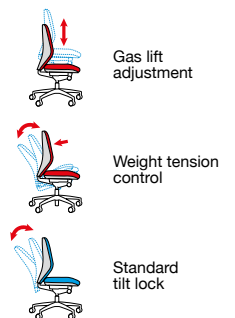


Faux Leather

**Code**  
**MAR50004**

**Arm type**  
Fixed arms

**RRP**  
**£390**



• Shown with optional glides (also supplied)



**1**  
WARRANTY  
Year

**115**  
KG

## Tuscan

The Tuscan high back managers chair has a uniquely shaped back and headrest which ensures the chair adapts to the users back and provides just the right amount of comfort and support. Available in black leather, Tuscan has ample cushioning whilst retaining a modern pillow design.



Overall width **690**  
Overall depth **600**  
Overall height **1150-1250**  
Seat width **500**  
Seat depth **530**  
Seat height **470-570**  
Back width **470**  
Back height **730**  
Arm height from floor **470-660**



Faux  
Leather

**Code**  
**TUS300T1-BLK**

**Arm type**  
Pivot arms

**RRP**  
**£380**



Gas lift  
adjustment



Weight tension  
control



Standard  
tilt lock



**1**  
WARRANTY  
Year

**115**  
KG

## Noble

Noble is a black faux leather, high back managers chair that is designed for comfort with a look that would fit any workplace. The swivel base and high back on this executive office chair offer maximum comfort and mobility and the adjustable seat features thick padding covered in soft and supple bonded leather.



Overall width **690**  
Overall depth **690**  
Overall height **1245-1345**  
Seat width **540**  
Seat depth **530**  
Seat height **490-590**  
Back width **540**  
Back height **860**  
Arm height from floor **690-770**



Faux  
Leather

**Code**  
**NBO300T1**

**Arm type**  
Fixed arms

**RRP**  
**£360**



Gas lift  
adjustment



Weight tension  
control



Locking  
tilt lock



**1**  
WARRANTY  
Year

**115**  
KG

## Somerset

The Somerset executive chair features a high back with headrest and a stylish black leather faced finish for a bold appearance. Somerset is designed for long work sessions with supreme padding, a pronounced lumbar and waterfall seat design that lets you take care of business.



Overall width **630**  
Overall depth **720**  
Overall height **1100-1190**  
Seat width **490**  
Seat depth **485**  
Seat height **500-590**  
Back width **490**  
Back height **710**  
Arm height from floor **670-760**

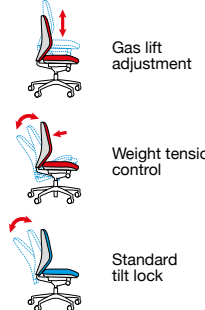


Leather  
Faced

**Code**  
**SOM300T1**

**Arm type**  
Fixed arms

**RRP**  
**£332**



Gas lift  
adjustment

Weight tension  
control

Standard  
tilt lock



**1**  
WARRANTY  
Year

**115**  
KG

## Nantes

The Nantes chair is the ideal accompaniment to the workplace or managers office with its black faux leather stylish profile. Featuring a breathable mesh and back side panel, Nantes also has a deep seat, a padded back and upholstered arms that will ensure the user is supremely comfortable.



Overall width **645**  
Overall depth **720**  
Overall height **1080-1180**  
Seat width **515**  
Seat depth **500**  
Seat height **510-600**  
Back width **515**  
Back height **725**  
Arm height from floor **685-775**

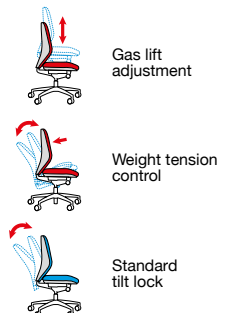


Faux  
Leather

**Code**  
**NAN300T1**

**Arm type**  
Fixed arms

**RRP**  
**£330**



Gas lift  
adjustment

Weight tension  
control

Standard  
tilt lock



**1**  
WARRANTY  
Year

**115**  
KG

## King

King is a well-designed, leather faced managers chair with waterfall seat padding and back cushions that provide executive comfort while working at your desk. King features fixed arm rests, high back support, and a 5 star base for quick movement around desk or office.



Overall width **645**  
Overall depth **720**  
Overall height **1190-1180**  
Seat width **515**  
Seat depth **500**  
Seat height **510-600**  
Back width **520**  
Back height **750**  
Arm height from floor **650-740**



Faux  
Leather

**Code**  
**KNG300T1**

**Arm type**  
Fixed arms

**RRP**  
**£325**



Gas lift  
adjustment



Weight tension  
control



Standard  
tilt lock



**1**  
WARRANTY  
Year

**115**  
KG

## Hertford

The ruched upholstery details and plush comfort make Hertford a prestigious choice for executives. Finished in black leather with fixed black arms, the Hertford managers chair has a chrome base with easy glide castors which are perfect for hard surfaces.



Overall width **620**  
Overall depth **735**  
Overall height **1090-1180**  
Seat width **490**  
Seat depth **490**  
Seat height **495-585**  
Back width **485**  
Back height **665**  
Arm height from floor **675-765**



Leather  
Faced

**Code**  
**HER300T1**

**Arm type**  
Fixed arms

**RRP**  
**£285**



Gas lift  
adjustment



Weight tension  
control



Standard  
tilt lock





**1**  
WARRANTY  
Year

**115**  
KG

## Cavalier

The Cavalier managers chair is a soft, supple leather faced chair carefully stitched and tufted for plush comfort for a most elegant look. The durable nylon 5 star base and easy glide castors offer maximum comfort and mobility for any office environment.  
BS1335-1:2000

Overall width **620**  
Overall depth **690**  
Overall height **1010-1100**  
Seat width **510**  
Seat depth **470**  
Seat height **450-540**  
Back width **510**  
Back height **650**  
Arm height from floor **635-725**

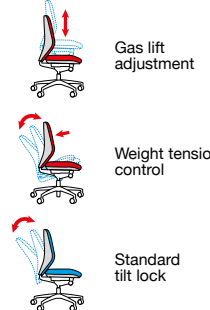


Leather  
Faced

**Code**  
**CAV300T1**

**Arm type**  
Fixed arms

**RRP**  
**£235**



**1**  
WARRANTY  
Year

**110**  
KG

## Ascona

With a focus on comfort and support, the Ascona high back managers chair will not look out of place in any office setting. Upholstered with high quality synthetic leather and extra plush padding, this sturdy black chair is supported by a black base making it easy to move around.

Overall width **620**  
Overall depth **630**  
Overall height **1040-1140**  
Seat width **500**  
Seat depth **500**  
Seat height **430-530**  
Back width **490**  
Back height **680**  
Arm height from floor **650-750**

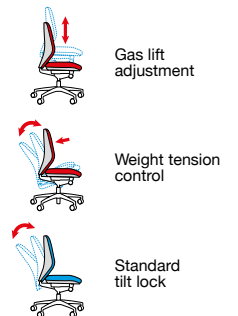


Faux  
Leather

**Code**  
**ASC300T1**

**Arm type**  
Fixed arms

**RRP**  
**£225**




# CANTILEVER CHAIRS

## MEETING SEATING

Conference rooms and other meeting areas will benefit from being furnished with high quality, stylish meeting room chairs in order to engage guests and employees. Conference chairs offer a stylish, comfortable way to meet with your work colleagues. The conference room can become crucial to impressing your potential business clients or for your own in house meetings.



### OPTIONS



Available  
from stock



**LIMOGES**

PAGE 314



**BARI**

PAGE 314



**DERBY**

PAGE 315



**NOBLE**

PAGE 315



**BRUGES**

PAGE 316



**ESSEN GREY**

PAGE 317



**ESSEN BLACK**

PAGE 317



**CAVALIER**

PAGE 318



**SOLARIS**

PAGE 318



**JONAS**

PAGE 319



**TOTO**

PAGE 319



**2**  
WARRANTY  
Years

**130**  
KG

## Limoges

The Limoges visitors chair has a modern, comfortable and fashionable look. The black leather faced chair complements the chrome detailing on the stylish arms and cantilever frame to create a timeless, modern design that is set to make an impression in the office.



Overall width **630**  
Overall depth **660**  
Overall height **1050**  
Seat width **510**  
Seat depth **510**  
Seat height **500**  
Back width **490**  
Back height **655**



Faux  
Leather

**Code**  
**LIM100C1**

**Arm type**  
Fixed arms

**RRP**  
**£490**



**2**  
WARRANTY  
Years

**130**  
KG

## Bari

The Bari executive visitors chair is perfect for adding a touch of style to your office or conference room. The classic black ribbed faux leather design will add some much-needed comfort to employees and visitors, with chrome arms and a chrome base that will always looking sleek and stylish.



Overall width **560**  
Overall depth **575**  
Overall height **870**  
Seat width **490**  
Seat depth **445**  
Seat height **450**  
Back width **470**  
Back height **450**



Faux  
Leather

**Code**  
**BARI100C1**

**Arm type**  
Fixed arms

**RRP**  
**£466**



**2**  
WARRANTY  
Years

**130**  
KG

## Derby

The Derby visitors chair is an ideal solution for any professional environment, in a black faux leather finish with mesh side panels to aid ventilation throughout the working day. The waterfall seat and contoured back provide top ergonomic support, easing stress at crucial points.



Overall width **630**  
Overall depth **550**  
Overall height **950**  
Seat width **470**  
Seat depth **450**  
Seat height **470**  
Back width **430**  
Back height **530**



Faux  
Leather

**Code**  
**DER100C1-BLK**

**Arm type**  
Fixed arms

**RRP**  
**£400**



**1**  
WARRANTY  
Year

**130**  
KG

## Noble

The Noble visitors chair is designed for comfort with a look that would fit any office or conference room. The high back and thick padding covered in soft and supple faux leather and white stitching detail looks great with the padded fixed arms featuring black trim to match the black cantilever base.



Overall width **640**  
Overall depth **710**  
Overall height **1200**  
Seat width **500**  
Seat depth **520**  
Seat height **510**  
Back width **500**  
Back height **740**



Faux  
Leather

**Code**  
**NBO100C1**

**Arm type**  
Fixed arms

**RRP**  
**£325**




**1**  
WARRANTY  
Year

**115**  
KG

## Bruges

The cool, contemporary Bruges meeting chair is durably constructed for long-term enjoyment and comfort. They have plush faux leather faced half backs and seats which are held firmly in place by a chrome cantilever support system and upholstered armrests for added comfort.

- Overall width 570
- Overall depth 580
- Overall height 780
- Seat width 485
- Seat depth 345
- Seat height 445
- Back width 480
- Back height 295



Sold in pack of 2



Code	Description	RRP
<b>BRU100C1</b>	Fixed arms	<b>£570</b>





1  
WARRANTY  
Year

115  
KG

## Essen Grey

Essen's chrome cantilever frame and leather faced seat and back offers a sophisticated style with a hint of retro. Available in black or grey with matching padded arms, the smoothly shaped seat and back gently cradle and support the body, providing lateral and lumbar support when in use.



Overall width 555  
Overall depth 605  
Overall height 885  
Seat width 480  
Seat depth 430  
Seat height 460  
Back width 480  
Back height 470



Grey faux  
Leather



Stackable  
up to 6 high

Code	Description	RRP
ESS100S2-G	Fixed arms	£260



1  
WARRANTY  
Year

115  
KG

## Essen Black

Essen's chrome cantilever frame and leather faced seat and back offers a sophisticated style with a hint of retro. Available in black or grey with matching padded arms, the smoothly shaped seat and back gently cradle and support the body, providing lateral and lumbar support when in use.



Overall width 555  
Overall depth 605  
Overall height 885  
Seat width 480  
Seat depth 430  
Seat height 460  
Back width 480  
Back height 470



Black faux  
Leather



Stackable  
up to 6 high

Code	Description	RRP
ESS100S2-K	Fixed arms	£260



**1**  
WARRANTY  
Year

**115**  
KG

## Cavalier

The Cavalier visitors chair will make a stunning addition to any conference room or waiting area. The soft, supple leather faced chair is carefully stitched and tufted for plush comfort, which is enhanced by the black cantilever frame and matching fixed arms for a classic feel.



Overall width **630**  
Overall depth **610**  
Overall height **1010**  
Seat width **520**  
Seat depth **460**  
Seat height **470**  
Back width **495**  
Back height **605**



Leather  
Faced

**Code**  
**CAV100C1**

**Arm type**  
Fixed arms

**RRP**  
**£235**



**1**  
WARRANTY  
Year


**115**  
KG

## Solaris

The Solaris mesh back visitors chair has a stylish injection moulded back with breathable mesh and a sculptured lumbar adjustment, which allows the user to sit with optimal comfort and personalised support. Its ergonomic design can increase energy and improve productivity.



Overall width **650**  
Overall depth **600**  
Overall height **920**  
Seat width **490**  
Seat depth **500**  
Seat height **470**  
Back width **480**  
Back height **520**



Black fabric seat with  
black mesh back

**Code**  
**SOL100C1-K**

**Arm type**  
Fixed arms

**RRP**  
**£225**




**1**  
WARRANTY  
Year

**115**  
KG

## Jonas

Create a comfortable, yet functional visitor area without breaking the bank with the Jonas visitors chair. Jonas offers a stylish back design and comes with fixed arms and a chrome base as standard. The mesh back allows air flow to the users back throughout long meetings.

Overall width **570**  
Overall depth **550**  
Overall height **930**  
Seat width **490**  
Seat depth **490**  
Seat height **420**  
Back width **440**  
Back height **490**



Black fabric seat with  
black mesh back

**Code**  
**JNS100C1-K**

**Arm type**  
Fixed arms

**RRP**  
**£225**




**1**  
WARRANTY  
Year

**115**  
KG

## Toto

The Toto visitors chair provides the perfect seating for visitors to the office with its gently curved backrest and comfortable soft moulded foam. Ideal for use in meeting spaces and training rooms, it features a chrome cantilever frame and the mesh back is designed to keep the user cool and relaxed.

Overall width **610**  
Overall depth **550**  
Overall height **950**  
Seat width **475**  
Seat depth **460**  
Seat height **420**  
Back width **440**  
Back height **510**



Black fabric seat with  
black mesh back

**Code**  
**TOT100C1-K**

**Arm type**  
Fixed arms

**RRP**  
**£225**





# MULTI-PURPOSE

## CAFE & DINING CHAIRS

Depending on your requirements, multi-purpose chairs can serve many different purposes, offering a flexible solution when seating is required for various areas in the workspace. Not all companies have formal canteens and breakout spaces, but all companies need to get people away from their desks, so multi-purpose furniture provides the ideal solution for informal spaces within the office.



### OPTIONS



Available  
from stock



Made-to-Order  
4-5 week lead time

(Selected products)



TAMAR

PAGE 322



DART

PAGE 322



PRAGUE

PAGE 323



CODA

PAGE 323



TAURUS FABRIC

PAGE 324



TAURUS FABRIC BENCH

PAGE 324



TAURUS PLASTIC

PAGE 325



TAURUS PLASTIC BENCH

PAGE 325



TAURUS MESH

PAGE 326



TAURUS WOOD

PAGE 326



FUNDAMENTAL

PAGE 327



STRUT

PAGE 328



HARMONY

PAGE 329



QUAVO

PAGE 330



VERVE

PAGE 330



GECKO

PAGE 331



SIENNA

PAGE 331



## Tamar

Elegant yet simple in its design, Tamar uses a laminated beech veneer frame to create the perfect traditional conference, meeting or waiting chair. The wide seats, optional armrests, generous padding and full back provide extra comfort to clients and employees in addition to complementing the existing colour scheme. BS EN 1022:2018 & BS EN 16139:2013



Overall width **580**  
 Overall depth **540**  
 Overall height **820**  
 Seat width **500**  
 Seat depth **470**  
 Seat height **460**  
 Back width **500**  
 Back height **480**



Stackable  
up to 4 high

Code	Arm type	Band A	Band B	Band C	Band D	Band E
TAM50001	No arms	£351	£368	£383	£401	£440
TAM50004	Fixed arms	£390	£410	£425	£455	£475



## Dart

Dart's beech stackable frame provides robust seating whilst maintaining the traditional feel of a wooden meeting chair. The contoured half back meeting chairs are the perfect combination of style, strength and extra comfort, with a classic beech laminate frame and a rich selection of fabric options available.



Overall width **520**  
 Overall depth **600**  
 Overall height **850**  
 Seat width **450**  
 Seat depth **510**  
 Seat height **460**  
 Back width **390**  
 Back height **320**



Stackable  
up to 4 high

Code	Arm type	Band A	Band B	Band C	Band D	Band E
DAR50001	No arms	£241	£257	£289	£313	£344
DAR50004	Fixed arms	£241	£257	£289	£313	£344







## Prague

The Prague chair's sleek curves, combined with a modern aesthetic, make it the perfect addition to any office space. Due to the laminated bent wood frame and clear hard wearing lacquer, you can rest assured that these meeting chairs are built to handle constant, everyday use.



Overall width **530**  
 Overall depth **560**  
 Overall height **820**  
 Seat width **460**  
 Seat depth **470**  
 Seat height **450**  
 Back width **465**  
 Back height **230**



Blue  
**B**



Charcoal  
**C**

**Code**  
**PRA50001**  
**PRA50002**

**Arm type**  
 Fixed arms  
 No arms

**RRP**  
**£212**  
**£194**



Stackable  
up to 4 high



## Coda

Coda is a general use conference room or meeting chair with a chrome frame and padded seat cushions that combine comfort with long lasting durability. With its classic and simple yet stylish, practical design, Coda is suitable for all high traffic areas.

EN 12520

Overall width **580** (No arms **490**)  
 Overall depth **570**  
 Overall height **930**  
 Seat width **440**  
 Seat depth **470**  
 Seat height **480**  
 Back width **450**  
 Back height **380**



Black  
**BLK**



Blue  
**BLU**

**Code**  
**COD100H**  
**COD101H**

**Arm type**  
 No arms  
 Fixed arms

RRP	Band A	Band B	Band C	Band D	Band E
<b>£172</b>	<b>£186</b>	<b>£203</b>	<b>£215</b>	<b>£232</b>	<b>£265</b>
<b>£205</b>	<b>£215</b>	<b>£232</b>	<b>£249</b>	<b>£265</b>	<b>£305</b>



Stackable  
up to 4 high






## Taurus Fabric

Taurus stacking chairs offer an attractively sleek and comfortable seating solution for any office meeting room or educational establishment. With a black or chrome frame, Taurus has contoured cushions which provide excellent support, with an easy to fit chair link available to connect chair frames.

Overall width **530** (With arms **640**, Tablet **590**)  
 Overall depth **540**  
 Overall height **835**  
 Seat width **470**  
 Seat depth **440**  
 Seat height **450**  
 Back width **460**  
 Back height **340**



Code	Description	RRP	Band A	Band B	Band C	Band D	Band E
<b>Black frame</b>							
<b>TAU40002</b>	No arms	<b>£92</b>	<b>£125</b>	<b>£145</b>	<b>£160</b>	<b>£180</b>	<b>£215</b>
<b>TAU40003</b>	Fixed arms	<b>£154</b>	<b>£179</b>	<b>£192</b>	<b>£208</b>	<b>£232</b>	<b>£262</b>
<b>TAU40004</b>	Writing tablet	<b>£190</b>	<b>£200</b>	<b>£217</b>	<b>£232</b>	<b>£255</b>	<b>£288</b>
<b>Chrome frame</b>							
<b>TAU40005</b>	No arms	<b>£94</b>	<b>£138</b>	<b>£154</b>	<b>£169</b>	<b>£192</b>	<b>£240</b>
<b>TAU40006</b>	Fixed arms	<b>£156</b>	<b>£192</b>	<b>£208</b>	<b>£222</b>	<b>£247</b>	<b>£279</b>
<b>TAU40007</b>	Writing tablet	<b>£193</b>	<b>£217</b>	<b>£232</b>	<b>£247</b>	<b>£270</b>	<b>£305</b>



Stackable  
up to 6 high  
(not writing tablet)



**TAULINK**  
Linking bracket **£30**



## Taurus Fabric Bench

Taurus bench seating units in 2, 3 & 4 seater options are both economical and robust, ideal for waiting rooms, educational environments, offices, retail and hospitals. Tandem seating provides design continuity in any space and are available in a wide range of fabric choices to complement any setting.

Overall width **1000** (3 wide **1450**, 4 wide **1900**)  
 Overall depth **600**  
 Overall height **760**  
 Seat width **470**  
 Seat depth **440**  
 Seat height **450**  
 Back width **460**  
 Back height **340**

Code	Description	Band A	Band B	Band C	Band D	Band E
<b>TAU-U-B2</b>	2 seats	<b>£445</b>	<b>£459</b>	<b>£471</b>	<b>£485</b>	<b>£537</b>
<b>TAU-U-B3</b>	3 seats	<b>£562</b>	<b>£577</b>	<b>£604</b>	<b>£642</b>	<b>£693</b>
<b>TAU-U-B3T</b>	2 seats and table	<b>£589</b>	<b>£604</b>	<b>£629</b>	<b>£655</b>	<b>£706</b>
<b>TAU-U-B4</b>	4 seats	<b>£785</b>	<b>£811</b>	<b>£837</b>	<b>£877</b>	<b>£941</b>
<b>TAU-U-B4T</b>	3 seats and table	<b>£811</b>	<b>£837</b>	<b>£863</b>	<b>£904</b>	<b>£966</b>






## Taurus Plastic

With its slim and stylish profile, Taurus plastic back chairs in blue and black are perfect for today's lighter, more flexible office aesthetic. The polyurathene moulded seat and back and wooden versions of this best-selling chair offer versatility and poise, with an easy to fit chair link available.



Overall width **530** (With arms **640**, Tablet **590**)  
 Overall depth **540**  
 Overall height **835**  
 Seat width **470**  
 Seat depth **440**  
 Seat height **450**  
 Back width **460**  
 Back height **340**



Stackable up to 8 high (not writing tablet)



**TAULINK**  
 Linking bracket **£30**

Code	Arm type	RRP
<b>TAU40002</b>	No arms	<b>£92</b>
<b>TAU40003</b>	Fixed arms	<b>£154</b>
<b>TAU40004</b>	Writing tablet	<b>£190</b>



## Taurus Plastic Bench

Taurus bench seating provides flex-back comfort with beam-mounted convenience that encourages movement and relaxation. The back curves to support the user and the contoured seat dissipates pressure points, offering the perfect combination of good looks, easy maintenance and affordability.



Overall width **1000** (3 wide **1450**, 4 wide **1900**)  
 Overall depth **600**  
 Overall height **760**  
 Seat width **470**  
 Seat depth **440**  
 Seat height **450**  
 Back width **460**  
 Back height **340**



Code	Description	RRP
<b>TAU-P-B2</b>	2 seats	<b>£370</b>
<b>TAU-P-B3</b>	3 seats	<b>£450</b>
<b>TAU-P-B3T</b>	2 seats and table	<b>£490</b>
<b>TAU-P-B4</b>	4 seats	<b>£600</b>
<b>TAU-P-B4T</b>	3 seats and table	<b>£660</b>








## Taurus Mesh

The Taurus mesh back variant is a versatile multi-purpose chair that adds refined, contemporary appeal just about anywhere its put to work. The black frame, black fabric seat, and black mesh back provides a simple, classic look that allows you to lock in the style that suits your décor.



Overall width **530** (With arms **640**, Tablet **590**)  
Overall depth **540**  
Overall height **835**  
Seat width **470**  
Seat depth **440**  
Seat height **450**  
Back width **460**  
Back height **340**



Black fabric seat with black mesh back



Stackable up to 6 high (not writing tablet)



**TAULINK**  
Linking bracket **£30**

Code	Arm type	RRP
<b>TAUMK</b>	No arms	<b>£105</b>
<b>TAUMA</b>	Fixed arms	<b>£205</b>
<b>TAUMKW</b>	Writing tablet	<b>£222</b>



## Taurus Wood

From the training room to the office canteen and waiting spaces, the Taurus wooden chair is ideal as a multi-functional work chair. A sturdy frame in chrome and elegant beech seat and back combine with an essential design, and it will even stack up to save space when not in use.



Overall width **530** (With arms **640**, Tablet **590**)  
Overall depth **540**  
Overall height **835**  
Seat width **470**  
Seat depth **440**  
Seat height **450**  
Back width **460**  
Back height **340**



Beech



Stackable up to 8 high (not writing tablet)



**TAULINK**  
Linking bracket **£30**

Code	Arm type	RRP
<b>TAU40005-W</b>	No arms	<b>£122</b>
<b>TAU40006-W</b>	Fixed arms	<b>£185</b>
<b>TAU40007-W</b>	Writing tablet	<b>£223</b>





## Fundamental

Fundamental is an economical and practical wooden chair that is ideal for office breakout rooms and dining areas. Fundamental has a simple yet modern design that creates a distinctive effect of lightness and elegance, offering additional comfort whilst employees dine and gather.



Overall width **530**  
 Overall depth **560**  
 Overall height **870**  
 Seat width **530**  
 Seat depth **560**  
 Seat height **450**  
 Back width **350**  
 Back height **430**



Beech



Stackable  
up to 8 high

Code	Description	RRP
<b>CH2012-B-C</b>	Beech seat & back	<b>£200</b>



## Fundamental Upholstered

Fundamental multi-purpose chairs are also available with an upholstered seat or fully upholstered, making them extremely comfortable and adaptable to any environment. The durable chrome frame and contoured back promote healthy posture and can be stacked for space-efficient storage.



Overall width **530**  
 Overall depth **560**  
 Overall height **870**  
 Seat width **530**  
 Seat depth **560**  
 Seat height **450**  
 Back width **350**  
 Back height **430**



Beech



Stackable  
up to 6 high

Code	Description	Band A	Band B	Band C	Band D	Band E
<b>CH2012-BUS-C</b>	Beech back & upholstered seat	<b>£225</b>	<b>£245</b>	<b>£265</b>	<b>£285</b>	<b>£300</b>
<b>CH2012-F-C</b>	Fully upholstered	<b>£265</b>	<b>£280</b>	<b>£300</b>	<b>£350</b>	<b>£400</b>






## Strut

A simple design with a chic edge, the Strut family of multi-purpose chairs offer a solution for a variety of environments. Multiple base options and numerous vibrant shell colours make Strut the perfect, customisable choice for café and dining environments, or meeting spaces.

Overall width **450** (Sled **480**)  
 Overall depth **510** (Sled **530**)  
 Overall height **850**  
 Seat width **440**  
 Seat depth **380**  
 Seat height **450**  
 Back width **400**  
 Back height **380**




Code	Description	RRP
<b>STR501C</b>	Chrome sled frame	<b>£265</b>
<b>STR502C</b>	Chrome 4 leg frame	<b>£265</b>
<b>STR504W</b>	Natural oak frame	<b>£270</b>



## Strut upholstered

The deluxe Strut chair is a picture of elegance whilst providing you with a superb comfortable seat to complement the multi-coloured plastic back options. including a back rest. Versatile in appearance and function with 3 frame styles, these sleek chairs are both easy on the eye and easy on the body.

Overall width **450** (Sled **480**)  
 Overall depth **510** (Sled **530**)  
 Overall height **850**  
 Seat width **440**  
 Seat depth **380**  
 Seat height **450**  
 Back width **400**  
 Back height **380**



Code	Description	Band A	Band B	Band C	Band D	Band E
<b>STR501C</b>	Chrome sled frame	<b>£350</b>	<b>£370</b>	<b>£380</b>	<b>£390</b>	<b>£410</b>
<b>STR502C</b>	Chrome 4 leg frame	<b>£350</b>	<b>£370</b>	<b>£380</b>	<b>£390</b>	<b>£410</b>
<b>STR504W</b>	Natural oak frame	<b>£360</b>	<b>£380</b>	<b>£390</b>	<b>£400</b>	<b>£420</b>



Please add shell colour followed by **SP** when ordering  
 e.g. **STR504W-WH-SP**





## Harmony

From rich hues to subtle neutral colours, the Harmony chair collection will transform any space with 4 leg frames available in chrome and black and a selection of colourful, moulded chair shells that are strong, durable, easy to clean and stylish, ideal for contract and retail settings.



Overall width **550**  
 Overall depth **520**  
 Overall height **830**  
 Seat width **550**  
 Seat depth **520**  
 Seat height **480**  
 Back width **550**  
 Back height **350**



Black  
**K**



Blue  
**BL**



Grey  
**GR**



Orange  
**OR**



Stackable  
up to 16 high

Code	Description	RRP
<b>HRM504C</b>	Chrome 4 leg	<b>£202</b>
<b>HRM504K</b>	Black 4 leg	<b>£202</b>



## Harmony upholstered

Harmony is a high-density stacking chair that is visually pleasing, with the added layer of comfort of a fully upholstered seat pad in a variety of fabric options for a perfect match of style, comfort and functionality. Mobility options make reconfigurability of any space effortless to support flexible landscapes.



Overall width **550**  
 Overall depth **520**  
 Overall height **830**  
 Seat width **550**  
 Seat depth **520**  
 Seat height **480**  
 Back width **550**  
 Back height **350**



Black  
**K**



Blue  
**BL**



Grey  
**GR**



Orange  
**OR**



Stackable  
up to 12 high

Code	Description	Band A	Band B	Band C	Band D	Band E
<b>HRM504C</b>	Chrome 4 leg	<b>£265</b>	<b>£287</b>	<b>£308</b>	<b>£329</b>	<b>£371</b>
<b>HRM504K</b>	Black 4 leg	<b>£265</b>	<b>£287</b>	<b>£308</b>	<b>£329</b>	<b>£371</b>



Please add shell colour followed by **SP** when ordering  
 e.g. **HRM504C-BL-SP**




## Quavo

In collaborative spaces, chairs are always being moved. That's why the lightweight and portable Quavo chair is such a fitting addition to the places people gather. Quavo is a multi-purpose chair that is made for any office environment, with a mesh back, fabric seat and a sled frame.



Overall width **420**  
 Overall depth **550**  
 Overall height **855**  
 Seat width **415**  
 Seat depth **465**  
 Seat height **450**  
 Back width **445**  
 Back height **390**



Black fabric seat with black mesh back

<b>Code</b>	<b>Description</b>	<b>RRP</b>
<b>QVO40005-K</b>	Sled frame	<b>£640</b>



Stackable up to 20 high



Sold in pack of 4



## Verve

With a contoured shape that provides comfort all day long, Verve allows for combinations of black and blue plastic shells, with chrome sled and 4 leg options to give personality and character to any space around a meeting table, in a dining area or a conference room.

Overall width **520**  
 Overall depth **510**  
 Overall height **810**  
 Seat width **420**  
 Seat depth **440**  
 Seat height **450**  
 Back width **420**  
 Back height **360**



Black  
**K**

Blue  
**BL**

<b>Code</b>	<b>Description</b>	<b>RRP</b>
<b>VRV501C</b>	Chrome sled	<b>£218</b>
<b>VRV504C</b>	Chrome 4 leg	<b>£247</b>



Stackable up to 16 high





## Gecko

The stylish Gecko dining chairs have a turtle shell design which is designed for maximum comfort and durability due to the easy clean curvaceous shape. Gecko seating is available in a multitude of colour options to complement the white seat, for a fun and easy match with any decorating style.



Overall width 550  
Overall depth 520  
Overall height 830  
Seat width 440  
Seat depth 520  
Seat height 480  
Back width 410  
Back height 400



Stackable  
up to 10 high

**Code**  
**CH8301**

**Description**  
Chrome 4 leg

**RRP**  
**£290**




## Sienna

Sienna is a moulded plastic dining chair and stool collection which is a fantastic contemporary choice and would make a stylish addition to any dining facility or café. The curved retro design is available with a chrome frame and is a practical and durable choice due to the easy clean curvaceous surface.



Overall width 455  
Overall depth 500  
Overall height 830  
Seat width 455  
Seat depth 500  
Seat height 475  
Back width 460  
Back height 420



Stackable  
up to 10 high

**Code**  
**SIE50001**

**Description**  
Chrome 4 leg

**RRP**  
**£500**



Sold in  
pack of 4






# MULTI-PURPOSE

## CAFE & DINING STOOLS

Our range of stools have been designed to make people feel welcome and comfortable when relaxing, during informal meetings, or waiting in an inspiring and comfortable environment. Bringing a timeless style to the workplace where design and unparalleled quality meet, stools encourage your back to have an upright posture which reduces the chances of back pains and injuries related to seating.



### FABRIC OPTIONS



Available  
from stock



Made-to-Order  
4-5 week lead time

(Selected products)



**REMY**

PAGE 334



**ROSCOE**

PAGE 335



**FUNDAMENTAL**

PAGE 336



**STRUT**

PAGE 337



**HARMONY**

PAGE 338



**GECKO**

PAGE 338



**SIENNA**

PAGE 339



**PREMA**

PAGE 339



## Remy metal legs

Versatile with a contemporary design that offers new heights of luxury and value, the Remy fully upholstered stool provides a superb, comfortable seat including a back rest, with a chrome sled frame that is a strong core for the stool. And the framework includes a stylish square footrest, allowing you to relax further.



Overall width **460**  
Overall depth **470**  
Overall height **940**  
Seat width **410**  
Seat depth **380**  
Seat height **770**  
Back width **390**  
Back height **190**

Code	Description	Band A	Band B	Band C	Band D	Band E
<b>REM-HS-CS</b>	No arms	<b>£462</b>	<b>£492</b>	<b>£524</b>	<b>£554</b>	<b>£615</b>
<b>REM-HSA-CS</b>	Fixed arms	<b>£554</b>	<b>£585</b>	<b>£615</b>	<b>£646</b>	<b>£708</b>




## Remy wooden legs

Remy is high full upholstered high stool with gentle moulded curves that invites people to sit and gather for casual conversations. Arm and armless models are available in multiple wood frame finishes with supporting footrests for added comfort, making it a perfect choice for every area of the office.



Overall width **410**  
Overall depth **470**  
Overall height **940**  
Seat width **410**  
Seat depth **380**  
Seat height **770**  
Back width **390**  
Back height **190**



Code	Description	Band A	Band B	Band C	Band D	Band E
<b>REM-HS</b>	No arms	<b>£677</b>	<b>£708</b>	<b>£738</b>	<b>£769</b>	<b>£800</b>
<b>REM-HSA</b>	Fixed arms	<b>£769</b>	<b>£800</b>	<b>£830</b>	<b>£860</b>	<b>£893</b>



Please add frame colour when ordering  
e.g. **REM-HS-K**






## Roscoe metal legs

Roscoe's tapered contours and curved seat and back design deliver a refined aesthetic that is built for long-lasting function. Choose from 4 designer colors with coordinating matching arms, with or without seat pad, making them ideal for cafes, office kitchens, dining halls - anywhere elegant, durable seating is needed.

Overall width **530**  
 Overall depth **480**  
 Overall height **1100**  
 Seat width **430**  
 Seat depth **370**  
 Seat height **760**  
 Back width **450**  
 Back height **340**



Code	Description	RRP	Band A	Band B	Band C	Band D	Band E
<b>ROS02-HS</b>	No arms	<b>£334</b>	<b>£401</b>	<b>£432</b>	<b>£462</b>	<b>£492</b>	<b>£524</b>
<b>ROS02-HSA</b>	Fixed arms	<b>£371</b>	<b>£432</b>	<b>£462</b>	<b>£492</b>	<b>£524</b>	<b>£554</b>



Seat pad




For seat pad, please add shell colour followed by **-SP** when ordering e.g. **ROS02-HSA-WY-SP**



## Roscoe wooden legs

The Roscoe high stool collection is a multi-tasker with a chic aesthetic that sets a new bar for plastic seating with an ingeniously simple design allows the back to flex, which encourages movement and relaxation. The wooden 4 leg option with supporting footrest enables the best stability and comfort.

Overall width **530**  
 Overall depth **480**  
 Overall height **1100**  
 Seat width **430**  
 Seat depth **370**  
 Seat height **760**  
 Back width **450**  
 Back height **340**



Code	Description	RRP	Band A	Band B	Band C	Band D	Band E
<b>ROS01-HS</b>	No arms	<b>£615</b>	<b>£677</b>	<b>£708</b>	<b>£738</b>	<b>£769</b>	<b>£800</b>
<b>ROS01-HSA</b>	Fixed arms	<b>£663</b>	<b>£738</b>	<b>£769</b>	<b>£800</b>	<b>£830</b>	<b>£860</b>



Seat pad






## Fundamental

Fundamental is an economical and practical wooden stool that is ideal for office breakout rooms and dining areas. Fundamental has a simple yet modern design that creates a distinctive effect of lightness and elegance, offering additional comfort whilst employees dine and gather.

Overall width **515**  
Overall depth **550**  
Overall height **1050**  
Seat width **515**  
Seat depth **550**  
Seat height **750**  
Back width **350**  
Back height **430**



Stackable  
up to 6 high


Code	Description	RRP
<b>HS2010-B-C</b>	Beech seat & back	<b>£250</b>



## Fundamental Upholstered

Fundamental multi-purpose stools are also available with an upholstered seat or fully upholstered, making them extremely comfortable and adaptable to any environment. The durable chrome frame and contoured back promote healthy posture, bringing a timeless style to the workplace.

Overall width **515**  
Overall depth **550**  
Overall height **1050**  
Seat width **515**  
Seat depth **550**  
Seat height **750**  
Back width **350**  
Back height **430**



Code	Description	Band A	Band B	Band C	Band D	Band E
<b>HS2010-BUS-C</b>	Beech back & upholstered seat	<b>£280</b>	<b>£300</b>	<b>£320</b>	<b>£340</b>	<b>£360</b>
<b>HS2010-F-C</b>	Fully upholstered	<b>£300</b>	<b>£320</b>	<b>£340</b>	<b>£360</b>	<b>£380</b>



Fabric  
Seat






## Strut

A simple design with a chic edge, the Strut family of multi-purpose stools offer a solution for a variety of environments. Multiple base options and numerous vibrant shell colours make Strut the perfect, customisable choice for café and dining environments, or informal spaces.



Overall width **450** (Sled **480**)  
 Overall depth **510** (Sled **530**)  
 Overall height **1060**  
 Seat width **440**  
 Seat depth **380**  
 Seat height **710**  
 Back width **400**  
 Back height **380**



Code	Description	RRP
<b>STR601C</b>	Chrome sled frame	<b>£315</b>
<b>STR604W</b>	Natural oak frame	<b>£380</b>




## Strut upholstered

The deluxe Strut stool is a picture of elegance whilst providing you with a superb comfortable seat to complement the multi-coloured plastic back options. Including a back rest. Versatile in appearance and function with 3 frame styles, these sleek stools are both easy on the eye and easy on the body.



Overall width **450** (Sled **480**)  
 Overall depth **510** (Sled **530**)  
 Overall height **1060**  
 Seat width **440**  
 Seat depth **380**  
 Seat height **710**  
 Back width **400**  
 Back height **380**



Code	Description	Band A	Band B	Band C	Band D	Band E
<b>STR601C</b>	Chrome sled frame	<b>£400</b>	<b>£420</b>	<b>£440</b>	<b>£450</b>	<b>£465</b>
<b>STR604W</b>	Natural oak frame	<b>£421</b>	<b>£435</b>	<b>£446</b>	<b>£459</b>	<b>£471</b>



Fabric Seat



Please add shell colour followed by **SP** when ordering  
 e.g. **STR601C-WH-SP**



# SEATING

MULTI-PURPOSE STOOLS







## Harmony

From rich hues to subtle neutral colours, the Harmony stool collection will transform any space with sled frames available in chrome and a selection of colourful, moulded chair shells that are strong, durable, easy to clean and stylish, ideal for contract and retail settings.



Overall width 550  
Overall depth 520  
Overall height 1160  
Seat width 550  
Seat depth 520  
Seat height 800  
Back width 550  
Back height 350



Code	Description	RRP	Band A	Band B	Band C	Band D	Band E
<b>HRM509C</b>	No arms	<b>£297</b>	<b>£398</b>	<b>£424</b>	<b>£446</b>	<b>£467</b>	<b>£504</b>



Fabric Seat



For seat pad, please add shell colour followed by **-SP** when ordering e.g. **HRM509C-GR-SP**



## Gecko

The stylish Gecko dining chairs and stools have a turtle shell design which is designed for maximum comfort and durability due to the easy clean curvaceous shape. Gecko seating is available in a multitude of colour options to complement the white seat, for a fun and easy match with any decorating style.



Overall width 510  
Overall depth 510  
Overall height 1120  
Seat width 510  
Seat depth 510  
Seat height 800  
Back width 410  
Back height 400



Stackable up to 4 high

Code	Description	RRP
<b>HS8301</b>	No arms	<b>£410</b>





## Sienna

Sienna is a moulded plastic dining chair and stool collection which is a fantastic contemporary choice and would make a stylish addition to any dining facility or café. The curved retro design is available with a chrome frame and is a practical and durable choice due to the easy clean curvaceous surface.



Overall width **455**  
Overall depth **500**  
Overall height **1140**  
Seat width **455**  
Seat depth **500**  
Seat height **785**  
Back width **460**  
Back height **420**



Black  
**K**



Blue  
**BL**



Grey  
**G**



Orange  
**OR**



Sold in pack of 2

**Code**  
**SIE50009**

**Description**  
No arms

**RRP**  
**£460**



## Prema

The Prema industrial operator chair is a great entry level laboratory and workplace chair featuring a fully adjustable, strong polyurethane back and seat that can easily be wiped clean. Prema is ideal for research industries including laboratories, universities and school science rooms or for use with a tall bench.



Overall width **455**  
Overall depth **635**  
Overall height **950-1080**  
Seat width **455**  
Seat depth **430**  
Seat height **605-735**  
Back width **410**  
Back height **305**

**Code**  
**PRM300G1**

**Description**  
No arms

**RRP**  
**£328**



# SEATING FAMILIES

## MADE-TO-ORDER SEATING

Everybody deserves a good office chair which has the movement and positioning capabilities to enable people to sit comfortably, whilst at the same time encouraging productivity by seamlessly supporting the body during work activities. That means combining the right ergonomic design and advanced functionality for optimum flexibility and comfort, in addition to selecting the customer's individual choice of chair fabric that coordinates with the interior design style or corporate branding.



## FABRIC OPTIONS



Made-to-Order  
3-4 week lead time  
(Selected products)





TEGAN

PAGE 342



SENZA

PAGE 346



JOTA

PAGE 350



ALTINO

PAGE 354



SOLUS

PAGE 358



SUZI

PAGE 362



TUBA

PAGE 366



SANTANA

PAGE 372

# TEGAN

## MADE-TO-ORDER SEATING FAMILIES

Tegan is an ergonomic and sophisticated seating solution that provides exceptional comfort throughout the working day, whether you are located in the main office or a meeting room. Tegan offers a breathable mesh or fully upholstered back option as an operator chair, 4 leg meeting chair or cantilever frame visitors chair, all with a contoured padded seat and an infinite variety of fabrics to suit every design direction.



### PRODUCT SPECS

EN1335-1:2000, EN1335-2:2009



Product guarantee



Manufactured in the UK

### FABRICS



Fabric bands  
A, B, C, D, E

## FEATURES

Fabric or mesh back chairs are complemented by a selection of 2D & 3D arm options

Ideal for working at a desk with a choice of synchro or PCB mechanisms

Range available with 5 star bases, 4 leg and cantilever frames

Support a wide range of body types comfortably encouraging healthy postures

### TGF22-000

Full upholstered operator chair with optional headrest

### TGF100

Full upholstered cantilever meeting chair



### TGM11-000

Mesh back operator chair with made-to-order fabric seat



### TGF200

4 leg meeting chair available in fabric or mesh back



## ARM OPTIONS



### 2D arms

Height adjustable 70mm  
Arm pad movement front to back



### 3D arms

Height adjustable 105mm  
Arm movement front to back & rotation +/- 20°



### Lumbar support

00L +£35



### Seat slide

0S0 +£45



### Chrome base

C00 +£55

## EXTRAS



# SEATING FAMILIES

TEGAN

## Mesh

Synchro operators chair



Synchro back with user weight tension control and anti shock back

## Fabric

Synchro operators chair



## Mesh

PCB operators chair



Permanent contact back lockable in any position

## Fabric

PCB operators chair



CODE	Fabric bands				
	A	B	C	D	E
<b>MESH BACK</b>					
TGM20-000 No arms	£350	£360	£370	£390	£410
TGM21-000 2D arms	£410	£420	£430	£450	£470
TGM22-000 3D arms	£430	£440	£450	£470	£490

CODE	Fabric bands				
	A	B	C	D	E
<b>FABRIC BACK NO HEADREST</b>					
TGF20-000 No arms	£324	£337	£348	£362	£386
TGF21-000 2D arms	£386	£398	£411	£422	£447
TGF22-000 3D arms	£411	£422	£436	£447	£472

CODE	Fabric bands				
	A	B	C	D	E
<b>FABRIC BACK WITH HEADREST</b>					
TGFH22-000 3D arms	£480	£491	£504	£516	£540

CODE	Fabric bands				
	A	B	C	D	E
<b>MESH BACK</b>					
TGM10-000 No arms	£300	£310	£320	£340	£360
TGM11-000 2D arms	£350	£360	£370	£390	£410
TGM12-000 3D arms	£370	£380	£390	£410	£430

CODE	Fabric bands				
	A	B	C	D	E
<b>FABRIC BACK NO HEADREST</b>					
TGF10-000 No arms	£250	£260	£270	£290	£310
TGF11-000 2D arms	£300	£315	£325	£340	£360
TGF12-000 3D arms	£320	£330	£340	£360	£380

CODE	Fabric bands				
	A	B	C	D	E
<b>FABRIC BACK WITH HEADREST</b>					
TGFH12-000 3D arms	£417	£430	£441	£455	£480

### DIMENSIONS

Overall width 680  
Overall depth 590  
Overall height 1005-1130  
Seat width 480  
Seat depth 475  
Seat height 480-605  
Back width 470  
Back height 525

### MECHANISMS

Gas lift adjustment  
Back rake adjustment  
Back height ratchet adjustment  
Back tilt with 5 locking positions  
Anti shock back  
User weight tension control

### DIMENSIONS

Overall width 680  
Overall depth 590  
Overall height 1005-1130 (headrest 1220-1345)  
Seat width 480  
Seat depth 475  
Seat height 480-605  
Back width 470  
Back height 525

### MECHANISMS

Gas lift adjustment  
Back rake adjustment  
Back height ratchet adjustment  
Back tilt with 5 locking positions  
Anti shock back  
User weight tension control  
Optional adjustable headrest

### DIMENSIONS

Overall width 680  
Overall depth 590  
Overall height 1005-1130  
Seat width 480  
Seat depth 475  
Seat height 480-605  
Back width 470  
Back height 525

### MECHANISMS

Gas lift adjustment  
Back rake adjustment  
Back height adjustment  
Back lockable in any position

### DIMENSIONS

Overall width 680  
Overall depth 590  
Overall height 1005-1130 (headrest 1220-1345)  
Seat width 480  
Seat depth 475  
Seat height 480-605  
Back width 470  
Back height 525

### MECHANISMS

Gas lift adjustment  
Back rake adjustment  
Back height adjustment by hand wheel  
Back lockable in any position  
Optional adjustable headrest

Combine any options on fabric task seating  
For Lumbar support change code to **-00L (+£35)**, for seat slide change to **-050 (+£45)**, Chrome base replace with **-C00 (+£55)**.  
eg. **TGF20-COL** Chrome base & Lumbar **+£90**

# SEATING FAMILIES

TEGAN

## Mesh

4 leg meeting chair

## Fabric

4 leg meeting chair

## Mesh

Cantilever meeting chair

## Fabric

Cantilever meeting chair



25mm diameter legs with nylon feet

25mm diameter cantilever frame with glides

CODE	Fabric bands				
	A	B	C	D	E
<b>MESH BACK</b>					
<b>TGM200</b>	<b>£350</b>	<b>£360</b>	<b>£370</b>	<b>£380</b>	<b>£400</b>
Fixed arms					

CODE	Fabric bands				
	A	B	C	D	E
<b>FABRIC BACK</b>					
<b>TGF200</b>	<b>£350</b>	<b>£360</b>	<b>£370</b>	<b>£390</b>	<b>£410</b>
Fixed arms					

CODE	Fabric bands				
	A	B	C	D	E
<b>MESH BACK</b>					
<b>TGM100</b>	<b>£310</b>	<b>£320</b>	<b>£330</b>	<b>£340</b>	<b>£350</b>
Fixed arms					

CODE	Fabric bands				
	A	B	C	D	E
<b>FABRIC BACK</b>					
<b>TGF100</b>	<b>£310</b>	<b>£320</b>	<b>£330</b>	<b>£340</b>	<b>£350</b>
Fixed arms					

### DIMENSIONS

Overall width **640**  
 Overall depth **550**  
 Overall height **930**  
 Seat width **420**  
 Seat depth **460**  
 Seat height **470**  
 Back width **440**  
 Back height **550**

### FEATURES

25mm diameter frame  
 Nylon feet  
 Fixed arm rest

### DIMENSIONS

Overall width **640**  
 Overall depth **550**  
 Overall height **930**  
 Seat width **420**  
 Seat depth **460**  
 Seat height **470**  
 Back width **440**  
 Back height **550**

### FEATURES

25mm diameter frame  
 Nylon feet  
 Fixed arm rest

### DIMENSIONS

Overall width **640**  
 Overall depth **550**  
 Overall height **930**  
 Seat width **420**  
 Seat depth **460**  
 Seat height **470**  
 Back width **440**  
 Back height **550**

### FEATURES

25mm diameter frame  
 Glides on frame  
 Fixed arm rest

### DIMENSIONS

Overall width **640**  
 Overall depth **550**  
 Overall height **930**  
 Seat width **420**  
 Seat depth **460**  
 Seat height **470**  
 Back width **440**  
 Back height **550**

### FEATURES

25mm diameter frame  
 Glides on frame  
 Fixed arm rest

Combine options on mesh task seating  
 For seat slide change to **-050 (+£45)**, Chrome base replace with **-C00 (+£55)**.  
 eg. **TGM20-CS0** Chrome base & seat slide **+£100**

# SENZA

## MADE-TO-ORDER SEATING FAMILIES

Comfort, reliability and affordability are the key attributes of the Senza operator and visitor chairs, with their curvaceous profile and vast array of options that deliver style as well as substance. Equipped with ergonomic features, a high back, extra high back and mesh back options together with draughtsman and visitor chairs, this seating family easily provides the comfort needed for a long day at work.



### PRODUCT SPECS

EN1335-1:2000, EN1335-2:2009, BS 5459-2:2000+A2:2008



Product guarantee



Designed & manufactured

### FABRICS



Fabric bands  
A, B, C, D, E



# FEATURES

Ideal for working at a desk or a computer providing maximum support

Choose your back style and mechanism to support the way you work

CMHR high resilience, flexible foam seats for enhanced comfort

Perfect for training rooms, conference suites and waiting rooms

### SXERGOA

24 hour ergonomic chair with lumbar support & seat tilt



### SMD43-000

Mesh back draughtsman chair with chrome footring



### SM46-000

Mesh back operator chair with folding arms



### SH40-000

Fully upholstered operator chair with 3 arm options

### SC00-000

Cantilever meeting chair with chrome frame

## ARM OPTIONS



Fixed



Adjustable



Folding

## EXTRAS



Lumbar support  
00L +£35



Seat slide  
050 +£35



Chrome base  
C00 +£45

# SEATING FAMILIES

SENZA

## Ergo

24hr ergonomic chair



Lumbar support, seat tilt & chrome base as standard

## XL

Asynchro



Back height 590mm

## High

Asynchro



Back height 500mm

### Fabric bands

CODE	A	B	C	D	E
------	---	---	---	---	---

#### FABRIC BACK

<b>SXERGOA</b>	<b>£470</b>	<b>£480</b>	<b>£490</b>	<b>£510</b>	<b>£530</b>
----------------	-------------	-------------	-------------	-------------	-------------

PCB

<b>SXERGOB</b>	<b>£490</b>	<b>£500</b>	<b>£510</b>	<b>£530</b>	<b>£550</b>
----------------	-------------	-------------	-------------	-------------	-------------

Asynchro

### Fabric bands

CODE	A	B	C	D	E
------	---	---	---	---	---

#### FABRIC BACK

<b>SX40-000</b>	<b>£351</b>	<b>£368</b>	<b>£383</b>	<b>£421</b>	<b>£472</b>
-----------------	-------------	-------------	-------------	-------------	-------------

No arms

<b>SX43-000</b>	<b>£377</b>	<b>£391</b>	<b>£408</b>	<b>£445</b>	<b>£497</b>
-----------------	-------------	-------------	-------------	-------------	-------------

Fixed arms

<b>SX44-000</b>	<b>£415</b>	<b>£433</b>	<b>£445</b>	<b>£486</b>	<b>£537</b>
-----------------	-------------	-------------	-------------	-------------	-------------

Adjustable arms

<b>SX46-000</b>	<b>£438</b>	<b>£455</b>	<b>£470</b>	<b>£509</b>	<b>£561</b>
-----------------	-------------	-------------	-------------	-------------	-------------

Folding arms

### Fabric bands

CODE	A	B	C	D	E
------	---	---	---	---	---

#### FABRIC BACK

<b>SH40-000</b>	<b>£310</b>	<b>£320</b>	<b>£330</b>	<b>£350</b>	<b>£370</b>
-----------------	-------------	-------------	-------------	-------------	-------------

No arms

<b>SH43-000</b>	<b>£330</b>	<b>£340</b>	<b>£350</b>	<b>£370</b>	<b>£390</b>
-----------------	-------------	-------------	-------------	-------------	-------------

Fixed arms

<b>SH44-000</b>	<b>£375</b>	<b>£385</b>	<b>£395</b>	<b>£415</b>	<b>£435</b>
-----------------	-------------	-------------	-------------	-------------	-------------

Adjustable arms

<b>SH46-000</b>	<b>£385</b>	<b>£395</b>	<b>£405</b>	<b>£425</b>	<b>£445</b>
-----------------	-------------	-------------	-------------	-------------	-------------

Folding arms

### DIMENSIONS

Overall width **680**  
 Overall depth **650**  
 Overall height **1120-1250**  
 Seat width **520**  
 Seat depth **500**  
 Seat height **540-670**  
 Back width **590**  
 Back height **590**

### MECHANISMS

Back rake adjustment  
 Back height ratchet adjustment  
 Weight tension control  
 Lumbar support  
 Seat depth adjustment  
 Independent seat tilt adjustment (SXERGOA only)

### DIMENSIONS

Overall width **680**  
 Overall depth **650**  
 Overall height **1050-1180**  
 Seat width **520**  
 Seat depth **500**  
 Seat height **540-670**  
 Back width **480**  
 Back height **590**

### MECHANISMS

Gas lift adjustment  
 Back rake adjustment  
 Back height ratchet adjustment  
 Independent seat tilt adjustment

### DIMENSIONS

Overall width **680**  
 Overall depth **650**  
 Overall height **970-1100**  
 Seat width **520**  
 Seat depth **500**  
 Seat height **470-600**  
 Back width **450**  
 Back height **500**

### MECHANISMS

Gas lift adjustment  
 Back rake adjustment  
 Back height ratchet adjustment  
 Independent seat tilt adjustment

Combine any options on fabric task seating  
 For Lumbar support change code to **-00L (+£35)**, for seat slide change to **-050 (+£35)**, Chrome base replace with **-C00 (+£45)**.  
 eg. **SX44-0SL** Seat slide & Lumbar **+£70**

## Mesh

Asynchro



Back height 570mm

CODE	Fabric bands				
	A	B	C	D	E
<b>MESH BACK</b>					
<b>SM40-000</b> No arms	£315	£325	£335	£345	£355
<b>SM43-000</b> Fixed arms	£347	£357	£367	£377	£387
<b>SM44-000</b> Adjustable arms	£382	£392	£402	£412	£422
<b>SM46-000</b> Folding arms	£408	£418	£428	£438	£448

### DIMENSIONS

Overall width **680**  
Overall depth **650**  
Overall height **1030-1160**  
Seat width **520**  
Seat depth **500**  
Seat height **470-600**  
Back width **480**  
Back height **570**

### MECHANISMS

Gas lift adjustment  
Back rake adjustment  
Back height ratchet adjustment  
Independent seat tilt adjustment

## Draughtsman



Chrome footring

CODE	Fabric bands				
	A	B	C	D	E
<b>MESH BACK</b>					
<b>SMD40-000</b> No arms	£434	£445	£459	£471	£485
<b>SMD43-000</b> Fixed arms	£458	£470	£484	£496	£510
<b>SMD44-000</b> Adjustable arms	£483	£494	£508	£519	£533

### DIMENSIONS

Overall width **620**  
Overall depth **550**  
Overall height **1090-1340**  
Seat width **480**  
Seat depth **460**  
Seat height **550-880**  
Back height **530**  
Back width **460**

### MECHANISMS

Gas lift adjustment  
Back rake adjustment  
Back height adjustment

## Visitor



Chrome cantilever frame with arms

CODE	Fabric bands				
	A	B	C	D	E
<b>FABRIC BACK</b>					
<b>SC00-000</b> Fixed arms	£350	£360	£370	£390	£410

### DIMENSIONS

Overall width **565**  
Overall depth **625**  
Overall height **900**  
Seat width **510**  
Seat depth **490**  
Seat height **440**  
Back width **450**  
Back height **495**

Combine options on mesh task seating  
For seat slide change to **-050 (+£35)**, Chrome base replace with **-C00 (+£45)**,  
eg. **SM40-CS0** Chrome base & seat slide **+£80**



# JOTA

## MADE-TO-ORDER SEATING FAMILIES

Jota has a traditional oval shaped back design in a number of sizes with high density seat and back foam for maximum user comfort. With so many adjustable settings in the fabric, mesh, draughtsman and visitor chairs, the Jota seating family offers the ideal configuration for any hard-working professional, eliminating aches and pains associated with improper support.



### PRODUCT SPECS

EN1335-1:2000, EN1335-2:2009, BS 5459-2:2000+A2:2008



Product guarantee



Designed & manufactured

### FABRICS



Fabric bands  
A, B, C, D, E

## FEATURES

Ideal for working at a desk or a computer providing maximum support

Choose your back style and mechanism to support the way you work

CMHR high resilience, flexible foam seats for enhanced comfort

Perfect for training rooms, conference suites, offices and waiting rooms

**VC01-000**  
Cantilever meeting chair in black or chrome frame



**VMH11-000**  
Mesh back operator chair with PCB back



**VM10-000**  
Fully upholstered operator chair with PCB back



**JX44-000**  
Fabric made-to-order operator chair with XXL back



### ARM OPTIONS



Fixed



Adjustable



Folding

### EXTRAS



Lumbar support  
**00L +£35**



Seat slide  
**050 +£35**



Chrome base  
**C00 +£45**

# SEATING FAMILIES

JOTA

## Ergo

24hr ergonomic chair



Lumbar support, seat tilt & chrome base as standard

## XXL

XXL back fabric operator chair



Asynchro mech with independent seat tilt

## XL

Extra high back fabric operator chair



## Draughtsman

Fabric/mesh back draughtsman chair



Available with fabric & mesh back

CODE	Fabric bands				
	A	B	C	D	E
<b>FABRIC BACK</b>					
JXERGOA PCB	£430	£440	£450	£470	£490
JXERGOB Asynchro	£470	£480	£490	£510	£530

CODE	Fabric bands				
	A	B	C	D	E
<b>FABRIC BACK</b>					
JX40-000 No arms	£300	£310	£320	£340	£360
JX43-000 Fixed arms	£325	£335	£345	£365	£385
JX44-000 Adjustable arms	£360	£370	£380	£400	£420
JX46-000 Folding arms	£380	£390	£400	£420	£440

CODE	Fabric bands				
	A	B	C	D	E
<b>FABRIC BACK</b>					
JH40-000 No arms	£280	£290	£300	£320	£340
JH43-000 Fixed arms	£300	£310	£320	£340	£360
JH44-000 Adjustable arms	£340	£350	£360	£380	£400
JH46-000 Folding arms	£360	£370	£380	£400	£420

CODE	Fabric bands				
	A	B	C	D	E
<b>FABRIC BACK</b>					
VD20-000 No arms	£257	£272	£289	£328	£378
VD21-000 Fixed arms	£281	£295	£313	£351	£401
VD22-000 Adjustable arms	£313	£328	£344	£383	£434
<b>MESH BACK</b>					
VMD20-000 No arms	£343	£358	£369	£384	£397
VMD21-000 Fixed arms	£408	£419	£435	£446	£462
VMD22-000 Adjustable arms	£438	£453	£465	£480	£491

### DIMENSIONS

Overall width 680  
Overall depth 650  
Overall height 1040-1240  
Seat width 520  
Seat depth 500  
Seat height 510-630  
Back width 500  
Back height 590

### MECHANISMS

Gas lift adjustment  
Back rake adjustment  
Back height ratchet adjustment  
Weight tension control  
Lumbar support  
Seat depth adjustment  
Independent seat tilt adjustment (JXERGOA only)

### DIMENSIONS

Overall width 680  
Overall depth 650  
Overall height 970-1170  
Seat width 520  
Seat depth 500  
Seat height 440-560  
Back width 480  
Back height 590

### MECHANISMS

Gas lift adjustment  
Back rake adjustment  
Back height ratchet adjustment  
Independent seat tilt adjustment

### DIMENSIONS

Overall width 680  
Overall depth 650  
Overall height 940-1140  
Seat width 520  
Seat depth 500  
Seat height 440-560  
Back width 450  
Back height 510

### MECHANISMS

Gas lift adjustment  
Back rake adjustment  
Back height ratchet adjustment  
Independent seat tilt adjustment

### DIMENSIONS

Overall width 670  
Overall depth 600  
Overall height 990-1260  
Seat width 470  
Seat depth 450  
Seat height 590-860  
Back width 420  
Back height 400

### MECHANISMS

Gas lift adjustment  
Back rake adjustment  
Back height adjustment  
Folding back rest  
Foot ring

Combine any options on fabric task seating  
For Lumbar support change code to **-00L (+£35)**, for seat slide change to **-050 (+£35)**, Chrome base replace with **-C00 (+£45)**.  
eg. **JX46-CSL** Chrome base, Seat slide & Lumbar **+£115**



# SEATING FAMILIES

JOTA

## High

High back Asynchro/PCB operator chair



Independent seat tilt on VH20-22 only

## Medium

Medium back PCB operator chair



Permanent contact back lockable in any position

## Mesh

Mesh back operator chair



## Visitor

Fabric visitor chair



Frame in black or chrome

CODE	Fabric bands				
	A	B	C	D	E
<b>PCB FABRIC BACK</b>					
VH10-000	£200	£205	£210	£230	£250
No arms					
VH11-000	£220	£225	£230	£250	£270
Fixed arms					
VH12-000	£250	£255	£260	£280	£300
Adjustable arms					

CODE	Fabric bands				
	A	B	C	D	E
<b>ASYNCHRO FABRIC BACK</b>					
VH20-000	£215	£220	£225	£245	£265
No arms					
VH21-000	£235	£240	£245	£265	£285
Fixed arms					
VH22-000	£265	£270	£275	£295	£315
Adjustable arms					

**DIMENSIONS**  
 Overall width 670  
 Overall depth 600  
 Overall height 920-1120  
 Seat width 470  
 Seat depth 450  
 Seat height 440-560  
 Back width 420  
 Back height 530

**MECHANISMS**  
 Gas lift adjustment  
 Back rake adjustment  
 Back height adjustment  
 Independent seat tilt adjustment (VH20-22 only)

CODE	Fabric bands				
	A	B	C	D	E
<b>FABRIC BACK</b>					
VM10-000	£190	£195	£200	£220	£240
No arms					
VM11-000	£210	£215	£220	£240	£260
Fixed arms					
VM12-000	£240	£245	£250	£270	£290
Adjustable arms					

**DIMENSIONS**  
 Overall width 670  
 Overall depth 600  
 Overall height 840-960  
 Seat width 470  
 Seat depth 450  
 Seat height 440-560  
 Back width 430  
 Back height 530

**MECHANISMS**  
 Gas lift adjustment  
 Back rake adjustment  
 Back height adjustment

CODE	Fabric bands				
	A	B	C	D	E
<b>MESH BACK</b>					
VMH10-000	£250	£255	£260	£280	£300
No arms					
VMH11-000	£270	£275	£280	£300	£320
Fixed arms					
VMH12-000	£295	£300	£305	£325	£345
Adjustable arms					

**DIMENSIONS**  
 Overall width 670  
 Overall depth 600  
 Overall height 870-990  
 Seat width 470  
 Seat depth 450  
 Seat height 440-560  
 Back width 430  
 Back height 530

**MECHANISMS**  
 Gas lift adjustment  
 Back rake adjustment  
 Back height adjustment

CODE	Fabric bands				
	A	B	C	D	E
<b>BLACK BASE</b>					
VC00-000	£257	£272	£289	£328	£378
No arms					
VC01-000	£281	£295	£313	£351	£401
Fixed arms					

CODE	Fabric bands				
	A	B	C	D	E
<b>CHROME BASE</b>					
VC00-C00	£302	£317	£334	£373	£423
No arms					
VC01-C00	£326	£340	£358	£396	£446
Fixed arms					

**DIMENSIONS**  
 Overall width 670  
 Overall depth 605  
 Overall height 880  
 Seat width 470  
 Seat depth 450  
 Seat height 480  
 Back width 420  
 Back height 400

Combine options on mesh task seating  
 For seat slide change to **-050 (+£35)**, Chrome base replace with **-C00 (+£45)**.  
 eg. **VMH10-CS0** Chrome base & seat slide **+£80**

# ALTINO

## MADE-TO-ORDER SEATING FAMILIES

With its clean, modern styling, Altino is guaranteed to provide a contemporary feel to any office environment, due to the multi functions and ergonomic design of the chair. The sculptured moulded foam seat combines with the breathable slimline mesh back or fabric back options, to keep users cool and comfortable in any office or meeting environment.



### PRODUCT SPECS

EN1335-1:2000, EN1335-2:2009, BS 5459-2:2000+A2:2008



Product guarantee



Designed & manufactured

### FABRICS



Fabric bands  
A, B, C, D, E

## FEATURES

No-nonsense office chair designed to fully support in multiple positions

Breathable, black mesh back or fabric back options to suit all

Available with no arms, fixed arms, or height adjustable arms

Asynchro mechanism provides free floating back action, lockable seat and back

**AC01-000**  
Cantilever meeting chair in black or chrome frame



**AHD12-000**  
Mesh back draughtsman chair with chrome footring



**AXERGOA**  
24 hour ergonomic chair with adjustable lumbar support



**AH21-000**  
Operator chair with upholstered seat and breathable mesh back

### ARM OPTIONS



Fixed



Adjustable



Folding

### EXTRAS



Lumbar support  
**00L +£35**



Seat slide  
**050 +£35**



Chrome base  
**C00 +£45**



# SEATING FAMILIES

ALTINO

## Ergo

24hr ergonomic chair



Lumbar support, seat slide and chrome base as standard

## XL

High back operator chair



Asynchro back with back rake adjustment, independent seat tilt and anti shock back

## High

High back asynchro operator chair



## High

High back PCB operator chair



Permanent contact back lockable in any position

CODE	Fabric bands				
	A	B	C	D	E
<b>FABRIC BACK</b>					
AXERGOA PCB	£455	£470	£484	£514	£587
AXERGOB Asynchro	£484	£502	£514	£542	£616

CODE	Fabric bands				
	A	B	C	D	E
<b>FABRIC BACK</b>					
LH40-000 No arms	£250	£260	£270	£290	£310
LH43-000 Fixed arms	£275	£285	£295	£315	£335
LH44-000 Adjustable arms	£310	£320	£330	£350	£370
LH46-000 Folding arms	£330	£340	£350	£370	£390

CODE	Fabric bands				
	A	B	C	D	E
<b>FABRIC BACK</b>					
TH20-000 No arms	£230	£240	£250	£270	£290
TH21-000 Fixed arms	£250	£260	£270	£290	£310
TH22-000 Adjustable arms	£280	£290	£300	£320	£340

CODE	Fabric bands				
	A	B	C	D	E
<b>FABRIC BACK</b>					
TH10-000 No arms	£215	£225	£235	£255	£275
TH11-000 Fixed arms	£235	£245	£255	£275	£295
TH12-000 Adjustable arms	£265	£275	£285	£305	£325

### DIMENSIONS

Overall width 680  
Overall depth 650  
Overall height 1060-1180  
Seat width 520  
Seat depth 500  
Seat height 540-670  
Back width 500  
Back height 590

### MECHANISMS

Gas lift adjustment  
Back rake adjustment  
Back height ratchet adjustment  
Weight tension control  
Lumbar support  
Seat depth adjustment  
Independent seat tilt adjustment (AXERGOA only)

### DIMENSIONS

Overall width 680  
Overall depth 650  
Overall height 1020-1140  
Seat width 520  
Seat depth 500  
Seat height 440-560  
Back width 450  
Back height 550

### MECHANISMS

Gas lift adjustment  
Back rake adjustment  
Back height ratchet adjustment  
Independent seat tilt adjustment

### DIMENSIONS

Overall width 670  
Overall depth 600  
Overall height 990-1110  
Seat width 470  
Seat depth 450  
Seat height 440-560  
Back width 430  
Back height 500

### MECHANISMS

Gas lift adjustment  
Back rake adjustment  
Back height adjustment  
Independent seat tilt adjustment

### DIMENSIONS

Overall width 670  
Overall depth 600  
Overall height 990-1110  
Seat width 470  
Seat depth 450  
Seat height 440-560  
Back width 430  
Back height 400

### MECHANISMS

Gas lift adjustment  
Back rake adjustment  
Back height adjustment

Combine any options on fabric task seating  
For Lumbar support change code to **-00L (+£35)**, for seat slide change to **-050 (+£35)**, Chrome base replace with **-C00 (+£45)**.  
**LH40-COL** Chrome base & Lumbar **+£80**

# SEATING FAMILIES

ALTINO

## Draughtsman

Mesh back draughtsman chair



Chrome footring

## Mesh

3 lever operator chair



Asynchro back with back rake adjustment and independent seat tilt

## Mesh

2 lever operator chair



Permanent contact back lockable in any position

## Visitor

Cantilever visitor chair



Frame in black or chrome

CODE	Fabric bands				
	A	B	C	D	E
<b>MESH BACK</b>					
AHD10-000 No arms	£300	£305	£310	£320	£340
AHD11-000 Fixed arms	£320	£325	£330	£340	£360
AHD12-000 Adjustable arms	£350	£355	£360	£370	£390

CODE	Fabric bands				
	A	B	C	D	E
<b>MESH BACK</b>					
AH20-000 No arms	£260	£265	£270	£280	£300
AH21-000 Fixed arms	£280	£285	£290	£300	£320
AH22-000 Adjustable arms	£310	£315	£320	£330	£350

CODE	Fabric bands				
	A	B	C	D	E
<b>MESH BACK</b>					
AH10-000 No arms	£240	£245	£250	£260	£270
AH11-000 Fixed arms	£260	£265	£270	£280	£300
AH12-000 Adjustable arms	£290	£295	£300	£310	£330

CODE	Fabric bands				
	A	B	C	D	E
<b>BLACK BASE</b>					
AC00-000 No arms	£280	£285	£290	£300	£320
AC01-000 Fixed arms	£300	£305	£310	£320	£340
<b>CHROME BASE</b>					
AC00-C00 No arms	£325	£330	£335	£345	£365
AC01-C00 Fixed arms	£345	£350	£355	£365	£385

**DIMENSIONS**  
 Overall width 670  
 Overall depth 600  
 Overall height 1090-1340  
 Seat width 470  
 Seat depth 450  
 Seat height 550-800  
 Back width 460  
 Back height 530

**MECHANISMS**  
 Gas lift adjustment  
 Back rake adjustment  
 Back height adjustment  
 Chrome foot ring

**DIMENSIONS**  
 Overall width 670  
 Overall depth 600  
 Overall height 970-1090  
 Seat width 470  
 Seat depth 450  
 Seat height 440-560  
 Back width 430  
 Back height 530

**MECHANISMS**  
 Gas lift adjustment  
 Back rake adjustment  
 Back height adjustment  
 Independent seat tilt adjustment

**DIMENSIONS**  
 Overall width 670  
 Overall depth 600  
 Overall height 970-1090  
 Seat width 470  
 Seat depth 450  
 Seat height 440-560  
 Back width 430  
 Back height 530

**MECHANISMS**  
 Gas lift adjustment  
 Back rake adjustment  
 Back height adjustment

**DIMENSIONS**  
 Overall width 670  
 Overall depth 605  
 Overall height 880  
 Seat width 470  
 Seat depth 450  
 Seat height 480  
 Back width 430  
 Back height 530

Combine options on mesh task seating  
 For seat slide change to **-050 (+£35)**, Chrome base replace with **-C00 (+£45)**.  
 eg. **AH20-C50** Chrome base & seat slide **+£80**

# SOLUS

## MADE-TO-ORDER SEATING FAMILIES

Solus is a multi-purpose seating collection with a subtle elegance that brings a touch of style to any space. The unique, robust designer back and elegant curves will compliment any work environment, and Solus's simplistic tilt mechanism provides exceptional customised support and a high level of comfort without the need for manual adjustment.



### PRODUCT SPECS

EN1335-1:2000, EN1335-2:2009, BS 5459-2:2000+A2:2008



Product guarantee



Manufactured in the UK

### FABRICS



Fabric bands  
A, B, C, D, E



## FEATURES

Designed exclusively by Martin Ballendat

Next generation office chairs with a natural tilt mechanism for increased comfort

Designer seats available in black and dove grey with padded arm rests

Made to order seat pads available in a multitude of fabric colour options

### SLS200-C

Black or chrome 4 leg meeting chair



### SLS400-K

Draughtsman chair with black or chrome base



### SLS100-K

Black or chrome cantilever frame meeting chair



### SLS305-C

Operator chair with chrome or black base available with castors or glides



## OPTIONS



Chrome base



Black base



Dove Grey shell



Black shell

## Operator

Chair with castors



Black or chrome base

## Operator

Chair with glides



Black or chrome base

## Draughtsman

Chair with glides



Chrome footring

CODE	Fabric bands				
	A	B	C	D	E
<b>BLACK BASE</b>					
SLS305-K	£411	£422	£438	£465	£480

<b>CHROME BASE</b>					
SLS305-C	£465	£480	£491	£518	£534

CODE	Fabric bands				
	A	B	C	D	E
<b>BLACK BASE</b>					
SLS300-K	£411	£422	£438	£465	£480

<b>CHROME BASE</b>					
SLS300-C	£465	£480	£491	£518	£534

CODE	Fabric bands				
	A	B	C	D	E
<b>BLACK BASE</b>					
SLS400-K	£480	£491	£506	£534	£546

<b>CHROME BASE</b>					
SLS400-C	£534	£546	£560	£587	£603

**DIMENSIONS**  
 Overall width 630  
 Overall depth 590  
 Overall height 810-900  
 Seat width 465  
 Seat depth 460  
 Seat height 420-510  
 Back width 610  
 Back height 445

**MECHANISMS**  
 Gas lift adjustment  
 Tilt rocker

**FEATURES**  
 Fixed arms

**DIMENSIONS**  
 Overall width 630  
 Overall depth 590  
 Overall height 810-900  
 Seat width 465  
 Seat depth 460  
 Seat height 420-510  
 Back width 610  
 Back height 445

**MECHANISMS**  
 Gas lift adjustment  
 Tilt rocker

**FEATURES**  
 Fixed arms  
 Easy slide glides

**DIMENSIONS**  
 Overall width 610  
 Overall depth 590  
 Overall height 1000-1090  
 Seat width 465  
 Seat depth 460  
 Seat height 600-750  
 Back width 610  
 Back height 445

**MECHANISMS**  
 Gas lift adjustment  
 Tilt rocker

**FEATURES**  
 Fixed arms  
 Chrome footring  
 Easy slide glides

## Meeting

4 leg chair



Black or chrome legs

### Fabric bands

CODE	A	B	C	D	E
<b>BLACK BASE</b>					
<b>SLS200-K</b>	<b>£397</b>	<b>£411</b>	<b>£422</b>	<b>£453</b>	<b>£465</b>

<b>CHROME BASE</b>					
<b>SLS200-C</b>	<b>£422</b>	<b>£438</b>	<b>£453</b>	<b>£480</b>	<b>£491</b>

### DIMENSIONS

Overall width **590**  
 Overall depth **595**  
 Overall height **900**  
 Seat width **465**  
 Seat depth **460**  
 Seat height **510**  
 Back width **610**  
 Back height **445**

### FEATURES

Fixed arms

## Visitor

Cantilever chair



Black or chrome cantilever frame

### Fabric bands

CODE	A	B	C	D	E
<b>BLACK BASE</b>					
<b>SLS100-K</b>	<b>£480</b>	<b>£491</b>	<b>£506</b>	<b>£534</b>	<b>£546</b>

<b>CHROME BASE</b>					
<b>SLS100-C</b>	<b>£534</b>	<b>£546</b>	<b>£560</b>	<b>£587</b>	<b>£603</b>

### DIMENSIONS

Overall width **590**  
 Overall depth **595**  
 Overall height **900**  
 Seat width **465**  
 Seat depth **460**  
 Seat height **510**  
 Back width **610**  
 Back height **445**

### FEATURES

Fixed arms



# SUZI

## MADE-TO-ORDER SEATING FAMILIES

Suzi is intentionally a simple chair, yet it still vibrantly enhances a space with effortless versatility. With a gently contoured seat and back that provides even support without creating pressure points or restricting movement, Suzi provides comfort all day long. The ability to offer mix of materials, colours, base options and arms make Suzi a lively offering with a fresh approach to standard seating so people feel at home in any space.



### PRODUCT SPECS

EN1335-1:2000, EN1335-2:2009, BS 5459-2:2000+A2:2008



Product  
guarantee



Designed &  
manufactured

### FABRICS



Fabric bands  
A, B, C, D, E

## FEATURES

Also ideal for the home office,  
available with or without  
chrome arms

Italian-style, modern,  
comfortable multi-purpose  
seating range

Gentle flexing backrest  
that invites relaxing  
movement when sitting

Fully upholstered shell with  
5 base styles for different  
work environments

**SUZ100**  
4 star swivel base  
without arms



**SUZ200A**  
Wooden legs  
with arms



**SUZ300A**  
Sled base  
with arms



**SUZ400-WH**  
White pyramid  
base without arms



**SUZ500A-K**  
Black pyramid base  
with castors & arms



## OPTIONS



4 star



Wooden leg



Sled



Pyramid base



Pyramid base with castors



Without arms



With arms

# SEATING FAMILIES

SUZI

## 4 Star

Upholstered chair with swivel base



### Fabric bands

CODE	A	B	C	D	E
<b>NO ARMS</b>					
SUZ100	£492	£524	£554	£615	£677

### FIXED ARMS

SUZ100A	£554	£585	£615	£677	£738
---------	------	------	------	------	------

### DIMENSIONS

Overall width **480**, with arms **500**  
 Overall depth **550**  
 Overall height **850**  
 Seat width **480**  
 Seat depth **420**  
 Seat height **490**  
 Back width **450**  
 Back height **410**

## Wooden leg

Upholstered chair with light oak legs



### Fabric bands

CODE	A	B	C	D	E
<b>NO ARMS</b>					
SUZ200	£524	£554	£585	£646	£708

### FIXED ARMS

SUZ200A	£615	£646	£677	£738	£800
---------	------	------	------	------	------

### DIMENSIONS

Overall width **480**, with arms **500**  
 Overall depth **550**  
 Overall height **840**  
 Seat width **480**  
 Seat depth **420**  
 Seat height **480**  
 Back width **450**  
 Back height **410**

## Skid

Upholstered chair with chrome frame



### Fabric bands

CODE	A	B	C	D	E
<b>NO ARMS</b>					
SUZ300	£369	£401	£432	£492	£554

### FIXED ARMS

SUZ300A	£492	£524	£554	£615	£677
---------	------	------	------	------	------

### DIMENSIONS

Overall width **480**, with arms **500**  
 Overall depth **550**  
 Overall height **830**  
 Seat width **480**  
 Seat depth **420**  
 Seat height **470**  
 Back width **450**  
 Back height **410**



# SEATING FAMILIES

SUZI

## Pyramid

Upholstered chair with black pyramid base



Fabric bands

CODE	A	B	C	D	E
<b>NO ARMS</b>					
SUZ400-K	£369	£401	£432	£492	£554

<b>FIXED ARMS</b>					
SUZ400A-K	£492	£524	£554	£615	£677

### DIMENSIONS

Overall width 480, with arms 500  
 Overall depth 550  
 Overall height 830  
 Seat width 480  
 Seat depth 420  
 Seat height 470  
 Back width 450  
 Back height 410

## Pyramid

Upholstered chair with white pyramid base



Fabric bands

CODE	A	B	C	D	E
<b>NO ARMS</b>					
SUZ400-WH	£369	£401	£432	£492	£554

<b>FIXED ARMS</b>					
SUZ400A-WH	£492	£524	£554	£615	£677

### DIMENSIONS

Overall width 480, with arms 500  
 Overall depth 550  
 Overall height 830  
 Seat width 480  
 Seat depth 420  
 Seat height 470  
 Back width 450  
 Back height 410

## Mobile

Upholstered chair with black pyramid base & castors



Fabric bands

CODE	A	B	C	D	E
<b>NO ARMS</b>					
SUZ500-K	£399	£431	£462	£522	£584

<b>FIXED ARMS</b>					
SUZ500A-K	£522	£554	£584	£645	£707

### DIMENSIONS

Overall width 480, with arms 500  
 Overall depth 550  
 Overall height 830  
 Seat width 480  
 Seat depth 420  
 Seat height 470  
 Back width 450  
 Back height 410

## Mobile

Upholstered chair with white pyramid base & castors



Fabric bands

CODE	A	B	C	D	E
<b>NO ARMS</b>					
SUZ500-WH	£399	£431	£462	£522	£584

<b>FIXED ARMS</b>					
SUZ500A-WH	£522	£554	£584	£645	£707

### DIMENSIONS

Overall width 480, with arms 500  
 Overall depth 550  
 Overall height 830  
 Seat width 480  
 Seat depth 420  
 Seat height 470  
 Back width 450  
 Back height 410

# TUBA FABRIC

## MADE-TO-ORDER SEATING FAMILIES

Tuba is handsomely upholstered conference room chair that looks as luxurious as it feels. The fully upholstered seat is available with a full back, half back or a half mesh back, with 4 leg, swivel pyramid base or cantilever frame options, so Tuba will bring the perfect blend of comfort and style to any boardroom, meeting room, conference use or visitor seating.



### PRODUCT SPECS

EN16139:2013



Product guarantee



Manufactured in the UK

### FABRICS



Fabric bands  
A, B, C, D, E

## FEATURES

Conference and meeting room chairs with comfortable, stylish, inviting curves

Different frame options with cantilever, pyramid, mobile and 4 leg variants

Multitude of fabric options available to complement the frames

CMHR high resilience, flexible foam seats for enhanced comfort

### TUB203C1-WH

Pyramid base available in white or black



### TUB202C1-WH

Pyramid base available in white or black



### TUB300C1-C

Cantilever meeting chair with full back, half back and mesh back options



### TUB104C1-K

Made-to-order 4 leg meeting chair with arm rests in black or chrome

## OPTIONS




Cantilever Black & Chrome


4 leg frame Black & Chrome

Pyramid base Black & White

Mobile base Black & White



Half upholstered back



Fully upholstered back



Half mesh back



# SEATING FAMILIES

TUBA FABRIC HALF BACK

## Cantilever frame

Fixed arms



## 4 leg frame

Fixed arms



## Pyramid base

Fixed arms



## Pyramid mobile

Fixed arms



CODE	Fabric bands				
	A	B	C	D	E
<b>CHROME BASE</b>					
TUB100C1-C	£240	£250	£260	£280	£300

CODE	Fabric bands				
	A	B	C	D	E
<b>CHROME BASE</b>					
TUB104C1-C	£240	£250	£260	£280	£300

CODE	Fabric bands				
	A	B	C	D	E
<b>WHITE BASE</b>					
TUB102C1-WH	£340	£350	£360	£380	£400

CODE	Fabric bands				
	A	B	C	D	E
<b>WHITE BASE</b>					
TUB103C1-WH	£370	£380	£390	£410	£430

<b>BLACK BASE</b>					
CODE	A	B	C	D	E
TUB100C1-K	£240	£250	£260	£280	£300

<b>BLACK BASE</b>					
CODE	A	B	C	D	E
TUB104C1-K	£240	£250	£260	£280	£300

<b>BLACK BASE</b>					
CODE	A	B	C	D	E
TUB102C1-K	£340	£350	£360	£380	£400

<b>BLACK BASE</b>					
CODE	A	B	C	D	E
TUB103C1-K	£370	£380	£390	£410	£430

**DIMENSIONS**  
 Overall width 550  
 Overall depth 620  
 Overall height 845  
 Seat width 500  
 Seat depth 460  
 Seat height 440  
 Back width 440  
 Back height 330

**DIMENSIONS**  
 Overall width 550  
 Overall depth 620  
 Overall height 845  
 Seat width 500  
 Seat depth 460  
 Seat height 440  
 Back width 440  
 Back height 330

**DIMENSIONS**  
 Overall width 550  
 Overall depth 620  
 Overall height 845  
 Seat width 500  
 Seat depth 460  
 Seat height 440  
 Back width 440  
 Back height 330

**DIMENSIONS**  
 Overall width 550  
 Overall depth 620  
 Overall height 845  
 Seat width 500  
 Seat depth 460  
 Seat height 440  
 Back width 440  
 Back height 330

**FEATURES**  
 Fixed arms with cushioned pads  
 Stackable (up to 6 high)

**FEATURES**  
 Fixed arms with cushioned pads  
 Stackable (up to 6 high)

**FEATURES**  
 Fixed arms with cushioned pads  
 Pyramid style base

**FEATURES**  
 Fixed arms with cushioned pads  
 Pyramid style mobile base

# SEATING FAMILIES

TUBA FABRIC FULL BACK

## Cantilever frame

Fixed arms



## 4 leg frame

Fixed arms



## Pyramid base

Fixed arms



## Pyramid mobile

Fixed arms



CODE	Fabric bands				
	A	B	C	D	E
<b>CHROME BASE</b>					
TUB200C1-C	£260	£270	£280	£300	£320

<b>BLACK BASE</b>					
TUB200C1-K	£260	£270	£280	£300	£320

**DIMENSIONS**  
 Overall width 550  
 Overall depth 620  
 Overall height 930  
 Seat width 500  
 Seat depth 460  
 Seat height 440  
 Back width 440  
 Back height 550

**FEATURES**  
 Fixed arms with cushioned pads  
 Stackable (up to 6 high)

CODE	Fabric bands				
	A	B	C	D	E
<b>CHROME BASE</b>					
TUB204C1-C	£250	£260	£270	£290	£310

<b>BLACK BASE</b>					
TUB204C1-K	£250	£260	£270	£290	£310

**DIMENSIONS**  
 Overall width 550  
 Overall depth 620  
 Overall height 930  
 Seat width 500  
 Seat depth 460  
 Seat height 440  
 Back width 440  
 Back height 550

**FEATURES**  
 Fixed arms with cushioned pads  
 Stackable (up to 6 high)

CODE	Fabric bands				
	A	B	C	D	E
<b>WHITE BASE</b>					
TUB202C1-WH	£360	£370	£380	£400	£420

<b>BLACK BASE</b>					
TUB202C1-K	£360	£370	£380	£400	£420

**DIMENSIONS**  
 Overall width 550  
 Overall depth 620  
 Overall height 930  
 Seat width 500  
 Seat depth 460  
 Seat height 440  
 Back width 440  
 Back height 550

**FEATURES**  
 Fixed arms with cushioned pads  
 Pyramid style base

CODE	Fabric bands				
	A	B	C	D	E
<b>WHITE BASE</b>					
TUB203C1-WH	£390	£400	£410	£430	£450

<b>BLACK BASE</b>					
TUB203C1-K	£390	£400	£410	£430	£450

**DIMENSIONS**  
 Overall width 550  
 Overall depth 620  
 Overall height 930  
 Seat width 500  
 Seat depth 460  
 Seat height 440  
 Back width 440  
 Back height 550

**FEATURES**  
 Fixed arms with cushioned pads  
 Pyramid style mobile base

# TUBA MESH

## MADE-TO-ORDER SEATING FAMILIES

The Tuba mesh back conference chair takes the comfort of the Tuba chair and adds a half mesh back which conforms to the unique curvature of your back. Available with the same four leg frame options, the mesh back allows better airflow, preventing body temperature rising over long periods of sitting, making it ideal for use in company meeting rooms, in addition to schools, universities and conferences.



### PRODUCT SPECS

EN16139:2013



Product guarantee



Manufactured in the UK

### FABRICS



Fabric bands  
A, B, C, D, E



# SEATING FAMILIES

TUBA MESH HALF BACK

## Cantilever frame

Fixed arms



## 4 leg frame

Fixed arms



## Pyramid base

Fixed arms



## Pyramid mobile

Fixed arms



CODE	Fabric bands				
	A	B	C	D	E
<b>CHROME BASE</b>					
TUB300C1-C	£260	£270	£280	£300	£320

CODE	Fabric bands				
	A	B	C	D	E
<b>CHROME BASE</b>					
TUB304C1-C	£260	£270	£280	£300	£320

CODE	Fabric bands				
	A	B	C	D	E
<b>WHITE BASE</b>					
TUB302C1-WH	£350	£360	£370	£390	£410

CODE	Fabric bands				
	A	B	C	D	E
<b>WHITE BASE</b>					
TUB303C1-WH	£370	£380	£390	£410	£430

CODE	Fabric bands				
	A	B	C	D	E
<b>BLACK BASE</b>					
TUB300C1-K	£260	£270	£280	£300	£320

CODE	Fabric bands				
	A	B	C	D	E
<b>BLACK BASE</b>					
TUB304C1-K	£260	£270	£280	£300	£320

CODE	Fabric bands				
	A	B	C	D	E
<b>BLACK BASE</b>					
TUB302C1-K	£350	£360	£370	£390	£410

CODE	Fabric bands				
	A	B	C	D	E
<b>BLACK BASE</b>					
TUB303C1-K	£370	£380	£390	£410	£430

### DIMENSIONS

Overall width **550**  
 Overall depth **620**  
 Overall height **845**  
 Seat width **500**  
 Seat depth **460**  
 Seat height **440**  
 Back width **440**  
 Back height **330**

### FEATURES

Fixed arms with cushioned pads  
 Stackable (up to 6 high)

### DIMENSIONS

Overall width **550**  
 Overall depth **620**  
 Overall height **845**  
 Seat width **500**  
 Seat depth **460**  
 Seat height **440**  
 Back width **440**  
 Back height **330**

### FEATURES

Fixed arms with cushioned pads  
 Stackable (up to 6 high)

### DIMENSIONS

Overall width **550**  
 Overall depth **620**  
 Overall height **845**  
 Seat width **500**  
 Seat depth **460**  
 Seat height **440**  
 Back width **440**  
 Back height **330**

### FEATURES

Fixed arms with cushioned pads  
 Pyramid style base

### DIMENSIONS

Overall width **550**  
 Overall depth **620**  
 Overall height **845**  
 Seat width **500**  
 Seat depth **460**  
 Seat height **440**  
 Back width **440**  
 Back height **330**

### FEATURES

Fixed arms with cushioned pads  
 Pyramid style mobile base

# SANTANA

## MADE-TO-ORDER SEATING FAMILIES

Santana offers strong and durable seating options that are both stylish and practical. The angled lines of these meeting room chairs create an unpretentious, contemporary look that blends well with just about any office design. Santana is available in black and grey shells, with numerous upholstered seating and frame options so people can relax and sit in comfort.



### PRODUCT SPECS

EN16139:2013



Product guarantee



Manufactured in the UK

### FABRICS



Fabric bands  
A, B, C, D, E

# FEATURES

Strong, durable and lightweight plastic chair with 3 leg frame options

An upholstered seat option provides additional comfort for extended applications

Available with arms, without arms or with right hand writing tablet

Ideal for any multi seating environment, stackable when not in use

### SPB-B2

Robust benches ideal for waiting rooms or receptions



### SPB301

Plastic back with upholstered seat and fixed arms



### SMB202

Mobile 4 leg chair with writing tablet and mesh back




### SFU100

Fully upholstered stackable meeting chair with chrome frame



## OPTIONS



Black

Chrome

Black

Grey



4 leg



Mobile



Cantilever



# SEATING FAMILIES

SANTANA FULLY UPHOLSTERED

## 4 leg

Fully upholstered



## 4 leg mobile

Fully upholstered



## Cantilever

Fully upholstered



### Fabric bands

CODE	A	B	C	D	E
<b>BLACK FOUR LEG STACKING CHAIR</b>					
SFU100-K No arms	£243	£256	£280	£298	£312
SFU101-K Fixed arms	£281	£294	£318	£338	£350
SFU102-K Writing tablet	£321	£333	£359	£377	£388

### Fabric bands

CODE	A	B	C	D	E
<b>BLACK FOUR LEG MOBILE CHAIR</b>					
SFU200-K No arms	£274	£298	£312	£324	£337
SFU201-K Fixed arms	£313	£338	£350	£363	£375
SFU202-K Writing tablet	£351	£364	£377	£408	£419

### Fabric bands

CODE	A	B	C	D	E
<b>BLACK CANTILEVER CHAIR</b>					
SFU300-K No arms	£293	£312	£324	£337	£362
SFU301-K Fixed arms	£331	£350	£363	£385	£400
SFU302-K Writing tablet	£369	£388	£401	£414	£438

### Fabric bands

CODE	A	B	C	D	E
<b>CHROME FOUR LEG STACKING CHAIR</b>					
SFU100-C No arms	£243	£256	£280	£298	£312
SFU101-C Fixed arms	£281	£294	£318	£338	£350
SFU102-C Writing tablet	£321	£333	£359	£377	£388

### Fabric bands

CODE	A	B	C	D	E
<b>CHROME FOUR LEG MOBILE CHAIR</b>					
SFU200-C No arms	£274	£298	£312	£324	£337
SFU201-C Fixed arms	£313	£338	£350	£363	£375
SFU202-C Writing tablet	£351	£364	£377	£408	£419

### Fabric bands

CODE	A	B	C	D	E
<b>CHROME CANTILEVER CHAIR</b>					
SFU300-C No arms	£293	£312	£324	£337	£362
SFU301-C Fixed arms	£331	£350	£363	£385	£400
SFU302-C Writing tablet	£369	£388	£401	£414	£438

### DIMENSIONS

Overall width 500  
Overall depth 530  
Overall height 790  
Seat width 460  
Seat depth 430  
Seat height 440  
Back width 430  
Back height 380

### DIMENSIONS

Overall width 580  
Overall depth 530  
Overall height 790  
Seat width 460  
Seat depth 430  
Seat height 440  
Back width 430  
Back height 380

### DIMENSIONS

Overall width 600  
Overall depth 730  
Overall height 820  
Seat width 460  
Seat depth 430  
Seat height 440  
Back width 430  
Back height 380

### FEATURES

Stackable (up to 8 high)  
(not writing tablet)

### FEATURES

Stackable (up to 8 high)  
(not writing tablet)

# SEATING FAMILIES

SANTANA FABRIC SEAT & MESH BACK

## 4 leg

Fabric seat & mesh back



## 4 leg mobile

Fabric seat & mesh back



## Cantilever

Fabric seat & mesh back



Fabric bands					
CODE	A	B	C	D	E
<b>BLACK FOUR LEG STACKING CHAIR</b>					
<b>SMB100-K</b> No arms	£232	£243	£262	£274	£288
<b>SMB101-K</b> Fixed arms	£270	£281	£302	£313	£326
<b>SMB102-K</b> Writing tablet	£308	£321	£340	£351	£364

Fabric bands					
CODE	A	B	C	D	E
<b>BLACK FOUR LEG MOBILE CHAIR</b>					
<b>SMB200-K</b> No arms	£274	£288	£298	£330	£343
<b>SMB201-K</b> Fixed arms	£313	£326	£338	£368	£382
<b>SMB202-K</b> Writing tablet	£351	£364	£377	£408	£419

Fabric bands					
CODE	A	B	C	D	E
<b>BLACK CANTILEVER CHAIR</b>					
<b>SMB300-K</b> No arms	£288	£298	£312	£330	£343
<b>SMB301-K</b> Fixed arms	£326	£338	£350	£368	£382
<b>SMB302-K</b> Writing tablet	£364	£377	£388	£408	£419

Fabric bands					
CODE	A	B	C	D	E
<b>CHROME FOUR LEG STACKING CHAIR</b>					
<b>SMB100-C</b> No arms	£232	£243	£262	£274	£288
<b>SMB101-C</b> Fixed arms	£270	£281	£302	£313	£326
<b>SMB102-C</b> Writing tablet	£308	£321	£340	£351	£364

Fabric bands					
CODE	A	B	C	D	E
<b>CHROME FOUR LEG MOBILE CHAIR</b>					
<b>SMB200-C</b> No arms	£274	£288	£298	£330	£343
<b>SMB201-C</b> Fixed arms	£313	£326	£338	£368	£382
<b>SMB202-C</b> Writing tablet	£351	£364	£377	£408	£419

Fabric bands					
CODE	A	B	C	D	E
<b>CHROME CANTILEVER CHAIR</b>					
<b>SMB300-C</b> No arms	£288	£298	£312	£330	£343
<b>SMB301-C</b> Fixed arm	£326	£338	£350	£368	£382
<b>SMB302-C</b> Writing tablet	£364	£377	£388	£408	£419

### DIMENSIONS

Overall width 500  
Overall depth 530  
Overall height 790  
Seat width 460  
Seat depth 430  
Seat height 440  
Back width 430  
Back height 380

### FEATURES

Stackable (up to 8 high)  
(not writing tablet)

### DIMENSIONS

Overall width 580  
Overall depth 530  
Overall height 790  
Seat width 460  
Seat depth 430  
Seat height 440  
Back width 430  
Back height 380

### DIMENSIONS

Overall width 600  
Overall depth 730  
Overall height 820  
Seat width 460  
Seat depth 430  
Seat height 440  
Back width 430  
Back height 380

### FEATURES

Stackable (up to 8 high)  
(not writing tablet)

## 4 leg

Fabric seat & perforated back



Fabric bands					
CODE	A	B	C	D	E
<b>BLACK FOUR LEG STACKING CHAIR</b>					
SUP100-K No arms	£224	£237	£250	£274	£298
SUP101-K Fixed arms	£265	£276	£289	£313	£338
SUP102-K Writing tablet	£303	£314	£327	£351	£377

## 4 leg mobile

Fabric seat & perforated back



Fabric bands					
CODE	A	B	C	D	E
<b>BLACK FOUR LEG MOBILE CHAIR</b>					
SUP200-K No arms	£262	£274	£288	£312	£337
SUP201-K Fixed arms	£302	£313	£326	£350	£375
SUP202-K Writing tablet	£340	£351	£364	£388	£414

## Cantilever

Fabric seat & perforated back



Fabric bands					
CODE	A	B	C	D	E
<b>BLACK CANTILEVER CHAIR</b>					
SUP300-K No arms	£274	£288	£298	£324	£348
SUP301-K Fixed arms	£313	£326	£338	£363	£387
SUP302-K Writing tablet	£351	£364	£377	£401	£426

Fabric bands					
CODE	A	B	C	D	E
<b>CHROME FOUR LEG STACKING CHAIR</b>					
SUP100-C No arms	£224	£237	£250	£274	£298
SUP101-C Fixed arms	£265	£276	£289	£313	£338
SUP102-C Writing tablet	£303	£314	£327	£351	£377

Fabric bands					
CODE	A	B	C	D	E
<b>CHROME FOUR LEG MOBILE CHAIR</b>					
SUP200-C No arms	£262	£274	£288	£312	£337
SUP201-C Fixed arms	£302	£313	£326	£350	£375
SUP202-C Writing tablet	£340	£351	£364	£388	£414

Fabric bands					
CODE	A	B	C	D	E
<b>CHROME CANTILEVER CHAIR</b>					
SUP300-C No arms	£274	£288	£298	£324	£348
SUP301-C Fixed arms	£313	£326	£338	£363	£387
SUP302-C Writing tablet	£351	£364	£377	£401	£426

### DIMENSIONS

Overall width 500  
Overall depth 530  
Overall height 790  
Seat width 460  
Seat depth 430  
Seat height 440  
Back width 430  
Back height 380

### DIMENSIONS

Overall width 580  
Overall depth 530  
Overall height 790  
Seat width 460  
Seat depth 430  
Seat height 440  
Back width 430  
Back height 380

### DIMENSIONS

Overall width 600  
Overall depth 730  
Overall height 820  
Seat width 460  
Seat depth 430  
Seat height 440  
Back width 430  
Back height 380

### FEATURES

Stackable (up to 6 high)  
(not writing tablet)

### FEATURES

Stackable (up to 6 high)  
(not writing tablet)



## 4 leg

Plastic seat & perforated back



CODE	RRP
<b>BLACK FOUR LEG STACKING CHAIR</b>	
SPB100-K No arms	£180
SPB101-K Fixed arms	£218
SPB102-K Writing tablet	£258

CODE	RRP
<b>CHROME FOUR LEG STACKING CHAIR</b>	
SPB100-C No arms	£180
SPB101-C Fixed arms	£218
SPB102-C Writing tablet	£258

**DIMENSIONS**  
 Overall width 500  
 Overall depth 530  
 Overall height 790  
 Seat width 460  
 Seat depth 430  
 Seat height 440  
 Back width 430  
 Back height 380

**FEATURES**  
 Stackable (up to 6 high)  
 (not writing tablet)

## 4 leg mobile

Plastic seat & perforated back



CODE	RRP
<b>BLACK FOUR LEG MOBILE CHAIR</b>	
SPB200-K No arms	£218
SPB201-K Fixed arms	£258
SPB202-K Writing tablet	£297

CODE	RRP
<b>CHROME FOUR LEG MOBILE CHAIR</b>	
SPB200-C No arms	£218
SPB201-C Fixed arms	£258
SPB202-C Writing tablet	£297

**DIMENSIONS**  
 Overall width 580  
 Overall depth 530  
 Overall height 790  
 Seat width 460  
 Seat depth 430  
 Seat height 440  
 Back width 430  
 Back height 380

## Cantilever

Plastic seat & perforated back



CODE	RRP
<b>BLACK CANTILEVER CHAIR</b>	
SPB300-K No arms	£233
SPB301-K Fixed arms	£272
SPB302-K Writing tablet	£313

CODE	RRP
<b>CHROME CANTILEVER CHAIR</b>	
SPB300-C No arms	£233
SPB301-C Fixed arms	£272
SPB302-C Writing tablet	£313

**DIMENSIONS**  
 Overall width 600  
 Overall depth 730  
 Overall height 820  
 Seat width 460  
 Seat depth 430  
 Seat height 440  
 Back width 430  
 Back height 380

**FEATURES**  
 Stackable (up to 6 high)  
 (not writing tablet)

# SEATING FAMILIES

SANTANA PLASTIC SEAT & PERFORATED BACK

## 2 seater

Plastic seat & perforated back



CODE	RRP
<b>BENCH WITH 2 SEATS</b>	
<b>SPB-B2</b>	<b>£497</b>

## 2 seater with table

Plastic seat & perforated back



CODE	RRP
<b>BENCH WITH 2 SEATS AND TABLE</b>	
<b>SPB-B3T</b>	<b>£719</b>

## 3 seater

Plastic seat & perforated back



CODE	RRP
<b>BENCH WITH 3 SEATS</b>	
<b>SPB-B3</b>	<b>£693</b>

## 3 seater with table

Plastic seat & perforated back



CODE	RRP
<b>BENCH WITH 3 SEATS AND TABLE</b>	
<b>SPB-B4T</b>	<b>£966</b>

## 4 seater

Plastic seat & perforated back



CODE	RRP
<b>BENCH WITH 4 SEATS</b>	
<b>SPB-B4</b>	<b>£949</b>

### DIMENSIONS

Overall width 2 wide 1000, 3 wide 1450, 4 wide 1900  
Overall depth 600  
Overall height 760  
Seat width 460  
Seat depth 430  
Seat height 450  
Back width 430  
Back height 380





# SOFT SEATING

## SOFAS

Modern office environments call for stylish design in every aspect of their specification and our Social Spaces portfolio offers all the good looks and aesthetic choices to satisfy the latest trends and the most enduring designs. An extensive range of fabrics and finishes can add style, colour and interest to any office space by creating a relaxed and unique, fully co-ordinated look, perfect for social spaces, working hot spots or for use in a reception area where visitors can rest in comfort.



**SOCIAL  
SPACES**

### FABRIC OPTIONS



Available from stock  
Encore<sup>2</sup>, Oslo, Celestra, Groove



Made-to-Order  
5-6 week lead time



TILLY  
PAGE 382



ALBAN  
PAGE 384



ENCORE<sup>2</sup>  
PAGE 386



LYRIC  
PAGE 390




OSLO  
PAGE 392



CELESTRA  
PAGE 394



MEAVY  
PAGE 396



GROOVE  
PAGE 398



# TILLY

## RECEPTION SOFT SEATING

Tilly is a seating family that can easily be crafted together to create formal or informal areas that support today's work-play-gather environments. Luxurious, elegant and classic, the smooth lines make Tilly more of an artwork than a piece of furniture. The comfortable seat and separate backrest are incorporated in high sides that can play the role of screens and meet the needs of private communication.



### PRODUCT SPECS



Product guarantee



Designed & manufactured

	Overall width	Overall depth	Overall height	Seat width	Seat depth	Seat height	Back width	Back height
<b>TY-LBS1</b>	1100	700	900	730	570	425	720	450
<b>TY-LBS2</b>	1700	700	900	1380	570	425	1320	450
<b>TY-HBS1</b>	1100	700	1250	730	570	425	720	800
<b>TY-HBS2</b>	1700	700	1250	1380	570	425	1320	800

**SOCIAL SPACES**



Black 4 leg frames with purposely designed curved back and arms

Provides space and acoustical separation in open areas

Combine with power and furniture for expanded work and meeting options

Work away from the distractions of phones and general office noise



CODE	Fabric bands				
	A	B	C	D	E
<b>LOW BACK SINGLE SEATER</b>					
TY-LBS1	N/A	£2100	£2200	£2300	£2500



CODE	Fabric bands				
	A	B	C	D	E
<b>LOW BACK DOUBLE SEATER</b>					
TY-LBS2	N/A	£2700	£2800	£2900	£3100



CODE	Fabric bands				
	A	B	C	D	E
<b>HIGH BACK SINGLE SEATER</b>					
TY-HBS1	N/A	£2600	£2700	£2800	£3000



CODE	Fabric bands				
	A	B	C	D	E
<b>HIGH BACK DOUBLE SEATER</b>					
TY-HBS2	N/A	£3300	£3400	£3500	£3700



**Optional Accessories**

**POWER MODULE MOUNTED UNDER SEAT**

PH-1-K PHASE BLACK **£400**

Mains lead to be ordered separately

**MTO**



5-6 week lead time

# ALBAN

## RECEPTION SOFT SEATING

Add style, colour and interest to any office space with the Alban soft seating range, designed to provide the perfect solution to small and large breakout and reception areas. With so many seating designs and fabrics available, Alban will bring a touch of modernism to any office and keep both employees and customers content by offering them a relaxing zone they can appreciate away from their desks.



### PRODUCT SPECS



Product guarantee



Designed & manufactured

	Overall width	Overall depth	Overall height	Seat width	Seat depth	Seat height	Back width	Back height
<b>ALBAN01-LOW</b>	985	800	730	530	560	430	530	300
<b>ALBAN02-LOW</b>	1700	800	730	1245	560	430	1245	300
<b>ALBAN03-LOW</b>	2050	800	730	1595	560	430	1595	300
<b>ALBAN01-HIGH</b>	985	800	1250	530	560	430	530	690
<b>ALBAN02-HIGH</b>	1700	800	1250	1245	560	430	1245	690
<b>ALBAN03-HIGH</b>	2050	800	1250	1595	560	430	1595	690
<b>ALBAN01-C</b>	985	800	1800	530	560	430	530	1320
<b>ALBFT</b>	620	500	430					

A comfortable place to sit for prolonged periods to break up the day

Available in 1, 2 and 3 seater combinations with two-tone fabric options

Create a space that can accommodate groups in privacy, comfort and style

Polished chrome legs with floor protectors to move without scratching the floor



Fabric bands					
CODE	A	B	C	D	E
<b>SINGLE SEATER LOW BACK SOFA</b>					
ALBAN01-LOW	£1000	£1100	£1200	£1300	£1500

Fabric bands					
CODE	A	B	C	D	E
<b>TWO SEATER LOW BACK SOFA</b>					
ALBAN02-LOW	£1300	£1400	£1500	£1700	£1900

Fabric bands					
CODE	A	B	C	D	E
<b>THREE SEATER LOW BACK SOFA</b>					
ALBAN03-LOW	£1600	£1700	£1800	£2000	£2200



Fabric bands					
CODE	A	B	C	D	E
<b>SINGLE SEATER HIGH BACK SOFA</b>					
ALBAN01-HIGH	£1600	£1700	£1800	£2000	£2200

Fabric bands					
CODE	A	B	C	D	E
<b>TWO SEATER HIGH BACK SOFA</b>					
ALBAN02-HIGH	£1900	£2000	£2100	£2300	£2500

Fabric bands					
CODE	A	B	C	D	E
<b>THREE SEATER HIGH BACK SOFA</b>					
ALBAN03-HIGH	£2300	£2400	£2500	£2700	£2900



Fabric bands					
CODE	A	B	C	D	E
<b>FOOT STOOL</b>					
ALBFT	£860	£923	£983	£1045	£1106



**Optional Accessories**

**POWER MODULE MOUNTED UNDER SEAT**

PH-1-K PHASE BLACK **£400**

Mains lead to be ordered separately

MTO



5-6 week lead time



# ENCORE<sup>2</sup>

## RECEPTION SOFT SEATING

Encore<sup>2</sup> is a distinctively elegant soft seating solution that is high in quality and unique in design. The clean, modern lines of the seating, available in a choice of high and low backs, with built-in lumbar support and angular arms give Encore<sup>2</sup> a contemporary look that will suit many open plan offices, creating a work space which will inspire employees collaborations to a new level of function and sophistication.



### PRODUCT SPECS



Product guarantee



Designed & manufactured

	Overall width	Overall depth	Overall height	Seat width	Seat depth	Seat height	Back width	Back height
<b>ENC01L</b>	790	730	920	600	490	450	590	500
<b>ENC02L</b>	1390	730	920	1200	490	450	1190	500
<b>ENC03L</b>	1990	730	920	1800	490	450	1790	500
<b>ENC01H</b>	790	730	1270	600	490	450	590	850
<b>ENC02H</b>	1390	730	1270	1200	490	450	1190	850
<b>ENC03H</b>	1990	730	1270	1800	490	450	1790	850
<b>ENC-TAB01</b>	600	600	310	-	-	-	-	-
<b>ENC-TAB02</b>	1000	600	310	-	-	-	-	-

**SOCIAL SPACES**

Classic style with clean lines, great comfort and broad appeal

Choice of distinctive black steel or wooden sled frames

Deep-foamed seat construction with two-tone fabric options

Available with integrated power supply built in to the frame



**Fabric bands**

CODE	A	B	C	D	E
<b>SINGLE SEATER LOW BACK SOFA - METAL FRAME</b>					
ENC01L-MF	£1300	£1400	£1500	£1600	£1700
<b>SINGLE SEATER LOW BACK SOFA - WOODEN FRAME</b>					
ENC01L-WF	£1600	£1700	£1800	£1900	£2000



**Fabric bands**

CODE	A	B	C	D	E
<b>TWO SEATER LOW BACK SOFA - METAL FRAME</b>					
ENC02L-MF	£1600	£1700	£1800	£1900	£2000
<b>TWO SEATER LOW BACK SOFA - WOODEN FRAME</b>					
ENC02L-WF	£1900	£2000	£2100	£2200	£2300



**Fabric bands**

CODE	A	B	C	D	E
<b>THREE SEATER LOW BACK SOFA - METAL FRAME</b>					
ENC03L-MF	£1900	£2000	£2100	£2300	£2500
<b>THREE SEATER LOW BACK SOFA - WOODEN FRAME</b>					
ENC03L-WF	£2200	£2300	£2400	£2600	£2800



**Fabric bands**

CODE	A	B	C	D	E
<b>SINGLE SEATER HIGH BACK SOFA - METAL FRAME</b>					
ENC01H-MF	£1500	£1600	£1700	£1900	£2100
<b>SINGLE SEATER HIGH BACK SOFA - WOODEN FRAME</b>					
ENC01H-WF	£1800	£1900	£2000	£2200	£2400



**Fabric bands**

CODE	A	B	C	D	E
<b>TWO SEATER HIGH BACK SOFA - METAL FRAME</b>					
ENC02H-MF	£1800	£1900	£2000	£2200	£2400
<b>TWO SEATER HIGH BACK SOFA - WOODEN FRAME</b>					
ENC02H-WF	£2100	£2200	£2300	£2500	£2700



**Fabric bands**

CODE	A	B	C	D	E
<b>THREE SEATER HIGH BACK SOFA - METAL FRAME</b>					
ENC03H-MF	£2100	£2200	£2300	£2500	£2700
<b>THREE SEATER HIGH BACK SOFA - WOODEN FRAME</b>					
ENC03H-WF	£2400	£2500	£2600	£2800	£3000



CODE	MTO
<b>SQUARE COFFEE TABLE - METAL FRAME</b>	
ENC-TAB01-MF	£300
<b>SQUARE COFFEE TABLE - WOODEN FRAME</b>	
ENC-TAB01-WF	£650



CODE	MTO
<b>RECTANGULAR COFFEE TABLE - METAL FRAME</b>	
ENC-TAB02-MF	£350
<b>RECTANGULAR COFFEE TABLE - WOODEN FRAME</b>	
ENC-TAB02-WF	£700



**Optional Accessories**

<b>POWER MODULE MOUNTED UNDER SEAT</b>		
PH-1-K	PHASE BLACK	£400
Mains lead to be ordered separately		



5-6 week lead time

**TOP FINISHES**



Laminate  
MTO

# ENCORE<sup>2</sup>

## STOCKED SOFT SEATING



**CODE** **RRP**  
ENC01L-MF-LG-RB £1250

SINGLE SEATER LOW BACK WITH  
BLACK METAL FRAME  
LATE GREY SEAT/RANGE BLUE BACK



**CODE** **RRP**  
ENC02L-MF-LG-RB £1600

TWO SEATER LOW BACK WITH  
BLACK METAL FRAME  
LATE GREY SEAT/RANGE BLUE BACK



**CODE** **RRP**  
ENC-TAB02-MF-WH £200

RECTANGULAR TABLE WITH  
BLACK METAL FRAME  
WHITE TOP



**CODE** **RRP**  
ENC01H-MF-LG-RB £1500

SINGLE SEATER HIGH BACK WITH  
BLACK METAL FRAME  
LATE GREY SEAT/RANGE BLUE BACK



**CODE** **RRP**  
ENC02H-MF-LG-RB £1800

TWO SEATER HIGH BACK WITH  
BLACK METAL FRAME  
LATE GREY SEAT/RANGE BLUE BACK



**CODE** **RRP**  
ENC-TAB01-MF-WH £175

SQUARE TABLE WITH  
BLACK METAL FRAME  
KENDAL OAK TOP

### STOCKED



Late Grey / Range Blue  
(-LG-RB)

### TOP FINISHES



Kendal Oak  
-KO



White  
-WH



# ENCORE<sup>2</sup>

## STOCKED SOFT SEATING



**CODE**  
ENC01L-MF-EG-LG

**RRP**  
£1250

SINGLE SEATER LOW BACK WITH  
BLACK METAL FRAME  
ELAPSE GREY SEAT/LATE GREY BACK



**CODE**  
ENC02L-MF-EG-LG

**RRP**  
£1600

TWO SEATER LOW BACK WITH  
BLACK METAL FRAME  
ELAPSE GREY SEAT/LATE GREY BACK



**CODE**  
ENC-TAB01-MF-WH

**RRP**  
£175

SQUARE TABLE WITH  
BLACK METAL FRAME  
WHITE TOP



**CODE**  
ENC01H-MF-EG-LG

**RRP**  
£1500

SINGLE SEATER HIGH BACK WITH  
BLACK METAL FRAME  
ELAPSE GREY SEAT/LATE GREY BACK



**CODE**  
ENC02H-MF-EG-LG

**RRP**  
£1800

TWO SEATER HIGH BACK WITH  
BLACK METAL FRAME  
ELAPSE GREY SEAT/LATE GREY BACK



**CODE**  
ENC-TAB02-MF-KO

**RRP**  
£200

RECTANGULAR TABLE WITH  
BLACK METAL FRAME  
KENDAL OAK TOP

### STOCKED



Elapse Grey / Late Grey  
(-EG-LG)

### MFC FINISHES



Kendal Oak  
-KO



White  
-WH

# LYRIC

## RECEPTION SOFT SEATING

Lyric is a modern and stylish upholstered sofa collection designed to provide employees with an area to unwind together and build good working relationships, or for visitors to rest in comfort. The clean lines and functionality make Lyric an ideal choice for breakout spaces and reception areas, where the extensive range of fabrics and finishes can create a relaxed and unique environment.



### PRODUCT SPECS



Product guarantee



Designed & manufactured

	Overall width	Overall depth	Overall height	Seat width	Seat depth	Seat height	Back width	Back height
<b>LYR50001</b>	900	820	790	600	510	420	600	410
<b>LYR50002</b>	1450	820	790	1160	510	420	1160	410
<b>LYR50003</b>	2010	820	790	1720	510	420	1720	410



Available in 1, 2 and 3 seater combinations with two-tone fabric options

Choice of distinctive polished chrome or solid oak tapered legs

Classic style with clean lines, great comfort and broad appeal

Ideal in a reception or waiting area around a coffee table



	Fabric bands				
CODE	A	B	C	D	E
<b>SINGLE SEATER SOFA - METAL LEGS</b>					
LXR50001-ML	£1000	£1050	£1100	£1200	£1300
<b>SINGLE SEATER SOFA - WOODEN FEET</b>					
LXR50001-WF	£1150	£1200	£1250	£1350	£1450

	Fabric bands				
CODE	A	B	C	D	E
<b>TWO SEATER SOFA - METAL LEGS</b>					
LXR50002-ML	£1450	£1550	£1650	£1850	£2050
<b>TWO SEATER SOFA - WOODEN FEET</b>					
LXR50002-WF	£1600	£1700	£1800	£2000	£2200



	Fabric bands				
CODE	A	B	C	D	E
<b>THREE SEATER SOFA - METAL LEGS</b>					
LXR50003-ML	£1750	£1850	£1950	£2150	£2350
<b>THREE SEATER SOFA - WOODEN FEET</b>					
LXR50003-WF	£1900	£2000	£2100	£2300	£2500



**Optional Accessories**

**POWER MODULE MOUNTED UNDER SEAT**

PH-1-K PHASE BLACK **£400**

Mains lead to be ordered separately

MTO



5-6 week lead time



# OSLO

## RECEPTION SOFT SEATING

The Oslo fully upholstered sofa can easily adapt to all spaces due to its aesthetic simplicity, angular corners and generous proportions. Often situated in reception areas, Oslo is equally at home in informal meeting spaces, private offices and breakout spaces, offering employees and visitors alike a comfortable seating experience, without compromising on style.



**SOCIAL SPACES**

### PRODUCT SPECS



Product guarantee



Designed & manufactured

	Overall width	Overall depth	Overall height	Seat width	Seat depth	Seat height	Back width	Back height
<b>OSL50001</b>	800	710	850	555	525	455	555	395
<b>OSL50002</b>	1340	710	850	1105	525	455	1105	395
<b>OSL50003</b>	1880	710	850	1640	525	455	1640	395

Made to order fabric reception seating ideal for any modern interior

1, 2 and 3 seater sofas available in a multitude of fabric options

Ideal for where people can go for some time away from their desk

Features deep cushioned seats and backs with a square block design



Fabric bands					
CODE	A	B	C	D	E
<b>SINGLE SEATER SOFA</b>					
OSL50001	£950	£1000	£1050	£1100	£1200



Fabric bands					
CODE	A	B	C	D	E
<b>TWO SEATER SOFA</b>					
OSL50002	£1200	£1300	£1400	£1500	£1700



Fabric bands					
CODE	A	B	C	D	E
<b>THREE SEATER SOFA</b>					
OSL50003	£1400	£1500	£1600	£1700	£1900



**Optional Accessories**

**POWER MODULE MOUNTED ON SEAT FRONT**

PX-1-K PIXEL BLACK **£330**

Mains lead to be ordered separately



**OSLO**  
STOCKED SOFT SEATING



CODE	RRP
OSL50001-PG	£950
<b>SINGLE SEATER SOFA PRESENT GREY</b>	



CODE	RRP
OSL50002-PG	£1200
<b>TWO SEATER SOFA PRESENT GREY</b>	



Available from stock

**STOCKED**



Present Grey -PG

**MTO**



5-6 week lead time



# CELESTRA

## RECEPTION SOFT SEATING

Celestra is a clean, attractive soft seating solution that can add to the welcoming atmosphere of any reception area, allowing visitors to feel at ease while they wait. The simple, classic design of the conveniently sized one and two seater tub chairs are fully upholstered and available in different colour and fabric options to match any existing office colour scheme.



### PRODUCT SPECS



Product  
guarantee



Designed &  
manufactured

	Overall width	Overall depth	Overall height	Seat width	Seat depth	Seat height	Back width	Back height
<b>CEL50001</b>	700	650	850	470	500	470	450	410
<b>CEL50002</b>	1300	650	850	970	500	470	950	410



Multi-use compact design available in 1 and 2 seaters

Multitude of fabric and colour options available

Curved, contoured backs for enhanced comfort

Matching feet options to glide across the floor



Fabric bands					
CODE	A	B	C	D	E
<b>SINGLE SEATER SOFA</b>					
CEL50001	£500	£550	£600	£650	£750

Fabric bands					
CODE	A	B	C	D	E
<b>TWO SEATER SOFA</b>					
CEL50002	£800	£850	£900	£1000	£1100



## CELESTRA

STOCKED SOFT SEATING



CODE	RRP
CEL50001-FG	£500
<b>SINGLE SEATER SOFA</b> FORECAST GREY	



CODE	RRP
CEL50001-MB	£500
<b>SINGLE SEATER SOFA</b> MATURITY BLUE	



CODE	RRP
CEL50002-FG	£800
<b>TWO SEATER SOFA</b> FORECAST GREY	



CODE	RRP
CEL50002-MB	£800
<b>TWO SEATER SOFA</b> MATURITY BLUE	

STOCKED



Available from stock



Forecast Grey  
-FG



Maturity Blue  
-MB

MTO



5-6 week lead time

# MEAVY

## RECEPTION SOFT SEATING

Meavy chairs combine the beauty of high quality upholstery and the strength of a solid beech wooden frame for a stylish yet durable seating option. Available with or without arms, the chair's simple, classic design allows it to complement any office environment and keep visitors comfortable and relaxed. Add a wooden frame table to complete the look, suitable for any waiting area.



### PRODUCT SPECS



Product  
guarantee



Designed &  
manufactured

	Overall width	Overall depth	Overall height	Seat width	Seat depth	Seat height	Back width	Back height
<b>MEA50001</b>	520	720	850	470	510	470	470	470
<b>MEA50002</b>	1050	720	850	940	510	470	940	470
<b>MEA50004</b>	520	720	850	470	510	470	470	470

Elegant, flowing lines with a solid beech frame

No arm and with arm, 1 and 2 seater combinations

Ideal around a coffee table in a reception or waiting area

Sturdy Birch plywood internal back frame



Fabric bands					
CODE	A	B	C	D	E
SINGLE SEATER CHAIR					
MEA50001	£420	£460	£500	£540	£590



Fabric bands					
CODE	A	B	C	D	E
SINGLE SEATER CHAIR WITH ARMS					
MEA50004	£470	£500	£530	£570	£640



Fabric bands					
CODE	A	B	C	D	E
DOUBLE SEATER CHAIR WITH ARMS					
MEA50002	£680	£700	£770	£850	£950



Fabric bands					
CODE	A	B	C	D	E
FIBRE FILLED SCATTER CUSHION 350 X 350MM					
SCAT-CUSH-01	£87	£100	£112	£125	£137



Fabric bands					
CODE	A	B	C	D	E
FIBRE FILLED LUMBAR CUSHION 550 X 350MM					
LUMB-CUSH-01	£100	£112	£125	£137	£149

MTO



5-6 week lead time



# GROOVE

## RECEPTION SOFT SEATING

Groove breakout seating provides a flexible and informal seating solution for a wide range of environments. Available in a multitude of shapes, sizes and finishes, and with endless permutations, Groove stools can be scattered individually or used as interlinking seating to add colour, fun and inspiration to breakout areas and offices.



### PRODUCT SPECS



Product guarantee



Designed & manufactured

	Overall width	Overall depth	Overall height
<b>GR01</b>	410	410	430
<b>GR02</b>	410	410	430
<b>GR03</b>	910	410	430
<b>BOP04</b>	500	500	435

Use on their own or mix with other seating ranges

Easy to move and re-configure to suit different environments

Deep-foamed seats offering enhanced comfort within relaxation areas

Stylish accessory for any breakout or reception area




Fabric bands					
CODE	A	B	C	D	E
BUBBLE					
GR01	£220	£240	£260	£280	£300



Fabric bands					
CODE	A	B	C	D	E
SHADE					
BOP04	£300	£320	£340	£360	£380



Fabric bands					
CODE	A	B	C	D	E
SQUARE					
GR02	£220	£240	£260	£280	£300



Fabric bands					
CODE	A	B	C	D	E
BRICK					
GR03	£325	£345	£365	£385	£405



## GROOVE

STOCKED SOFT SEATING

CODE	RRP
GR01-FG-PG	£220
FORECAST GREY BASE AND PRESENT GREY TOP	



Available from stock

STOCKED



Forecast Grey/Present Grey -FG-PG

MTO



5-6 week lead time



# SOFT SEATING

## LOUNGE CHAIRS

Modern office environments call for stylish design in every aspect of their specification and our Social Spaces portfolio offers all the good looks and aesthetic choices to satisfy the latest trends and the most enduring designs. An extensive range of fabrics and finishes can add style, colour and interest to any office space by creating a relaxed and unique, fully coordinated look, perfect for social spaces, working hot spots or for use in a reception area where visitors can rest in comfort.



**SOCIAL  
SPACES**

### FABRIC OPTIONS



Available from stock  
Juna, Jude, Otis, Alpha,  
Liana & Corby



Made-to-Order  
5-6 week  
lead time





**FIGARO**

PAGE 402



**JUNA**

PAGE 404



**SHOUT**

PAGE 406



**JUDE**

PAGE 408



**JOSS**

PAGE 410



**OTIS**

PAGE 412



**ALPHA**

PAGE 414



**CORBY**

PAGE 415



**LIANA**

PAGE 416

# FIGARO

## RECEPTION SOFT SEATING

Designed with comfort in mind, Figaro lounge seating's sculpted seat and back cushions make it both eye-catching and timeless. Figaro seamlessly crosses the line between retro style and contemporary design. The high back chair, with provocative lines and curves, is ideal for when people need time to unwind and recharge, and the medium back is ideal for a relaxed or casual collaboration.



### PRODUCT SPECS



Product guarantee



Designed & manufactured

	Overall width	Overall depth	Overall height	Seat width	Seat depth	Seat height	Back width	Back height
<b>FIG-01</b>	700	760	1110	560	540	440	590	780
<b>FIG-02</b>	700	760	1110	560	540	440	590	780
<b>FIG-06</b>	700	760	1110	560	540	440	590	780
<b>FIGM-01</b>	700	760	750	560	540	440	590	450
<b>FIGM-02</b>	700	760	750	560	540	440	590	450
<b>FIGM-06</b>	700	760	750	560	540	440	590	450
<b>FIGLS-06</b>	500	500	430					
<b>FIGT-06</b>	600	600	430					

Eye-catching, timeless high back design with the choice of frame styles

Head rest, neck support and integral lumbar add to its functionality and grandeur

Modern office or lounge seat with broad appeal and strong character

Ideal to spin around for personal privacy when making phone calls



Fabric bands

CODE	A	B	C	D	E
HIGH BACK CHAIR WITH WOODEN BASE					
FIG-01	£1200	£1300	£1400	£1500	£1600



Fabric bands

CODE	A	B	C	D	E
HIGH BACK CHAIR WITH 4 STAR BASE					
FIG-02	£1200	£1300	£1400	£1500	£1600



Fabric bands

CODE	A	B	C	D	E
HIGH BACK CHAIR WITH SPIRAL BASE					
FIG-06	£1200	£1300	£1400	£1500	£1600



Fabric bands

CODE	A	B	C	D	E
MEDIUM BACK CHAIR WITH WOODEN BASE					
FIGM-01	£1000	£1100	£1200	£1300	£1400



Fabric bands

CODE	A	B	C	D	E
MEDIUM BACK CHAIR WITH 4 STAR BASE					
FIGM-02	£1000	£1100	£1200	£1300	£1400



Fabric bands

CODE	A	B	C	D	E
MEDIUM BACK CHAIR WITH SPIRAL BASE					
FIGM-06	£1000	£1100	£1200	£1300	£1400



Fabric bands

CODE	A	B	C	D	E
FOOTSTOOL WITH SPIRAL BASE					
FIGL5-06	£625	£650	£675	£700	£750



CODE	RRP	MTO
TABLE WITH SPIRAL BASE		
FIGT-06	£330	£450

MTO



6 week lead time

MFC FINISHES



White (WH)



Kendal Oak (KO)

TOP FINISHES



Laminate MTO



# JUNA

## RECEPTION SOFT SEATING

Beautifully crafted and elegant in design, Juna offers an informal refuge for employees and visitors alike. The Juna chairs offer an exceptional level of comfort and are smartly sized to make a big impression, even in small spaces. This comfortable lounge chair can help soothe your stresses and fatigues caused by work with its warm embrace and entertain your guests with its ergonomic design.



### PRODUCT SPECS



Product  
guarantee



Designed &  
manufactured

	Overall width	Overall depth	Overall height	Seat width	Seat depth	Seat height	Back width	Back height
<b>JUN01</b>	700	770	1000	510	490	460	570	600
<b>JUN02</b>	620	570	870	470	440	460	570	450

Traditionally styled, smart, angular soft seating design with smooth curves

Wooden legs & polished aluminium rotating base options

Ergonomically-designed lines with comfortable back & arm support

Ideal around a coffee table in a reception or waiting area for visitors



Fabric bands

CODE	A	B	C	D	E
HIGH BACK CHAIR WITH 4 STAR BASE					
JUN01-AR	£725	£775	£825	£875	£925



Fabric bands

CODE	A	B	C	D	E
HIGH BACK CHAIR WITH WOODEN LEGS					
JUN01-WF	£775	£825	£875	£925	£975



Fabric bands

CODE	A	B	C	D	E
LOW BACK CHAIR WITH 4 STAR BASE					
JUN02-AR	£600	£650	£700	£750	£800



Fabric bands

CODE	A	B	C	D	E
LOW BACK CHAIR WITH WOODEN LEGS					
JUN02-WF	£650	£700	£750	£800	£850



## JUNA

STOCKED SOFT SEATING



CODE	RRP
JUN02-WF-LG	£650
LOW BACK CHAIR WITH WOODEN LEGS LATE GREY	



Available from stock

STOCKED



Late Grey -LG

MTO



6 week lead time



# SHOUT

## RECEPTION SOFT SEATING

The graceful curves and refined shape of the Shout chairs offer a welcoming place to work casually and comfortably. The chic frame design provides a contoured platform that supports sophistication, with a welcoming seat and two expressive back styles that both combine the pleasure of a warm embrace with a versatility ideal for receptions, breakout spaces, common areas, and meeting rooms.



### PRODUCT SPECS



Product guarantee



Designed & manufactured

	Overall width	Overall depth	Overall height	Seat width	Seat depth	Seat height	Back width	Back height
<b>BSH01</b>	570	630	870	570	470	480	570	470
<b>BSH02</b>	570	630	870	570	470	480	570	470
<b>BSH01-O</b>	570	630	870	570	470	480	570	470
<b>BSH02-O</b>	570	630	870	570	470	480	570	470



Can be placed in reception areas, open spaces, private nooks, and more

Contemporary curved back design with the choice of chrome frames

Two base styles with choice of fabric or solid wooden backs

Ideal around the matching coffee table in a reception or waiting area



Fabric bands					
CODE	A	B	C	D	E
<b>LOUNGE CHAIR WITH 4 STAR BASE</b>					
BSH01	£650	£700	£750	£800	£850



CODE	RRP
<b>CIRCULAR TABLE</b>	
OTIS01-CT	£300



Fabric bands					
CODE	A	B	C	D	E
<b>LOUNGE CHAIR WITH SLED BASE</b>					
BSH02	£550	£600	£650	£700	£750



Fabric bands					
CODE	A	B	C	D	E
<b>LOUNGE CHAIR WITH 4 STAR BASE &amp; OAK BACK</b>					
BSH01-O	£850	£900	£950	£1000	£1050



Fabric bands					
CODE	A	B	C	D	E
<b>LOUNGE CHAIR WITH SLED BASE &amp; OAK BACK</b>					
BSH02-O	£750	£800	£850	£900	£950

**MTO**



6 week lead time

**MFC FINISHES**



White (WH)



Kendal Oak (KO)

**TOP FINISHES**



Laminate  
**MTO**

# JUDE

## RECEPTION SOFT SEATING

Jude lounge seating's practical details make it both eye-catching and timeless. With its base options and clean styling, Jude can seamlessly cross the line between classic and contemporary, with an opulent, curved design and arms that wrap the occupant in one continuous embrace. A classic form that combines exquisite design in a fashion format, Jude is the perfect signature piece to reside in public spaces.



### PRODUCT SPECS



Product guarantee



Designed & manufactured

	Overall width	Overall depth	Overall height	Seat width	Seat depth	Seat height	Back width	Back height
<b>JUD03</b>	600	590	760	510	490	420	460	320
<b>JUD05</b>	600	590	760	510	490	420	460	320
<b>JUD06</b>	600	590	780	510	490	440	460	320
<b>JUD07</b>	600	590	780	510	490	440	460	320

Contemporary design with luxurious deep-foamed seat for added comfort

Purposefully designed sculptured back and arms section

Ideal for receptions, waiting rooms and breakout areas around a table

Choice of distinctive polished chrome or wooden frame styles



Fabric bands					
CODE	A	B	C	D	E
LOUNGE CHAIR WITH PYRAMID OAK LEGS					
JUD03	£800	£850	£900	£950	£1000



Fabric bands					
CODE	A	B	C	D	E
LOUNGE CHAIR WITH CHROME 4 STAR BASE					
JUD05	£800	£850	£900	£950	£1000



Fabric bands					
CODE	A	B	C	D	E
LOUNGE CHAIR WITH CHROME SLEIGH FRAME					
JUD06	£650	£700	£750	£800	£850



Fabric bands					
CODE	A	B	C	D	E
LOUNGE CHAIR WITH WHITE PYRAMID BASE & CASTORS					
JUD07-WH	£650	£700	£750	£800	£850



Fabric bands					
CODE	A	B	C	D	E
LOUNGE CHAIR WITH BLACK PYRAMID BASE & CASTORS					
JUD07-K	£650	£700	£750	£800	£850



## JUDE STOCKED SOFT SEATING



CODE	RRP
JUD03-FG-RB	£800
FORECAST GREY BACK & RANGE BLUE SEAT	



CODE	RRP
JUD03-FG-ER	£800
FORECAST GREY BACK & EXTENT RED SEAT	

STOCKED



Available from stock



Forecast Grey / Range Blue (-FG-RB)



Forecast Grey / Extent Red (-FG-ER)

MTO



6 week lead time



# JOSS

## RECEPTION SOFT SEATING

An exciting fusion of stylish design, sculpted contours and considered proportions, Joss is a lounge chair collection that is incredibly versatile and suitable for a wide range of lounge environments and informal meeting spaces. Available in a choice of distinct bases, including beech four-legged frames for a classic feel or chrome 4 star and sled bases for a contemporary look, the Joss range embodies luxury and elegance.



### PRODUCT SPECS



Product guarantee



Designed & manufactured

	Overall width	Overall depth	Overall height	Seat width	Seat depth	Seat height	Back width	Back height
<b>JOS03</b>	630	620	810	470	470	450	500	400
<b>JOS04</b>	630	620	810	470	470	450	500	400
<b>JOS05</b>	630	620	810	470	470	450	500	400
<b>JOS06</b>	630	620	830	470	470	470	500	400
<b>JOS07</b>	630	620	830	470	470	470	500	400

Contemporary, inviting design with the choice of 4 frame styles

Purposefully designed with deep-foamed seat and sculpted back and arms

Offers a relaxing and comfortable seating solution for employees and visitors

Will make any work area look contemporary, vibrant and chic



**Fabric bands**

CODE	A	B	C	D	E
<b>LOUNGE CHAIR WITH PYRAMID OAK LEGS</b>					
JOS03	£800	£850	£900	£950	£1000



**Fabric bands**

CODE	A	B	C	D	E
<b>LOUNGE CHAIR WITH CONICAL OAK LEGS</b>					
JOS04	£675	£725	£775	£825	£875



**Fabric bands**

CODE	A	B	C	D	E
<b>LOUNGE CHAIR WITH CHROME 4 STAR BASE</b>					
JOS05	£750	£800	£850	£900	£950



**Fabric bands**

CODE	A	B	C	D	E
<b>LOUNGE CHAIR WITH CHROME SLEIGH FRAME</b>					
JOS06	£650	£700	£750	£800	£850



**Fabric bands**

CODE	A	B	C	D	E
<b>LOUNGE CHAIR WITH PYRAMID BASE &amp; CASTORS</b>					
JOS07-K	£650	£700	£750	£800	£850



**Fabric bands**

CODE	A	B	C	D	E
<b>LOUNGE CHAIR WITH PYRAMID BASE &amp; CASTORS</b>					
JOS07-WH	£650	£700	£750	£800	£850

MTO



6 week lead time



# OTIS

## RECEPTION SOFT SEATING

With sophisticated design styling, Otis features voluminous curves for a soft and stylish profile. The upholstered tub style chair has angled sides which offer a relaxing and comfortable seating solution and the distinctive, diagonal four-legged chrome frame complements the matching coffee table to perfection.



### PRODUCT SPECS



Product  
guarantee



Designed &  
manufactured

	Overall width	Overall depth	Overall height	Seat width	Seat depth	Seat height	Back width	Back height
<b>OTIS01</b>	610	720	800	470	450	450	560	400
<b>OTIS01-CT</b>	600	600	420					



Elegant, flowing lines with a durable laminated interior frame

Polished chrome finish four-leg design with floor protectors

Comprehensive choice of fabrics with two-tone options

Ideal around a coffee table in a reception or waiting area for visitors



**Fabric bands**

CODE	A	B	C	D	E
LOUNGE CHAIR WITH 4 STAR BASE					
OTIS01	£808	£842	£880	£953	£1027

CODE	RRP
OTIS01-CT	£350
CIRCULAR TABLE	



**OTIS**  
STOCKED SOFT SEATING



CODE	RRP
OTIS01-LY	£808
LIFETIME YELLOW	



CODE	RRP
OTIS01-CT-WH	£300
WHITE CIRCULAR TABLE	



CODE	RRP
OTIS01-RB	£808
RANGE BLUE	



CODE	RRP
OTIS01-CT-KO	£300
KENDAL OAK CIRCULAR TABLE	

**STOCKED**



Available from stock



Range Blue (RB)



Lifetime Yellow (LY)

**MTO**



6 week lead time

**MFC FINISHES**



White (WH)



Kendal Oak (KO)

**TOP FINISHES**



Laminate  
**MTO**

# SOFT SEATING

ALPHA

2  
WARRANTY  
Years



A lounge chair is as much about visual comfort as it is flexibility. Alpha brings a sense of comfort and cosiness perfect for all kinds of spaces. Featuring an elegant shape with arms and headrest, Alpha forgoes the complexities of different design elements and embraces a simple and neat outlook that perfectly fits into today's trendy styles, radiating a feeling of grace and pleasure.

Eye-catching, timeless high back design in a velvet fabric

Head rest, neck support and integral lumbar add to its functionality

Modern office or lounge seat with broad appeal and strong character

Ideal around a coffee table in a reception or waiting area for visitors



CODE	RRP	CODE	RRP
ALP01-DB	£650	ALP01-MU	£650
DARK BLUE		MUSTARD	

	Overall width	Overall depth	Overall height	Seat width	Seat depth	Seat height	Back width	Back height
ALP01	750	780	930	530	510	420	550	590

STOCKED



Available from stock



Dark Blue (DB)




Mustard (MU)

2  
WARRANTY  
Years

# SOFT SEATING

CORBY



With Corby soft seating it's easy to touch down, discuss and have a meeting of the minds. Comfortable and lightweight, the fully-upholstered elements in blue and grey variants arrange easily to suit the moment. Corby's relaxed and versatile elements suit a range of needs, from lounge spaces to open offices. Competitively priced, Corby is an easy way to come together.

Clean lines and minimalist design suit any setting

Sturdy but lightweight for easy rearranging

Ideal around a coffee table in a reception or waiting area

Velvet-style fabric finish for style and elegance

CODE	RRP	CODE	RRP
<b>COR01-LB</b>	<b>£650</b>	<b>COR01-DG</b>	<b>£650</b>
<b>LIGHT BLUE</b>		<b>DARK GREY</b>	

	Overall width	Overall depth	Overall height	Seat width	Seat depth	Seat height	Back width	Back height
<b>COR01</b>	670	700	710	520	520	410	490	400

STOCKED



Available from stock



Light Blue (LB)



Dark Grey (DG)



# SOFT SEATING

LIANA



The Liana lounge chair inspires people to come together with new ideas, new priorities and new ways of thinking. Soft seating is not just for the reception area anymore, and fashion finds the workplace in this contemporary single seater chair for meeting areas, breakout spaces, presentation facilities, low-task office applications, lounge and reception areas.

Comfortable and supportive with a sturdy black metal frame

Cushions with arm rests designed to fit the curve of the body

Ideal around a coffee table in a reception or waiting area

Velvet-style fabric finish for style and elegance



CODE	RRP	CODE	RRP
LIA01-MB	£450	LIA01-LG	£450
MID BLUE		LIGHT GREY	

	Overall width	Overall depth	Overall height	Seat width	Seat depth	Seat height	Back width	Back height
LIA01	780	670	750	510	500	430	470	420

STOCKED



Available from stock



Mid-blue (MB)



Light Grey (LG)

# STOCKED

## SOFT SEATING OVERVIEW



ALPHA



ALTO



CORBY



CELESTRA



ENCORE<sup>2</sup> LOW



ENCORE<sup>2</sup> HIGH



ENCORE<sup>2</sup> MODULAR



ENCORE<sup>2</sup> OPEN



GROOVE



JUDE



JUNA



LIANA



NERA SINGLE



NERA DOUBLE



OSLO



OTIS

# SOFT SEATING

## LEATHER SOFAS

Modern office environments call for stylish design in every aspect of their specification and our Social Spaces portfolio offers all the good looks and aesthetic choices to satisfy the latest trends and the most enduring designs. An extensive range of fabrics and finishes can add style, colour and interest to any office space by creating a relaxed and unique, fully co-ordinated look, perfect for social spaces, working hot spots or for use in a reception area where visitors can rest in comfort.



### FABRIC OPTIONS



Black Faux  
Leather



Black Leather  
Faced



Brown  
Leather

(Selected products)





**BENOTTO**

PAGE 420



**HELSINKI**

PAGE 421



**LONDON**

PAGE 422



**DECCO**

PAGE 423

# SOFT SEATING

BENOTTO

1  
Year  
WARRANTY



Benotto has a wrap-around seating design that provides the comfort employees and visitors desire, and you can also rest assured knowing that you can rely on its style and durability. The square stainless steel frame and cylindrical legs add a touch of modernism to these comfortable, stylish faux leather chairs, and will make a statement in any reception area or lobby

Available in 1, 2 and 3 seater combinations

Curved, padded wrap around sides and back rest

Square underframe with cylindrical leg design

Durable leather effect upholstery with deep cushioned seats



CODE	DESCRIPTION	RRP
<b>BEN50001</b>	Single chair	<b>£750</b>
<b>BEN50002</b>	Two seater	<b>£1000</b>
<b>BEN50003</b>	Three seater	<b>£1500</b>

	Overall width	Overall depth	Overall height	Seat width	Seat depth	Seat height	Back width	Back height
<b>BEN50001</b>	770	680	740	520	545	450	520	330
<b>BEN50002</b>	1150	680	740	890	545	450	890	330
<b>BEN50003</b>	1650	680	740	1400	545	450	1400	330

**STOCKED**



Available from stock




Black Faux Leather

1  
WARRANTY  
Year

# SOFT SEATING

HELSINKI



The large, comfortable and luxurious Helsinki reception chairs will make lovely additions to any office or reception area. Available in black leather, the deep padded seats and backs offer unmatched comfort and support for both employees and visitors sitting for extended periods of time, whilst at the same time adding a look of modern sophistication.

Black leather faced reception seating ideal for any modern interior

Square reception sofas available in 1, 2 and 3 seater combinations

Silver steel base and legs for strength and stability

Features deep cushioned seats and backs with a square block design, creating a stylish effect



CODE	DESCRIPTION	RRP
<b>HEL50001</b>	Single chair	<b>£800</b>
<b>HEL50002</b>	Two seater	<b>£1300</b>
<b>HEL50004</b>	Three seater	<b>£1700</b>

	Overall width	Overall depth	Overall height	Seat width	Seat depth	Seat height	Back width	Back height
<b>HEL50001</b>	770	710	850	555	525	455	555	395
<b>HEL50002</b>	1340	710	850	1105	525	455	1105	395
<b>HEL50004</b>	1880	710	850	1640	525	455	1640	395

STOCKED



Available from stock



Black Leather Faced



# SOFT SEATING

LONDON

1  
Year  
WARRANTY



London is an attractive, faux leather seating solution where versatility and comfort are a top priority. Not only do the conveniently sized tub chairs allow for many placement options within a reception area, but the sturdy construction ensures that these attractive chairs will grace any office reception area or breakout space for years to come.

Single seater tub chair, perfect for receptions or waiting rooms

Outstanding example of good taste and a classic, timeless design

Durable black faux leather with generous deep cushioned seat

Stylish high back tub style chair provided with glides for easy movement



CODE	DESCRIPTION	RRP
LON50001	Single chair	£550

	Overall width	Overall depth	Overall height	Seat width	Seat depth	Seat height	Back width	Back height
LON50001	670	670	770	430	490	430	460	340

STOCKED



Available from stock

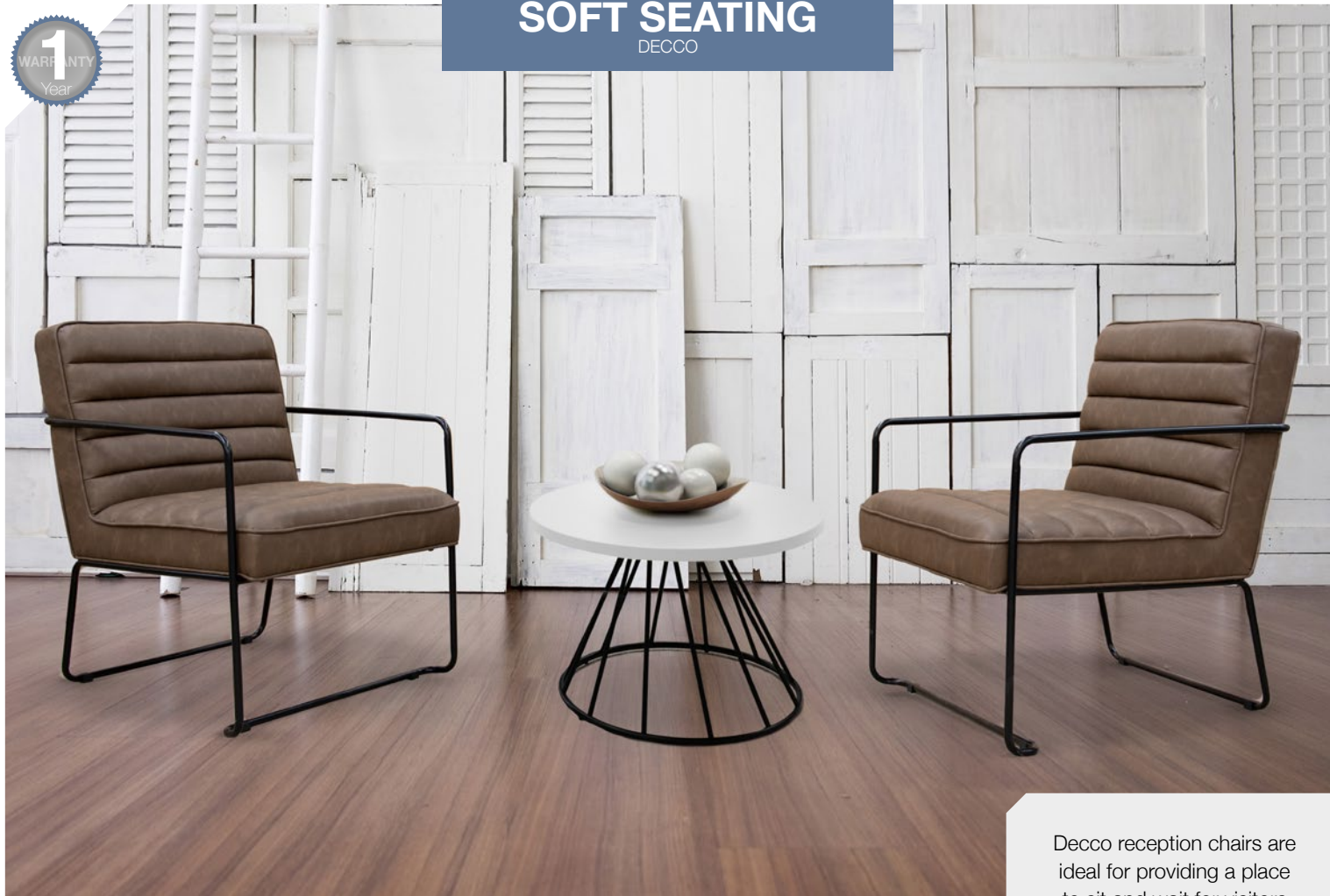


Black Faux Leather

1  
WARRANTY  
Year

# SOFT SEATING

DECCO



Decco reception chairs are ideal for providing a place to sit and wait for visitors before an appointment, offering clean, comfortable seating. The best luxury comes not only from quality brown leather material but also from an ergonomic, ribbed design that supports the back, looks good and makes visitors feel welcome, making it extremely appropriate as reception area or office seating.

Multi-use compact design with black frame and feet protectors

Ribbed design for increased seating comfort

Understated style suitable for a wide range of interiors

Ideal around a coffee table in a reception or waiting area



CODE	DESCRIPTION	RRP
DEC01-BR	Single chair	£340

	Overall width	Overall depth	Overall height	Seat width	Seat depth	Seat height	Back width	Back height
DEC01-BR	640	660	790	620	500	420	620	400

STOCKED



Available from stock



Brown Leather



# SOFT SEATING

## MODULAR SOFT SEATING

Multi-functional, modular seating offers a completely flexible solution for any breakout area by creating a bespoke piece of furniture that can easily be re-sized to suit any office space. The simple, smart components of modular seating ranges can be used individually or arranged in a variety of dynamic configurations, making them ideal for employees and small groups to relax or meet informally.



### FABRIC OPTIONS



Available from stock  
Encore<sup>2</sup> low, Lyric, Nera & Alto



Made-to-Order  
5-6 week lead time





ENCORE<sup>2</sup> LOW PAGE 426



ENCORE<sup>2</sup> HIGH PAGE 428



LYRIC PAGE 430



NERA PAGE 432



ALTO PAGE 436



YEALM PAGE 440

# ENCORE<sup>2</sup> MODULAR

## MODULAR SOFT SEATING

The Encore<sup>2</sup> Modular is as reconfigurable as it is versatile and can be grouped together to create large landscape configurations which are ideal for meetings and reception areas, or be used as stand-alone pieces. The quality construction and high traffic design deliver an endless array of configurations and the high back units offer comfort and privacy where people can work, team up or gather.



**SOCIAL SPACES**

### PRODUCT SPECS



Product guarantee



Designed & manufactured

	Overall width	Overall depth	Overall height	Seat width	Seat depth	Seat height	Back width	Back height
<b>ENC-MOD01L</b>	600	730	790	600	490	450	590	500
<b>ENC-MOD01L-CC</b>	780	730	790	650	490	450	650	500
<b>ENC-MOD02L-CV</b>	920	730	790	1000	490	450	650	500
<b>ENC-MOD02L</b>	1200	730	790	1200	490	450	1190	500
<b>ENC-MOD02L-LA</b>	1295	730	790	1200	490	450	1190	500
<b>ENC-MOD02L-RA</b>	1295	730	790	1200	490	450	1190	500
<b>ENC-MOD01L-PM</b>	200	730	790					
<b>ENC-TAB01</b>	600	600	310					
<b>ENC-TAB02</b>	1000	600	310					

Offering a completely flexible solution for any breakout area

Components can be arranged in a variety of dynamic configurations

Ideal for employees and small groups to relax or meet informally

Easy to re-configure to suit all work spaces with two-tone fabric options



CODE	Fabric bands				
	A	B	C	D	E
<b>LOW BACK SOFA WITH BLACK SLED FRAME</b>					
ENC-MOD01L-MF	£770	£825	£880	£935	£990
<b>LOW BACK SOFA WITH WOODEN SLED FRAME</b>					
ENC-MOD01L-WF	£1100	£1155	£1210	£1265	£1320

CODE	Fabric bands				
	A	B	C	D	E
<b>CONCAVE LOW BACK SOFA WITH BLACK SLED FRAME</b>					
ENC-MOD01L-CC-MF	£990	£1045	£1100	£1155	£1210
<b>CONCAVE LOW BACK SOFA WITH WOODEN SLED FRAME</b>					
ENC-MOD01L-CC-WF	£1320	£1375	£1430	£1485	£1540

CODE	Fabric bands				
	A	B	C	D	E
<b>CONVEX LOW BACK SOFA WITH BLACK SLED FRAME</b>					
ENC-MOD02L-CV-MF	£990	£1045	£1100	£1155	£1210
<b>CONVEX LOW BACK SOFA WITH WOODEN SLED FRAME</b>					
ENC-MOD02L-CV-WF	£1320	£1375	£1430	£1485	£1540



CODE	Fabric bands				
	A	B	C	D	E
<b>LOW BACK SOFA WITH NO ARMS &amp; BLACK SLED FRAME</b>					
ENC-MOD02L-MF	£1100	£1210	£1320	£1430	£1540
<b>LOW BACK SOFA WITH NO ARMS &amp; WOODEN SLED FRAME</b>					
ENC-MOD02L-WF	£1430	£1540	£1650	£1760	£1870

CODE	Fabric bands				
	A	B	C	D	E
<b>LOW BACK SOFA WITH LEFT ARM &amp; BLACK SLED FRAME</b>					
ENC-MOD02L-LA-MF	£1320	£1430	£1540	£1650	£1760
<b>LOW BACK SOFA WITH LEFT ARM &amp; WOODEN SLED FRAME</b>					
ENC-MOD02L-LA-WF	£1650	£1760	£1870	£1980	£2090

CODE	Fabric bands				
	A	B	C	D	E
<b>LOW BACK SOFA WITH RIGHT ARM &amp; BLACK SLED FRAME</b>					
ENC-MOD02L-RA-MF	£1320	£1430	£1540	£1650	£1760
<b>LOW BACK SOFA WITH RIGHT ARM &amp; WOODEN SLED FRAME</b>					
ENC-MOD02L-RA-WF	£1650	£1760	£1870	£1980	£2090



CODE	Fabric bands				
	A	B	C	D	E
<b>POWER MODULE DIVIDER WITH BLACK SLED FRAME</b>					
ENC-MOD01L-PM-MF	£1100	£1155	£1210	£1320	£1430
<b>POWER MODULE DIVIDER WITH WOODEN SLED FRAME</b>					
ENC-MOD01L-PM-WF	£1430	£1485	£1540	£1650	£1760

CODE	MTO
<b>COFFEE TABLE WITH BLACK SLED FRAME</b>	
ENC-TAB01-MF	£300
<b>COFFEE TABLE WITH WOODEN SLED FRAME</b>	
ENC-TAB01-WF	£650

CODE	MTO
<b>LARGE COFFEE TABLE WITH BLACK SLED FRAME</b>	
ENC-TAB02-MF	£350
<b>LARGE COFFEE TABLE WITH WOODEN SLED FRAME</b>	
ENC-TAB02-WF	£700



5-6 week lead time

TOP FINISHES



Laminate  
MTO



# SOFT SEATING

ENCORE<sup>2</sup> MODULAR



CODE	Fabric bands				
	A	B	C	D	E
HIGH BACK SOFA WITH BLACK SLED FRAME					
ENC-MOD01H-MF	£990	£1045	£1100	£1210	£1320
HIGH BACK SOFA WITH WOODEN SLED FRAME					
ENC-MOD01H-WF	£1320	£1375	£1430	£1540	£1650



CODE	Fabric bands				
	A	B	C	D	E
CONCAVE HIGH BACK SOFA WITH BLACK SLED FRAME					
ENC-MOD01H-CC-MF	£1320	£1430	£1540	£1650	£1760
CONCAVE HIGH BACK SOFA WITH WOODEN SLED FRAME					
ENC-MOD01H-CC-WF	£1650	£1760	£1870	£1980	£2090



CODE	Fabric bands				
	A	B	C	D	E
CONVEX HIGH BACK SOFA WITH BLACK SLED FRAME					
ENC-MOD02H-CV-MF	£1320	£1430	£1540	£1650	£1760
CONVEX HIGH BACK SOFA WITH WOODEN SLED FRAME					
ENC-MOD02H-CV-WF	£1650	£1760	£1870	£1980	£2090



CODE	Fabric bands				
	A	B	C	D	E
HIGH BACK SOFA WITH NO ARMS & BLACK SLED FRAME					
ENC-MOD02H-MF	£1430	£1540	£1650	£1760	£1870
HIGH BACK SOFA WITH NO ARMS & WOODEN SLED FRAME					
ENC-MOD02H-WF	£1760	£1870	£1980	£2090	£2200



CODE	Fabric bands				
	A	B	C	D	E
HIGH BACK SOFA WITH LEFT ARM & BLACK SLED FRAME					
ENC-MOD02H-LA-MF	£1760	£1870	£1980	£2090	£2200
HIGH BACK SOFA WITH LEFT ARM & WOODEN SLED FRAME					
ENC-MOD02H-LA-WF	£2090	£2200	£2310	£2420	£2530



CODE	Fabric bands				
	A	B	C	D	E
HIGH BACK SOFA WITH RIGHT ARM & BLACK SLED FRAME					
ENC-MOD02H-RA-MF	£1760	£1870	£1980	£2090	£2200
HIGH BACK SOFA WITH RIGHT ARM & WOODEN SLED FRAME					
ENC-MOD02H-RA-WF	£2090	£2200	£2310	£2420	£2530



CODE	Fabric bands				
	A	B	C	D	E
TALL POWER MODULE DIVIDER WITH BLACK SLED FRAME					
ENC-MOD01H-PM-MF	£1320	£1430	£1540	£1650	£1760
TALL POWER MODULE DIVIDER WITH WOODEN SLED FRAME					
ENC-MOD01H-PM-WF	£1650	£1760	£1870	£1980	£2090

## DIMENSIONS

	Overall width	Overall depth	Overall height	Seat width	Seat depth	Seat height	Back width	Back height
ENC-MOD01H	600	730	1270	600	490	450	590	850
ENC-MOD01H-CC	780	730	1270	650	490	450	650	850
ENC-MOD02H-CV	920	730	1270	1000	490	450	650	850
ENC-MOD02H	1200	730	1270	1200	490	450	1190	850
ENC-MOD02H-LA	1295	730	1270	1200	490	450	1190	850
ENC-MOD02H-RA	1295	730	1270	1200	490	450	1190	850
ENC-MOD01H-PM	200	730	1270					

MTO



6 week lead time

# ENCORE<sup>2</sup> MODULAR

## STOCKED SOFT SEATING



**CODE** **RRP**  
ENC-MOD01L-MF-LG-RB **£770**

LOW BACK SOFA WITH BLACK SLED FRAME  
LATE GREY SEAT & RANGE BLUE BACK



**CODE** **RRP**  
ENC-MOD01L-MF-EG-LG **£770**

LOW BACK SOFA WITH BLACK SLED FRAME  
ELAPSE GREY SEAT & LATE GREY BACK



**CODE** **RRP**  
ENC-TAB01-MF-KO **£175**

SQUARE COFFEE TABLE WITH BLACK SLED FRAME  
KENDAL OAK TOP



**CODE** **RRP**  
ENC-TAB01-MF-WH **£175**

SQUARE COFFEE TABLE WITH BLACK SLED FRAME  
WHITE TOP



**CODE** **RRP**  
ENC-TAB02-MF-KO **£200**

RECTANGULAR COFFEE TABLE WITH BLACK SLED FRAME  
KENDAL OAK TOP



**CODE** **RRP**  
ENC-TAB02-MF-WH **£200**

RECTANGULAR COFFEE TABLE WITH BLACK SLED FRAME  
WHITE TOP

### TOP FINISHES



Kendal Oak  
-KO



White  
-WH

### STOCKED



Late Grey / Range Blue  
(-LG-RB)



Elapse Grey / Late Grey  
(-EG-LG)

# LYRIC MODULAR

## MODULAR SOFT SEATING

Lyric Modular allows you to add and remove individual elements of the soft seating with ease to create a bespoke piece of furniture that can easily be re-sized to suit any office space, large or small. The Lyric Modular upholstered sofa is ideal for providing employees with an area to relax, whilst maintaining a business feel and providing a level of comfort that lends itself to informal get togethers.



### PRODUCT SPECS



Product guarantee



Designed & manufactured

	Overall width	Overall depth	Overall height	Seat width	Seat depth	Seat height	Back width	Back height
<b>LYRNA</b>	565	820	790	565	510	420	565	410
<b>LYRC</b>	820	820	790	510	510	420	510	410
<b>LYRRA</b>	740	820	790	580	510	420	580	410
<b>LYRLA</b>	740	820	790	580	510	420	580	410



Easy to re-configure to suit all work spaces with two-tone fabric options

Multi-functional soft seating system for maximum flexibility

Ideal for informal meetings or large landscapes for public spaces

Made up of 4 large seating options to assemble in multiple configurations



Fabric bands					
CODE	A	B	C	D	E
CHAIR WITH NO ARMS AND METAL LEGS					
LYRNA-ML	£625	£675	£725	£775	£825
CHAIR WITH NO ARMS AND WOODEN FEET					
LYRNA-WF	£725	£775	£825	£875	£925



Fabric bands					
CODE	A	B	C	D	E
CORNER UNIT WITH METAL LEGS					
LYRC-ML	£925	£975	£1025	£1075	£1125
CORNER UNIT WITH WOODEN FEET					
LYRC-WF	£1025	£1075	£1125	£1175	£1225



Fabric bands					
CODE	A	B	C	D	E
CHAIR WITH RIGHT ARM AND METAL LEGS					
LYRRA-ML	£800	£850	£900	£950	£1000
CHAIR WITH RIGHT ARM AND WOODEN FEET					
LYRRA-WF	£900	£950	£1000	£1050	£1100



Fabric bands					
CODE	A	B	C	D	E
CHAIR WITH LEFT ARM AND METAL LEGS					
LYRLA-ML	£800	£850	£900	£950	£1000
CHAIR WITH LEFT ARM AND WOODEN FEET					
LYRLA-WF	£900	£950	£1000	£1050	£1100

MTO



6 week lead time

# NERA

## MODULAR SOFT SEATING

Nera is one of the most versatile soft seating ranges available, offering a completely flexible solution for any breakout area. The simple, smart components of the Nera range can be used individually or arranged in a variety of dynamic configurations, making it the ideal collection for informal meetings, and all working environments now and in the future.



**SOCIAL SPACES**

### PRODUCT SPECS



Product guarantee



Designed & manufactured

	Overall width	Overall depth	Overall height	Seat width	Seat depth	Seat height	Back width	Back height
<b>NERA-D</b>	1400	700	430	1400	510	430		
<b>NERA-D-LB</b>	1400	700	790	1400	510	430	700	440
<b>NERA-D-RB</b>	1400	700	790	1400	510	430	700	440
<b>NERA-D-BB</b>	1400	700	790	1400	510	430	1400	440
<b>NERA-D-BLA</b>	1400	700	790	1210	510	430	650	440
<b>NERA-D-BRA</b>	1400	700	790	1210	510	430	650	440
<b>NERA-D-BBLA</b>	1400	700	790	1210	510	430	1350	440
<b>NERA-D-BBRA</b>	1400	700	790	1210	510	430	1350	440
<b>NERA-D-BRABLA</b>	1400	700	790	1020	510	430	1300	440



Versatile and easy to re-configure with frames available in black

Single & double soft seating benches to assemble in multiple configurations

Extra deep high density foam seats for durability and comfort

Suitable for any breakout space with matching coffee tables and power unit



**Fabric bands**

CODE	A	B	C	D	E
<b>DOUBLE BENCH WITH NO BACK</b>					
NERA-D	£750	£800	£850	£900	£950



**Fabric bands**

CODE	A	B	C	D	E
<b>DOUBLE BENCH WITH LEFT HAND BACK</b>					
NERA-D-LB	£920	£970	£1040	£1110	£1200



**Fabric bands**

CODE	A	B	C	D	E
<b>DOUBLE BENCH WITH RIGHT HAND BACK</b>					
NERA-D-RB	£920	£970	£1040	£1110	£1200




**Fabric bands**

CODE	A	B	C	D	E
<b>DOUBLE BENCH WITH BACK</b>					
NERA-D-BB	£950	£1050	£1150	£1250	£1350



**Fabric bands**

CODE	A	B	C	D	E
<b>DOUBLE BENCH WITH LEFT HAND ARM AND BACK</b>					
NERA-D-BLA	£950	£1020	£1110	£1180	£1280



**Fabric bands**

CODE	A	B	C	D	E
<b>DOUBLE BENCH WITH RIGHT HAND ARM AND BACK</b>					
NERA-D-BRA	£950	£1020	£1110	£1180	£1280



**Fabric bands**

CODE	A	B	C	D	E
<b>DOUBLE BENCH WITH LEFT HAND ARM AND FULL BACK</b>					
NERA-D-BBLA	£1150	£1250	£1350	£1450	£1550



**Fabric bands**

CODE	A	B	C	D	E
<b>DOUBLE BENCH WITH RIGHT HAND ARM AND FULL BACK</b>					
NERA-D-BBRA	£1150	£1250	£1350	£1450	£1550



**Fabric bands**

CODE	A	B	C	D	E
<b>DOUBLE BENCH WITH ARMS AND FULL BACK</b>					
NERA-D-BRABLA	£1500	£1600	£1700	£1800	£1900



Black frame  
-K



5-6 week  
lead time



# SOFT SEATING

NERA



Fabric bands					
CODE	A	B	C	D	E
<b>SINGLE BENCH</b>					
NERA-S	£600	£650	£700	£750	£800

Fabric bands					
CODE	A	B	C	D	E
<b>CORNER UNIT</b>					
NERA-Q	£407	£435	£464	£494	£522

Fabric bands					
CODE	A	B	C	D	E
<b>POWER UNIT</b>					
NERA-PU	£522	£551	£580	£609	£638



Fabric bands					
CODE	A	B	C	D	E
<b>SINGLE BENCH WITH BACK</b>					
NERA-S-B	£700	£775	£850	£925	£1000

Fabric bands					
CODE	A	B	C	D	E
<b>SINGLE BENCH WITH LEFT ARM AND BACK</b>					
NERA-S-BLA	£800	£900	£1000	£1100	£1200

Fabric bands					
CODE	A	B	C	D	E
<b>SINGLE BENCH WITH RIGHT ARM AND BACK</b>					
NERA-S-BRA	£800	£900	£1000	£1100	£1200



CODE	MTO
<b>SQUARE TABLE</b>	
NERA-S-TABLE	£348

CODE	MTO
<b>CORNER TABLE</b>	
NERA-Q-TABLE	£348

## DIMENSIONS

	Overall width	Overall depth	Overall height	Seat width	Seat depth	Seat height
NERA-S-B	700	700	430	700	510	430
NERA-S-BLA	700	700	790	600	510	430
NERA-S-BRA	700	700	790	600	510	430
NERA-S	700	700	790	700	510	430
NERA-Q	700	700	430	700	700	430
NERA-PU	700	250	430			
NERA-S-TABLE	700	700	240			
NERA-Q-TABLE	700	700	240			

MTO

TOP FINISHES



Black frame  
-K



6 week  
lead time



Laminate  
MTO

# NERA

## STOCKED SOFT SEATING



CODE	DESCRIPTION	RRP
CORNER TABLE		
NERA-Q-TABLE-K-KO	KENDAL OAK	£300
NERA-Q-TABLE-K-WH	WHITE	£300



CODE	RRP
NERA-S-K-K-EG	£600
SINGLE BENCH ELAPSE GREY SEAT	



CODE	RRP
NERA-D-K-K-EG	£750
DOUBLE BENCH ELAPSE GREY SEAT	



CODE	DESCRIPTION	RRP
SQUARE TABLE		
NERA-S-TABLE-K-KO	KENDAL OAK	£300
NERA-S-TABLE-K-WH	WHITE	£300



CODE	RRP
NERA-S-B-K-K-EG-RB	£700
SINGLE BENCH WITH BACK ELAPSE GREY SEAT & RANGE BLUE BACK	



CODE	RRP
NERA-S-B-K-K-EG-EN	£700
SINGLE BENCH WITH BACK ELAPSE GREY SEAT & ENDURANCE GREEN BACK	



CODE	RRP
NERA-S-B-K-K-EG-LG	£700
SINGLE BENCH WITH BACK ELAPSE GREY SEAT & LATE GREY BACK	



CODE	RRP
NERA-D-BB-K-K-EG-RB	£950
DOUBLE BENCH WITH BACK ELAPSE GREY SEAT & RANGE BLUE BACK	



CODE	RRP
NERA-D-BB-K-K-EG-EN	£950
DOUBLE BENCH WITH BACK ELAPSE GREY SEAT & ENDURANCE GREEN BACK	



CODE	RRP
NERA-D-BB-K-K-EG-LG	£950
DOUBLE BENCH WITH BACK ELAPSE GREY SEAT & LATE GREY BACK	

### TOP FINISHES



Kendal Oak  
-KO



White  
-WH



Elapse Grey  
(-EG)



Elapse Grey / Range Blue  
(-EG-RB)



Elapse Grey / Endurance Green  
(-EG-EN)



Elapse Grey / Late Grey  
(-EG-LG)

### STOCKED

# ALTO

## MODULAR SOFT SEATING

Alto is a modular range of reception furniture that can be customised to fit the specific needs of the modern office, providing comfortable office seating for visitors while they wait. The flexibility of the modular components with curved, straight, left and right hand, corner and upholstered table options allows for multiple configurations without sacrificing on style.



### PRODUCT SPECS



Product guarantee



Designed & manufactured

	Overall width	Overall depth	Overall height	Seat width	Seat depth	Seat height	Back width	Back height
<b>ALT50001</b>	580	640	780	580	490	420	580	360
<b>ALT50002</b>	560	640	780	480	490	420	580	360
<b>ALT50004</b>	770	640	780	490	490	420	580	360
<b>ALT50005</b>	675	640	780	580	490	420	580	360
<b>ALT50006</b>	675	640	780	580	490	420	580	360
<b>ALT50007</b>	675	640	780	580	490	420	580	360
<b>ALT50008</b>	620	620	275					
<b>ALT50009</b>	100	400	200					



Simple, versatile selection of shapes for large and small footprints



CODE	Fabric bands				
	A	B	C	D	E
<b>SINGLE SEATER WITH NO ARMS</b>					
ALT50001	£316	£370	£409	£429	£509

Easy to move and re-configure to suit different environments



CODE	Fabric bands				
	A	B	C	D	E
<b>SINGLE SEATER CONCAVE</b>					
ALT50002	£328	£386	£420	£443	£524

Deep-foamed seats offering enhanced comfort within relaxation areas



CODE	Fabric bands				
	A	B	C	D	E
<b>SINGLE SEATER WITH ARMS</b>					
ALT50004	£473	£577	£663	£691	£800

Solid wooden internal construction



CODE	Fabric bands				
	A	B	C	D	E
<b>SINGLE SEATER WITH LEFT ARM</b>					
ALT50005	£436	£506	£562	£613	£691



CODE	Fabric bands				
	A	B	C	D	E
<b>SINGLE SEATER WITH RIGHT ARM</b>					
ALT50006	£436	£506	£562	£613	£691




CODE	Fabric bands				
	A	B	C	D	E
<b>SINGLE SEATER CORNER SECTION</b>					
ALT50007	£612	£675	£739	£805	£900



CODE	Fabric bands				
	A	B	C	D	E
<b>TABLE</b>					
ALT50008	£196	£223	£239	£252	£293



CODE	Fabric bands				
	A	B	C	D	E
<b>TABLE WITH ION POWER MODULE</b>					
ALT50008-P	£296	£323	£339	£352	£393



CODE	Fabric bands				
	A	B	C	D	E
<b>ARM CUSHION</b>					
ALT50009	£150	£165	£180	£195	£205

MTO



6 week lead time

# ALTO

STOCKED SOFT SEATING



# ALTO

## STOCKED SOFT SEATING



**CODE** **RRP**  
**ALT50001-EG** **£300**

SINGLE SEATER WITH NO ARMS  
 ELAPSE GREY



**CODE** **RRP**  
**ALT50001-MB-RB** **£300**

SINGLE SEATER WITH NO ARMS  
 MATURITY BLUE SEAT & RANGE BLUE BASE



**CODE** **RRP**  
**ALT50001-PG-FG** **£300**

SINGLE SEATER WITH NO ARMS  
 PRESENT GREY SEAT & FORECAST GREY BASE



**CODE** **RRP**  
**ALT50008-EG** **£170**

TABLE  
 ELAPSE GREY



**CODE** **RRP**  
**ALT50008-MB** **£170**

TABLE  
 MATURITY BLUE



**CODE** **RRP**  
**ALT50008-PG** **£170**

TABLE  
 PRESENT GREY



**CODE** **RRP**  
**ALT50008-P-EG** **£270**

TABLE WITH ION POWER MODULE  
 ELAPSE GREY



**CODE** **RRP**  
**ALT50008-P-MB** **£270**

TABLE WITH ION POWER MODULE  
 MATURITY BLUE



**CODE** **RRP**  
**ALT50008-P-PG** **£270**

TABLE WITH ION POWER MODULE  
 PRESENT GREY

STOCKED - ALT50001



Elapse Grey  
 (-EG)



Maturity Blue / Range Blue  
 (-MB-RB)



Present Grey / Forecast Grey  
 (-PG-FG)

STOCKED - ALT50008



Elapse Grey  
 (-EG)



Maturity Blue  
 (-MB)



Present Grey  
 (-PG)



# YEALM

## RECEPTION SOFT SEATING

Yealm is a stylish reception soft seating solution with a curved laminated wooden frame and ergonomic back design that allows visitors to wait in comfort whenever they visit the office. This modular seating solution comes with a solid wood top table and a selection of fabric options, so you can custom design the seats to fit your office perfectly in rows of any number of chairs.



### PRODUCT SPECS



Product  
guarantee



Designed &  
manufactured

	Overall width	Overall depth	Overall height	Seat width	Seat depth	Seat height	Back width	Back height
<b>YEA50001</b>	540	570	890	460	460	380	460	510
<b>YEA50004</b>	540	570	890	460	460	380	460	510
<b>YEA50005</b>	540	570	890	460	460	380	460	510
<b>YEA50006</b>	540	570	890	460	460	380	460	510
<b>YEA50008</b>	910	380	380	-	-	-	-	-

Elegant, flowing lines with a laminated wooden frame

Low arm, high arm, left hand and right hand seating options

Ideal around the matching coffee table in a reception or waiting area

Laminated bent wood frame with clear hard wearing lacquer



Fabric bands					
CODE	A	B	C	D	E
NO ARMS					
YEA50001	£425	£450	£475	£500	£525



Fabric bands					
CODE	A	B	C	D	E
WITH ARMS					
YEA50004	£425	£450	£475	£500	£525



Fabric bands					
CODE	A	B	C	D	E
LEFT ARM					
YEA50005	£425	£450	£475	£500	£525



Fabric bands					
CODE	A	B	C	D	E
RIGHT ARM					
YEA50006	£425	£450	£475	£500	£525



CODE	RRP
TABLE YEA50008	£300

MTO



6 week lead time



Beech



# SOFT SEATING

## MEETING BOOTHS

Meeting booths are specifically designed to address modern working practices by offering that essential private area in any busy work place to accommodate working groups with exceptional comfort and practicality. High backs offer a private place for employees to sit and relax, or for teams to meet in seclusion. With tables and optional power supply, meeting booths are perfect for open space environments in offices.



### FABRIC OPTIONS



Available from stock  
Encore<sup>2</sup> Open



Made-to-Order  
5-6 week lead time

**SOCIAL  
SPACES**





TILLY BOOTH PAGE 444



ALBAN BOOTH PAGE 446



ENCORE<sup>2</sup> BOOTH PAGE 448



ENCORE<sup>2</sup> OPEN BOOTH PAGE 450

# TILLY

## MEETING BOOTHS

Tilly breaks away from traditional modelling, using a variety of materials to create a modern high-end and semi-private range of meeting booths, making office space more flexible and open. The dynamic shape of the meeting booths deliver the 'wow factor' into any office, whether as a means of conducting private meetings, collaborative working or finding solitude away from a busy open plan working space.



**SOCIAL SPACES**

### PRODUCT SPECS



Product guarantee



Designed & manufactured

	Overall width	Overall depth	Overall height	Seat width	Seat depth	Seat height	Back width	Back height
<b>TY-B2L</b>	2250	1100	900	780	570	425	720	450
<b>TY-B4L</b>	2250	1700	900	1380	570	425	1320	450
<b>TY-B2H</b>	2250	1100	1250	780	570	425	720	800
<b>TY-B4H</b>	2250	1700	1250	1380	570	425	1320	800
<b>TY-B2L</b>	800	700	730					
<b>TY-B4L</b>	800	1200	730					
<b>TY-B2H</b>	800	700	730					
<b>TY-B4H</b>	800	1200	730					

### TABLE DIMENSIONS

Choice of low or high meeting booth sizes and 2 or 4 seater booths

Ideal for employees and small groups to relax or meet informally

Available with integrated power supply built centrally into the infill panel

Table available in white with fixed post leg in black to match sofa leg frames



Fabric bands					
CODE	A	B	C	D	E
LOW BACK 2 PERSON MEETING BOOTH					
TY-B2L	N/A	£4500	£4600	£4800	£5000



Fabric bands					
CODE	A	B	C	D	E
LOW BACK 4 PERSON MEETING BOOTH					
TY-B4L	N/A	£5600	£5700	£5900	£6100



Fabric bands					
CODE	A	B	C	D	E
HIGH BACK 2 PERSON MEETING BOOTH					
TY-B2H	N/A	£5600	£5700	£5900	£6100



Fabric bands					
CODE	A	B	C	D	E
HIGH BACK 4 PERSON MEETING BOOTH					
TY-B4H	N/A	£6700	£6800	£7000	£7200



**Optional Accessories**

TV BRACKET MOUNTED ON INFILL PANEL		
TV-BRACKET	BLACK	£53
POWER MODULE MOUNTED ON INFILL PANEL		
PTN-1T-K	PROTON BLACK	£330

Mains lead to be ordered separately

MTO



5-6 week lead time

TOP FINISHES



Laminate  
MTO



# ALBAN

## MEETING BOOTHS

The Alban booth is built with all the acoustic and functional qualities of its sibling the Alban sofa. Reflecting the change towards a comfortable, informal work space where private working booths are the norm, the Alban booth can be used for team meetings, collaborative tasks or as a base for the day, and is ideal for creating a private space in modern open plan office environments.



### PRODUCT SPECS



Product guarantee



Designed & manufactured

	Overall width	Overall depth	Overall height	Seat width	Seat depth	Seat height	Back width	Back height
<b>ALB02</b>	2400	985	1250	530	560	430	530	820
<b>ALB04</b>	2400	1700	1250	1245	560	430	1245	820
<b>ALB06</b>	2400	2050	1250	1595	560	430	1595	820

	Overall width	Overall depth	Overall height
<b>ALB02</b>	400-600	600	725
<b>ALB04</b>	400-600	1200	725
<b>ALB06</b>	400-600	1600	725

### TABLE DIMENSIONS

Can be used for team meetings, collaborative tasks or as a base for the day

Choice of 2, 4 or 6 seater booths with options for power built into the booth

Ideal for creating a private space in modern open plan office environments

Privacy panel comes complete with a fixed table and a supporting leg



Fabric bands					
CODE	A	B	C	D	E
<b>TWO PERSON MEDIUM SIZED MEETING BOOTH</b>					
ALB02	£4000	£4100	£4200	£4400	£4600



Fabric bands					
CODE	A	B	C	D	E
<b>FOUR PERSON MEDIUM SIZED MEETING BOOTH</b>					
ALB04	£5000	£5100	£5200	£5400	£5600



Fabric bands					
CODE	A	B	C	D	E
<b>SIX PERSON MEDIUM SIZED MEETING BOOTH</b>					
ALB06	£5500	£5600	£5700	£5900	£6100



**Optional Accessories**

<b>TV BRACKET MOUNTED ON INFILL PANEL</b>		
TV-BRACKET	BLACK	£53

<b>POWER MODULE MOUNTED ON INFILL PANEL</b>		
PTN-1T-K	PROTON BLACK	£330

Mains lead to be ordered separately

**MTO**



5-6 week lead time

**TOP FINISHES**



Laminate  
**MTO**



# ENCORE<sup>2</sup>

## MEETING BOOTHS

The Encore<sup>2</sup> booth has been designed to offer that essential private area in any busy work place by forming a virtual room within a larger open space. The clean, modern lines of the Encore<sup>2</sup> high back seating fix together with a table and optional power supply to provide an enclosed visual and acoustic space, to accommodate working groups and teams with exceptional comfort and practicality.



### PRODUCT SPECS



Product guarantee



Designed & manufactured

	Overall width	Overall depth	Overall height	Seat width	Seat depth	Seat height	Back width	Back height
<b>ENC-POD02</b>	2250	790	1270	600	490	450	590	850
<b>ENC-POD04</b>	2250	1390	1270	1200	490	450	1190	850
<b>ENC-POD06</b>	2250	1990	1270	1800	490	450	1790	850

	Overall width	Overall depth	Overall height
<b>ENC-POD02</b>	400-600	600	725
<b>ENC-POD04</b>	400-600	1200	725
<b>ENC-POD06</b>	400-600	1800	725

### TABLE DIMENSIONS



Designed to offer that essential private area in any busy workplace

Enclosed visual and acoustic space to accommodate working groups and teams

Choice of 2, 4 or 6 seater booths with integrated power supply options

Sled frames available in black steel or solid wood with matching table legs



CODE	Fabric bands				
	A	B	C	D	E
<b>TWO SEATER MEETING BOOTH - METAL FRAME</b>					
ENC-POD02-MF	£3500	£3600	£3800	£4000	£4300
<b>TWO SEATER MEETING BOOTH - WOODEN FRAME</b>					
ENC-POD02-WF	£4000	£4100	£4300	£4500	£4800

CODE	Fabric bands				
	A	B	C	D	E
<b>FOUR SEATER MEETING BOOTH - METAL FRAME</b>					
ENC-POD04-MF	£4000	£4100	£4300	£4600	£4900
<b>FOUR SEATER MEETING BOOTH - WOODEN FRAME</b>					
ENC-POD04-WF	£4500	£4600	£4800	£5100	£5400



CODE	Fabric bands				
	A	B	C	D	E
<b>SIX SEATER MEETING BOOTH - METAL LEGS</b>					
ENC-POD06-MF	£4750	£4850	£5150	£5450	£5750
<b>SIX SEATER MEETING BOOTH - WOODEN FRAME</b>					
ENC-POD06-WF	£5250	£5350	£5650	£5950	£6250



#### Optional Accessories

<b>TV BRACKET MOUNTED ON INFILL PANEL</b>		
TV-BRACKET	BLACK	£53
<b>POWER MODULE MOUNTED ON INFILL PANEL</b>		
PTN-1T-K	PROTON BLACK	£330

Mains lead to be ordered separately

MTO



5-6 week lead time

TOP FINISHES



Laminate  
MTO

# ENCORE<sup>2</sup> OPEN

## MEETING BOOTHS

Encore<sup>2</sup> Open is available as a 2, 4 or 6 person meeting booth and has been designed to bring people together in a place where ideas, insight and inspiration can be shared. Like its big brother the Encore<sup>2</sup> booth, Encore<sup>2</sup> open has a fully upholstered cushion and back that delivers comfort and lumbar support with a modern design, but Encore<sup>2</sup> Open is available with open sides for a more informal feel.



### PRODUCT SPECS



Product guarantee



Designed & manufactured

	Overall width	Overall depth	Overall height	Seat width	Seat depth	Seat height	Back width	Back height
<b>ENCOP-POD02</b>	2250	695	1270	600	490	450	590	850
<b>ENCOP-POD04</b>	2250	1295	1270	1200	490	450	1190	850
<b>ENCOP-POD06</b>	2250	1895	1270	1800	490	450	1790	850

	Overall width	Overall depth	Overall height
<b>ENCOP-POD02</b>	400-600	600	725
<b>ENCOP-POD04</b>	400-600	1200	725
<b>ENCOP-POD06</b>	400-600	1600	725

### TABLE DIMENSIONS

Create a quiet space in today's modern collaborative open offices

Visual and acoustic space with effective noise reduction & privacy

Choice of 2, 4 or 6 seater booths with integrated power supply options

Sled frames available in black steel or solid wood with matching table post legs



**Fabric bands**

CODE	A	B	C	D	E
<b>TWO SEATER MEETING BOOTH - METAL FRAME</b>					
ENCOP-POD02-MF	£3000	£3100	£3300	£3600	£3900
<b>TWO SEATER MEETING BOOTH - WOODEN FRAME</b>					
ENCOP-POD02-WF	£3500	£3600	£3800	£4100	£4400



**Fabric bands**

CODE	A	B	C	D	E
<b>FOUR SEATER MEETING BOOTH - METAL FRAME</b>					
ENCOP-POD04-MF	£3600	£3700	£3900	£4200	£4500
<b>FOUR SEATER MEETING BOOTH - WOODEN FRAME</b>					
ENCOP-POD04-WF	£4100	£4200	£4400	£4700	£5000



**Fabric bands**

CODE	A	B	C	D	E
<b>SIX SEATER MEETING BOOTH - METAL FRAME</b>					
ENCOP-POD06-MF	£4400	£4500	£4700	£5000	£5300
<b>SIX SEATER MEETING BOOTH - WOODEN FRAME</b>					
ENCOP-POD06-WF	£4900	£5000	£5200	£5500	£5800



**Optional Accessories**

<b>TV BRACKET MOUNTED ON INFILL PANEL</b>		
TV-BRACKET	BLACK	£53
<b>POWER MODULE MOUNTED ON INFILL PANEL</b>		
PTN-1T-K	PROTON BLACK	£330

Mains lead to be ordered separately

# ENCORE<sup>2</sup>

STOCKED SOFT SEATING



CODE	DESCRIPTION	RRP
<b>FOUR SEATER MEETING BOOTH - METAL FRAME</b>		
ENCOP-POD04-MF-KO-EG-LG	Elapse Grey/Late Grey - Kendal Oak top	£3180
<b>FOUR SEATER MEETING BOOTH - METAL FRAME</b>		
ENCOP-POD04-MF-WH-EG-LG	Elapse Grey/Late Grey - White top	£3180



CODE	DESCRIPTION	RRP
<b>FOUR SEATER MEETING BOOTH - METAL FRAME</b>		
ENCOP-POD04-MF-KO-LG-RB	Late Grey/Range Blue - Kendal Oak top	£3180
<b>FOUR SEATER MEETING BOOTH - METAL FRAME</b>		
ENCOP-POD04-MF-WH-LG-RB	Late Grey/Range Blue - White top	£3180



**MTO**



5-6 week lead time

**TOP FINISHES**



Laminate  
**MTO**

**MFC FINISHES**



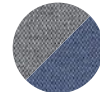
Kendal Oak  
**-KO**



White  
**-WH**



Elapse Grey / Late Grey  
**(-EG-LG)**



Late Grey / Range Blue  
**(-LG-RB)**

**STOCKED**



# HOME OFFICE

## DESKS, STORAGE & WORKSTATIONS

The jury is still out on whether employees who work from home or work from an office are more productive. But with a dedicated workspace where you can concentrate and good quality furniture designed specifically for home workers, it becomes easier to unlock the benefits of remote working. Create an inspiring area to work in the home office with sleek office desks, comfortable seating and clever storage solutions.



### PRODUCT SPECS



Product guarantee



Designed & manufactured

### STYLES



Desks



Storage



Workstations

## FEATURES

Desks available in 1000, 1200 and 1400 wide top sizes with support bars

Support pedestal available for 1400mm wide desks with drawers or door options

400mm deep cube units with glides or designer feet to match desks

Home office workstations designed to maximise the space in any room

**UCS3-2**  
Cube storage with your choice of modular internal fittings



**SFU100-K**  
Santana multi-purpose chairs

**TK614P-D**  
Hairpin leg desk with built in pedestal and drawers


### FRAME FINISHES




Black



Charcoal




Ancient Brass



Oak

### WOOD FINISHES



Kendal Oak  
(KO)



Onyx Grey  
(OG)



White  
(WH)

# HOME OFFICE

TIKAL HAIRPIN LEG DESKS

## Hairpin Leg Desks



CODE	W	D	H	RRP
<b>TK610</b>	1000	600	730	<b>£192</b>
<b>TK612</b>	1200	600	730	<b>£198</b>

- Rectangular desk 600mm deep with black hairpin legs
- Scalloped cutouts in the back of the desktop

## Hairpin Leg Desk with Pedestal



### Internal Dimensions

400 w			
525 d			230 h
380 d			400 h

CODE	W	D	H	RRP
<b>TK614P</b>	1400	600	730	<b>£280</b>

- Rectangular desk 600mm deep with black hairpin legs
- 1400mm wide desk with support pedestal which can be fitted to either side

## Hairpin Leg Desk with Pedestal & Drawers



### Internal Dimensions

400 w			
525 d			230 h
325 d			160 h
			160 h

CODE	W	D	H	RRP
<b>TK614P-D</b>	1400	600	730	<b>£450</b>

- Rectangular desk 600mm deep with black hairpin legs
- 1400mm wide desk with support pedestal and set of drawers

## Hairpin Leg Desk with Pedestal & Cupboard Door



### Internal Dimensions

400 w			
525 d			230 h
			190 h
345 d			190 h

CODE	W	D	H	RRP
<b>TK614P-C</b>	1400	600	730	<b>£329</b>

- Rectangular desk 600mm deep with black hairpin legs
- 1400mm wide desk with support pedestal and cupboard door with shelf



Kendal Oak (KO)



Onyx Grey (OG)



White (WH)



Kendal Oak (KO)



Onyx Grey (OG)



White (WH)

For desks, add desktop finish when ordering eg. **TK612** with White top = **TK612-WH**

For desks with support pedestals, add desktop finish followed by insert finish when ordering eg. **TK614P-D** in White with drawers in Oak = **TK614P-D-WH-KO**



## A-Frame Leg Desks



CODE	W	D	H	RRP
SP610	1000	600	730	£264
SP612	1200	600	730	£295
SP614	1400	600	730	£315

- Rectangular desk 600mm deep with charcoal A-frame legs
- Scalloped cutouts in the back of the desktop

## A-Frame Leg Desk with Pedestal



Internal Dimensions			
400 w			
525 d		230 h	
380 d		400 h	

CODE	W	D	H	RRP
SP614P	1400	600	730	£370

- Rectangular desk 600mm deep with charcoal A-frame legs
- 1400mm wide desk with support pedestal which can be fitted to either side

## A-Frame Leg Desk with Pedestal & Drawers



Internal Dimensions			
400 w			
525 d		230 h	
325 d		160 h	
		160 h	

CODE	W	D	H	RRP
SP614P-D	1400	600	730	£500

- Rectangular desk 600mm deep with charcoal A-frame legs
- 1400mm wide desk with support pedestal and set of drawers

## A-Frame Leg Desk with Pedestal & Cupboard Door



Internal Dimensions			
400 w			
525 d		230 h	
345 d		190 h	
		190 h	

CODE	W	D	H	RRP
SP614P-C	1400	600	730	£393

- Rectangular desk 600mm deep with charcoal A-frame legs
- 1400mm wide desk with support pedestal and cupboard door with shelf



For desks, add desktop finish when ordering eg. SP614 with Grey top = SP614-OG

For desks with support pedestals, add desktop finish followed by insert finish when ordering eg. SP614P-C in Grey with cupboard door in White = SP614P-C-OG-WH

# HOME OFFICE

CAIRO SLEIGH FRAME DESKS

## Sleigh Frame Desks



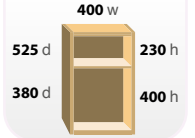
CODE	W	D	H	RRP
CR610	1000	600	730	£393
CR612	1200	600	730	£459
CR614	1400	600	730	£491

- Rectangular desk 600mm deep with ancient brass sleigh frame
- Scalloped cutouts in the back of the desktop

## Sleigh Frame Desk with Pedestal



### Internal Dimensions



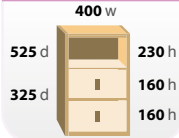
CODE	W	D	H	RRP
CR614P	1400	600	730	£419

- Rectangular desk 600mm deep with ancient brass sleigh frame
- 1400mm wide desk with support pedestal which can be fitted to either side

## Sleigh Frame Desk with Pedestal & Drawers



### Internal Dimensions



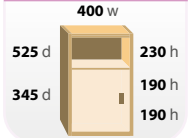
CODE	W	D	H	RRP
CR614P-D	1400	600	730	£550

- Rectangular desk 600mm deep with ancient brass sleigh frame
- 1400mm wide desk with support pedestal and set of drawers

## Sleigh Frame Desk with Pedestal & Cupboard Door



### Internal Dimensions



CODE	W	D	H	RRP
CR614P-C	1400	600	730	£459

- Rectangular desk 600mm deep with ancient brass sleigh frame
- 1400mm wide desk with support pedestal and cupboard door with shelf



Kendal Oak (KO)



Onyx Grey (OG)



White (WH)



Kendal Oak (KO)



Onyx Grey (OG)



White (WH)

For desks, add desktop finish when ordering eg. CR614 with Oak top = CR614-KO

For desks with support pedestals, add desktop finish followed by insert finish when ordering eg. CR614P-D in Oak with drawers in Grey = CR614P-D-KO-GO

Wooden Leg Desk 1000mm



CODE	W	D	H	RRP
<b>GZ610</b>	1000	600	750	<b>£719</b>

- Rectangular desk 600mm deep with oak wooden legs
- Scalloped cutouts in the back of the desktop

Wooden Leg Desk 1200mm



CODE	W	D	H	RRP
<b>GZ612</b>	1200	600	750	<b>£785</b>

- Rectangular desk 600mm deep with oak wooden legs
- Sturdy white metal underframe for stability

Wooden Leg Desk 1400mm



CODE	W	D	H	RRP
<b>GZ614</b>	1400	600	750	<b>£851</b>

- Rectangular desk 600mm deep with oak wooden legs
- Sleek, curved lines of the legs with adjustable feet



Kendal Oak (KO)



Onyx Grey (OG)



White (WH)

For desks, add desktop finish when ordering eg. **GZ614** with White top = **GZ614-WH**



## How to guide

Offering versatile and practical storage solutions, our universal cube wooden storage will keep your home office organised and looking neat and tidy.

Shelves, cupboard doors and drawers with brown leather loop handles can be ordered in any of the 3 wood finishes to be positioned in any cube, to mix and match finishes and storage options to suit any space.

**UCS3-2**  
6 cube unit supplied with glides

CODE	W	D	H	RRP
UCS2-2	860	400	875	£264
UCS3-2	860	400	1295	£342

**UCS2-2**  
4 cube unit supplied with glides



**CSI-CS**  
Can be fitted to the left or right hand side of cube, supplied with leather strap handles

**CSI-C**  
Can be fitted to the left or right hand side of cube, supplied with leather strap handle

**CSI-D**  
Metal box drawer surrounds with 300 x 150mm internals, supplied with leather strap handles

**CSI-S**  
Internal shelf

CODE	DESCRIPTION	RRP
CSI-D	Drawers	£200
CSI-C	Cupboard door	£56
CSI-CS	Cupboard & shelf	£67
CSI-S	Single shelf	£30



For cubes, add storage finish when ordering eg. UCS2-1 in Grey = UCS2-1-OG  
For Internals, add finish when ordering eg. CSI-CS in White = CSI-CS-WH

# HOME OFFICE

DESIGN YOUR OWN STORAGE



UCS3-2



UCS3-2  
CSI-C x 2  
CSI-D x 2



UCS3-2  
CSI-C x 2  
CSI-D x 2  
DH-AF-62366

STEP  
**1**

Select your carcass,  
style and finish

STEP  
**2**

Select internal  
fittings

STEP  
**3**

Add foot design to match  
furniture range if desired



Tikal

CODE	RRP
DH-HP45-K	£64

• Pack of 4



Sparta

CODE	RRP
DH-AF-62366	£126

• Pack of 2



Cairo

CODE	RRP
DH-SF-65656	£163

• Pack of 2



Giza

CODE	RRP
DH-GZWBF	£101

• Pack of 4



Pella



CODE	W	D	H	RRP
PELWS-WH	1200	600	760	£230

- Workman style trestle legs with additional shelf storage
- White leg frame with complementary oak table top and shelf

Luxor



CODE	W	D	H	RRP
LUXWS-KW	1100	590	780	£355

- Full length drawer on metal runners
- Curved top edge profile in a white gloss finish

Amazonia



CODE	W	D	H	RRP
AMAWS	1200	600	760	£355

- Compact design with a traditional oak effect desk and chrome handles
- Integrated cupboard and drawer unit to house CPU and peripherals

PELLA



Windsor Oak

LUXOR



White Gloss

AMAZONIA



Natural Oak



Delphi



CODE	W	D	H	RRP
<b>DELWS-K</b>	1360	600	760	<b>£310</b>

- Industrial style workstation to add a bit of chic to the home office
- Integrated pedestal with drawer and cupboard



Coba



CODE	W	D	H	RRP
<b>COBWS-K</b>	1200	480	760	<b>£220</b>

- Stylish workstation with 2 pull out drawers to match frame
- Additional shelf storage space with open section



Kyoto



CODE	W	D	H	RRP
<b>KYOWS-K</b>	1200	600	760	<b>£125</b>

- Home office workstation designed to maximise the space in any room
- Simple writing desk with upstand on back of desk



DELPHI



Concrete Grey

COBA



Country Oak

KYOTO




Summer Oak

## Fuji



CODE	W	D	H	RRP
FDK608SB	800	600	740	£497
FDK610SB	1000	600	740	£510
FDK612SB	1200	600	740	£540

- Smart flat-fold structure which is easy to assemble with no tools
- Workstation can be folded and stored out of the way when not in use



### FUJI



Beech



Silver



# FABRICS & LAMINATES

## FINISHES GUIDE

Selecting the right fabric upholstery for seating and wood finishes for your tables and desks can seem like a daunting task. It's easy to become overwhelmed when selecting fabrics and laminates as there seem to be an infinite amount of options when it comes to colours, textures and patterns. The workplace's atmosphere and overall appearance will be greatly influenced by the colours and patterns you select for your office furniture.





# MFC

## STOCKED FINISHES

### Wood Finishes

We only use FSC-certified wood manufacturing our products in-house in the UK, with total traceability for every order. Constructed from a chipboard core and finished with a decorative melamine covering, MFC is a versatile product ideal for use with office furniture.



### MFC

MFC or Melamine Faced Chipboard is melamine resin impregnated paper bonded both sides on to a chipboard core. MFC can be used to create very modern looking furniture for the home or the office with its printed wood grain on a melamine film that forms the face of the board, with environmentally friendly ABS edging to match the decorative paper top making it very resilient and hardwearing.



# MDF

## MADE-TO-ORDER FINISHES

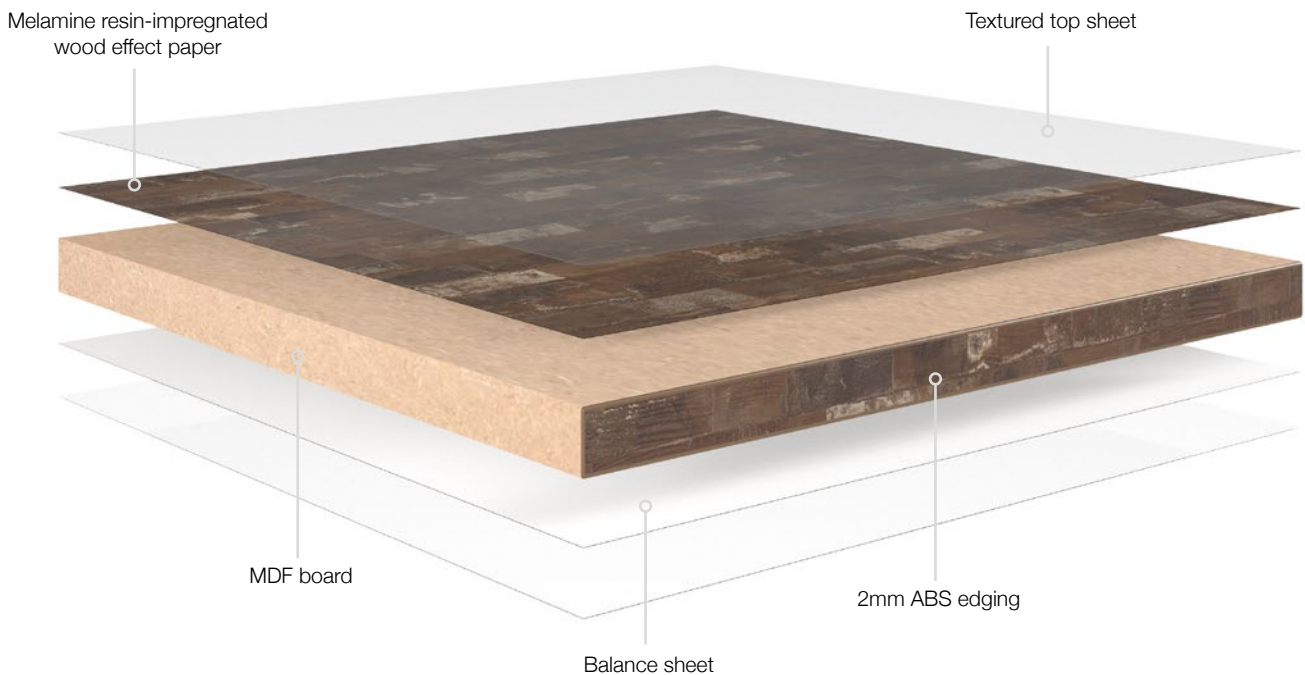
### Altofina Collection

Dazzling and innovative decors, finishes and performance grades have been introduced to mingle with a selection of mainstream decorative laminates. The Altofina laminate collection creates interior spaces that are both brilliantly designed and commercially affordable.



### MDF

MDF or Medium Density Fibreboard is a surfacing material made with wood waste. The panels consist of a mixture of finely ground wood chips and resin, which is pressed into a sheet to make an excellent and cost-effective alternative to solid wood timber. Our MDF top are available with a choice of laminate top finishes and edge designs that ensures the finish is hard wearing and suitable for contract use.




# TASK SEATING

## STOCKED FABRICS


We have committed to stocking a range of 12 best-selling fabrics and 2 vinyls, which will allow us to offer customers an even faster turnaround across the seating range and tailor seating choices to customer's individual specifications.

This colourful selection of fabric colours in the Camira Xtreme, Inloom Bondai and Fresh Vinyl ranges can bring the corporate palette into the office interior, creating a cohesive look or even zone different areas.


### Camira Xtreme



YS005 CURACAO



YS084 TAROT



YS168 TORTUGA



YS100 OCEAN




YS094 SLIP



YS081 BLIZZARD



YS102 BRIDGETOWN



YS079 PANAMA




YS026 COSTA



YS159 LOMBOK




YS072 SOLANO



YS101 DIABLO

### Inloom Bondai




8033 BLACK



7048 GREEN



6015 BLUE




4011 RED

### Fresh Vinyl



74465 OCEAN



00110 NERO



# TASK SEATING

## FABRIC PRICE BANDING

### Camira

RANGE	Band
Advantage	A
Citadel	A
Era	A
Phoenix	A
Target	A
Xtreme	A
Canopy	B
Gravity	B
Manhattan	B
Aspect	C
Chateau	C
Main Line Plus	C
Manila	C
Oceanic	C
Patina	C
Quest	C
Sprint	C
Urban	C
Vita	C
X2	C
Halycon Cedar	D

HAZARD	
Low	Medium (Crib 5)
✓	
✓	
✓	✓*
✓	
✓	✓
✓	✓
✓	
✓	
✓	
✓	
✓	
✓	✓
✓	✓*
✓	✓
✓	✓
✓	✓
✓	✓
✓	✓
✓	✓
✓	✓
✓	✓

RANGE	Band
Main Line Flax	D
Main Line Flax Stripe	D
Main Line Twist	D
Sumi	D
Synergy	D
24/7 Flax	E
24/7 +	E
Aquarius	E
Blazer	E
Halycon Aspen/Blossom	E
Hebden	E
Hemp	E
Hi Tech	E
Intervene	E
Kyoto	E
Landscape	E
Oxygen	E
Regent	E
Silk	E
Track	E

HAZARD	
Low	Medium (Crib 5)
✓	✓
✓	✓
✓	✓
✓	✓*
✓	✓*
✓	✓
✓	✓
✓	✓*
✓	✓*
✓	✓
✓	✓
✓	✓
✓	✓*
✓	✓*
✓	✓*
✓	✓
✓	✓
✓	✓
✓	✓
✓	✓
✓	✓

\* With treatment

### Inloom

RANGE	Band
Alba	A
Bondai	A
Radio	B
One	B
Time	C
Jet	C
Jeans	D

HAZARD	
Low	Medium (Crib 5)
✓	✓
✓	✓
✓	✓
✓	✓
✓	✓
✓	✓
✓	✓

RANGE	Band
Jet Bioactive	D
Riva	D
Roccia	D
Corte	E
Milano	E
Nautilus	E
Sealife	E

HAZARD	
Low	Medium (Crib 5)
✓	✓
✓	✓
✓	✓
✓	✓
✓	✓
✓	✓
✓	✓

### Agua

RANGE	Band
Chea	A
Lavoro	A
Buro	B
Paint Pot	B
Stol	B
Task	B
Juno	C
Libra	C
Linetta	C

HAZARD	
Low	Medium (Crib 5)
✓	✓
✓	✓*
✓	✓*
✓	✓
✓	✓
✓	✓
✓	✓
✓	✓
✓	✓

RANGE	Band
Cashmir	D
Taurus	D
Tones	D
Fusion	D
Snowdon	D
Alberta Hyde	D
Cord	E
Finezza	E
The 7 Collection	E

HAZARD	
Low	Medium (Crib 5)
✓	✓
✓	✓
✓	✓
✓	✓
✓	✓
✓	✓
✓	✓
✓	✓
✓	✓

\* With treatment

### Panaz

RANGE	Band
Cadet Colours	B
Highland	B
Alba	C

HAZARD	
Low	Medium (Crib 5)
✓	✓
✓	✓**
✓	✓

RANGE	Band
Aston	C
Eve	D
Linear	D

HAZARD	
Low	Medium (Crib 5)
✓	✓
✓	✓
✓	✓

\*\* With shield plus technology

### Chieftain

RANGE	Band
Carino	C
Just Colour / Just Patterns	C
Pasha	C
Carousel	D

HAZARD	
Low	Medium (Crib 5)
✓	
✓	✓
✓	✓
✓	✓

RANGE	Band
Casco	D
Lionella	D
Universal	D
Ravel	E


HAZARD	
Low	Medium (Crib 5)
✓	✓
✓	✓
✓	✓
✓	✓

# SOFT SEATING

## STOCKED FABRICS

### Camira Era


We have committed to stocking a range of 9 best-selling fabrics from the Camira Era collection, which will allow us to offer customers an even faster turnaround across our soft seating range and tailor seating choices to customer's individual specifications including single & two-tone options.



### Fabric Pairings

Camira Era is a subtle, two tone polyester fabric containing stretch in both directions for ease of upholstery. The baby herringbone weave offers an understated contemporary texture while its colouring technique provides close up intrigue.

The colourful palette incorporates playful brights and sophisticated muted tones, perfect for the modern office interior, creating a cohesive look or even zone different areas.



# SOFT SEATING

## FABRIC PRICE BANDING

### Camira

RANGE	Band
Era	A
Canopy	B
Aspect	C
Main Line Plus	C
Manila	C
Oceanic	C
Patina	C
Quest	C
Vita	C
X2	C
Halycon Cedar	D
Main Line Flax	D
Main Line Flax Stripe	D
Main Line Twist	D
Sumi	D
Synergy	D
24/7 Flax	E
24/7 +	E

HAZARD	
Low	Medium (Crib 5)
✓	✓*
✓	
✓	
✓	✓
✓	
✓	✓*
✓	✓
✓	✓
✓	✓
✓	✓
✓	✓
✓	✓*
✓	✓*
✓	✓
✓	✓

RANGE	Band
Aquarius	E
Blazer	E
Halycon Aspen/Blossom	E
Hebden	E
Hemp	E
Intervene	E
Kyoto	E
Oxygen	E
Regent	E
Silk	E
Track	E
Armadillo	F
Corrosion	F
Craggan Flax	F
Deca	F
Nettle Aztec	F
Yoredale	F
Zap	F

HAZARD	
Low	Medium (Crib 5)
✓	✓*
✓	✓*
✓	
✓	✓
✓	✓
✓	✓
✓	✓*
✓	✓*
✓	✓
✓	✓
✓	✓
✓	✓*
✓	✓
✓	✓
✓	✓*
✓	✓*

\* With treatment

### Inloom

RANGE	Band
Alba	A
Radio	B
One	B
Time	C
Jet	C
Jeans	D
Jet Bioactive	D
Riva	D

HAZARD	
Low	Medium (Crib 5)
✓	✓
✓	✓
✓	✓
✓	✓
✓	✓
✓	✓
✓	✓
✓	✓

RANGE	Band
Roccia	D
Corte	E
Milano	E
Nautilus	E
Sealife	E
Spazio	E
Nabucco	F

HAZARD	
Low	Medium (Crib 5)
✓	✓
✓	✓
✓	✓
✓	✓
✓	✓
✓	✓
✓	✓

### Agua

RANGE	Band
Lavoro	A
Buro	B
Paint Pot	B
Stol	B
Task	B
Juno	C
Libra	C
Linetta	C
Cashmir	D
Taurus	D
Tones	D

HAZARD	
Low	Medium (Crib 5)
✓	✓*
✓	✓*
✓	✓
✓	✓
✓	✓
✓	✓
✓	✓
✓	✓
✓	✓
✓	✓
✓	✓

RANGE	Band
Fusion	D
Snowdon	D
Alberta Hyde	D
Cord	E
Finezza	E
Mystique	E
Pearl	E
The 7 Collection	E
Tierra Eco	E
VerdEco	E

HAZARD	
Low	Medium (Crib 5)
✓	✓
✓	✓
✓	✓
✓	✓
✓	✓
✓	✓
✓	✓
✓	✓
✓	✓
✓	✓

\* With treatment

### Panaz

RANGE	Band
Cadet Colours	B
Highland	B
Alba	C

HAZARD	
Low	Medium (Crib 5)
✓	✓
✓	✓**
✓	✓

RANGE	Band
Aston	C
Eve	D
Linear	D

HAZARD	
Low	Medium (Crib 5)
✓	✓
✓	✓
✓	✓

\*\* With shield plus technology

### Chieftain

RANGE	Band
Trimcell	B
Carino	C
Just Colour	C
Pasha	C
Carousel	D

HAZARD	
Low	Medium (Crib 5)
✓	
✓	✓
✓	✓
✓	✓
✓	✓

RANGE	Band
Casco	D
Lionella	D
Universal	D
Ravel	E

HAZARD	
Low	Medium (Crib 5)
✓	✓
✓	✓
✓	✓
✓	✓



# INFORMATION

## FABRIC CARE & USAGE

### Fabric Care


There are a wide choice of fabrics available and it is important that you select the right fabric for the application as well as creating the perfect finish to the chairs. We recommend the basic principles for fabric care and maintenance continue to apply:

- Vacuum upholstery regularly to remove dust, dirt and crumbs
- Attend to stains quickly with a damp cloth
- Use branded upholstery shampoo for specific stains
- Periodically use specialist cleaning services eg dry cleaning

Most fabrics are all bleach cleanable with a 10% bleach chlorine solution (which will kill Coronavirus germs). There are also an increasing number of fabrics that are anti-microbial to protect against a wide range of bacteria which cause infection - such as MRSA, Salmonella and E.coli - which can cause serious additional ill health that must be avoided by anyone already battling a potentially lethal virus infection.

These fabrics can provide hygiene benefits in wide ranging commercial end-use areas, including healthcare, hospitality, education and contract office.

For further details contact our sales team or refer to the fabric manufacturer websites.



### Sustainable fabrics

Sustainability is a key priority for us and we are committed to working closely with suppliers who share the same commitment, offering fabric ranges which allow for sustainable choices to be made and can be recycled at the end of life. Our selection processes factor in environmental concerns, quality standards and social responsibility.

Our fabric offering includes ranges made with recycled PET bottles, including bottles from sea waste. The bottles are sent to a recycling factory, where they are shredded into flakes, processed into chips and then extruded into filaments. This is then turned into yarn ready for weaving.

- **Oceanic** from **Camira** is part of the SEAQUAL Initiative, designed to combat marine plastic pollution and achieve a waste free environment. Oceanic is woven from yarn containing sea waste and each metre contains the equivalent of 26 plastic bottles, playing an important part in reducing the waste that reaches both our landfills and our oceans.

- **Sealife** from **Inloom** is a cross-functional yarn created entirely from post-consumer recycled plastics, woven from a blend of 50% SEQUAL yarn created from plastics collected from the oceans and beaches, and 50% recycled polyester yarn created from recycled PET bottles from land waste. For every 50M roll of Sealife produced, 12kg of marine litter is removed from our oceans.

# IMPORTANT

## INFORMATION

### Fabric restrictions

Certain soft seating fabrics listed in this guide may not be suitable for use on all soft seating products. We reserve the right to reject orders to make products in selected fabrics if we believe that the fabric is inappropriate for use due to 'fit and form' unsuitability. In this instance we will always recommend a similar fabric that is more suitable for use on that particular product.

### Fabric hazard ratings

Low - EN1021 Parts 1 & 2 cigarette and match

Medium - BS5852 Ignition source 5 / Crib 5

### Fabric bands

Please contact our sales team for a price if your preferred fabric choice is not listed. Please make sure you check the suitability of a fabric before recommending a product. If two fabrics are used on one item e.g. two-tone, the cost is calculated on higher of the two fabric bands. All orders for leather are priced on application.

### Fabric colour variations

Whilst every effort is made, no guarantees are made against the minor variations in the colour of commercial fabrics. All striped fabric will be upholstered vertically unless advised.

### Photographed upholstery

While every effort is made to represent colours accurately, we cannot guarantee the colours you see exactly match the colours of the actual fabric due to printing processes.

### Measurements

All measurements are in millimeters and can have a tolerance  $\pm 12\text{mm}$  on all soft seating. Measurements may vary depending on components used and we reserve the right to change them from time to time.

### Customers own fabrics

Fabrics not listed or customer supplied fabrics need to be approved before acceptance of orders. A pattern charge may apply to some fabrics. We reserve the right to reject fabric that we believe to be unsuitable for the product. We are unable to guarantee any product meeting fire regulations or standards which is supplied by a customer.

**Please contact our sales team if you would like any fabric samples sent out to you.**

---

### Ordering

For all made-to-order products, it is our policy that once these products have been ordered they cannot be canceled or amended.

### Pricing

All prices shown are in sterling (£) and are subject to current rate of VAT.

### Warranty

All products are guaranteed against manufacturing defects, except for upholstery, castors and mechanisms which are subject to usage related wear and tear. The warranty is effective from the day the product leaves the factory and the supplier reserves the right not to apply the warranty in cases of inappropriate use or when a product has been tampered with by a third party or interventions by non-authorized personnel. All complaints concerning the goods must be made in writing and the company shall undertake to repair any product or part of a product that proves to be faulty.





<b>P</b>							
PELWS-WH	460	S2F	84	SUP100-102	376	TO16-20	94
PH-1-2	180	S3	140	SUP200-202	376	TOR01-04	289
PKS003	125	SA-LINK-KIT	131	SUP300-302	376	TOT100C1	319
PL-1-3	184	SB10-22	205	SUZ100-300-A	364	TOT300T1	288
PMC001-003	174	SBKT50	131	SUZ400-500-A	365	TR86	34
PMK205-405E	190	SBU10-22	205	SWT1820-B1	196	TRD14-18	34
POR300T1	294	SC00	349	SWT1820-B2	196	TUB100-104C1	368
PPC800	251	SCAT-CUSH	397	SWT-CM	196	TUB200-204C1	369
PPR1200-1800	251	SDR1880	195	SWT-PL/PLP	196, 201	TUB300-304C1	371
PPS800	251	SDS800	195	SWT-SHP	196	TUS300T1	283
PRA50001-02	323	SE800-1800-CA	121	SWT-SPR	196, 201	TUS300T1-B/K	296
PRM300	339	SFL1200-1800	231	SWT-SPS	124, 196	TUS300T1-BLK	308
PRV-DL01	129	SFL1600S	231	SWY300K2	275	TV-BRACKET	445, 447, 449, 451
PRV-HX01	128	SFU100-102	374	SX	141	TVLOCK	238
PRV-MOD8	129	SFU200-202	374	SX40-46	348	TVS300T1	284
PRV-SQ01-02	128	SFU300-302	374	SXERGOA-B	292, 348	TWL14-16	35
PRV-WS01-3A	139	SH40-46	293, 348	T8-18	34	TWR14-16	35
PRV-WS01-3R	138	SHAW	172	T608-618	34	TY-B2L/H	445
PRV-WV01	129	SHL300-301K2	274	TAM50001-4	322	TY-B4L/H	445
PS12-24-LT	164	SIE50001	331	TAOT1200-1800	203	TY-HBS1-2	383
PS12-SN	165	SIE50009	339	TAU40002-4-PB/PK	325	TY-LBS1-2	383
PS25-EG	164	SLS100	361	TAU40002-7	325	TYL-300T1	287
PSB1	162	SLS200	361	TAU40005-7-W	326	UCS2-2	458
PTAOT1200-1800	203	SLS300-305	360	TAULINK	325-327	UCS3-2	458
PTN-1T-2S	186	SLS400	360	TAUMA	326	UNIARM	289
PWH-25-50	163	SM40-46	281, 349	TAUMK-W	326	UNSCBR	130
PWR-25-50	163	SMB100-102	375	TAU-P-B2-4/T	325	V8-V18	38
PWS-25-50	163	SMB200-202	375	TAU-U-B2-4/T	325	V100-102	298
PWT-25-50	163	SMB300-302	375	TB10-12C	219	V200-202	298
PX-1-3	182	SMD40-44	349	TB10-D	219	VAN03	289
QVO40005	330	SND300K2	278	TB18-24	219	VB800-1800	120
R2-3F	84	SOF300T1	295	TB18-24-CO	219	VC00-01	353
R2-3M	85	SOL100C1	318	TBEL14-18	35	VD20-22	353
R25DH6-8	86	SOL300T1	285	TBER14-18	35	VEL14-18	38
R25EP8	86	SOM300T1	309	TDEL14-18	35	VER14-18	38
R740-2140	88	SP610-614-P	455	TDER14-18	35	VEX8-18	38
R740-2140D	88	SPB100-102	377	TDH5-P	7	VFT1	127
R1090-2140TC	90	SPB200-202	377	TEM300T1	297	VH10-12	352
R1440-2140COM	89	SPB300-302	377	TG16-20	94	VH20-22	352
R1440-2140OP	89	SPB-B2-3/T	378	TGDMARM	169	VM10-12	353
RDC800	254	SPB-B4/T	379	TGF10-12	344	VMD20-22	353
RDS800	254	SPR1880	195	TGF20-22	344	VMH10-12	281, 352
REM-HS/A	334	SPS800	195	TGF100-200	345	VRV501-4C	330
RON300T1	280	SPTA12-16	205	TGFH12	344	VWL14-16	38
ROS01-02-HS/A	335	ST8-20	93	TGFH22	344	VWR14-16	38
ROSP	173	STA12-24	205	TGM10-12	345	WB0800-1400	173
RT12	217	STE1212-1612	17	TGM20-22	345	WDET	259
RU8-16D	260	STE1212-1612-AB	17	TGM100-200	345	WKCD181	112
RU8-16H	261	STE1216-1616	17	TGSMARM	169	WKCL181	112
RU8GS	261	STE1216-1616-AB	17	TH10-12	356	WKPL181	112
RUC8D	260	STE2412-3212	17	TH20-22	356	WLIGHT	259
RUC8H	261	STE2416-3216	17	THL1-2	189	WPLS-D	92
RUHC18D	260	STE3612-4812	17	THS8-18	34	WRD14-16	258
RUHC8H	261	STE3616-4816	17	TK610-614P	454	YEA50001-07	441
S1	138	STR501-504/SP	328	TMP	85	ZEU200-300K2	303
S2	139	STR601-604/SP	337	TNMP	85		

## Index - Series

ADAPT	12-19, 212-213	DUO	88-89	KACEY	274	SANDRO	278
AERO	187, 196, 206, 212, 214, 216, 218, 220	ECLIPSE	188, 206, 212, 214, 216, 218, 220	KING	310	SANTANA	372-379
ALBAN	384-385, 446-447	ELEV8 <sup>2</sup> MONO	8-11	KYOTO	461	SAXON	194-197
ALPHA	414	ELEV8 <sup>2</sup> TOUCH	2-7, 210-211	LIANA	416	SENZA	281, 292-293, 346-349
ALTINO	282, 354-357	ELISE	275	LIMOGES	314	SHELBY	274
ALTO	436-439	ENABLE	206-207	LONDON	422	SHOUT	406-407
AMAZONIA	460	ENCORE <sup>2</sup>	386-389, 426-429, 448-451	LUCCA	296	SIENNA	331, 339
ANSON	74-79, 223	EROS	248-249	LUNA	168	SILEN	136-141
ARCADE	283	ESSEN	317	LUXOR	460	SLAB	204-205
ARROW HEAD	216-217	ETERNAL	220-221	LYRIC	390-391, 430-431	SOFA	295
ASCONA	311	FIGARO	402-403	MAESTRO 25	40-65	SOLARIS	285, 318
AURORA	287	FLEXI 25	236-237	MARTINEZ	295, 307	SOLUS	358-361
BARI	305, 314	FLIPTOP	228-229	MEAVY	396-397	SOMERSET	309
BENOTTO	420	FLORENCE	302	MOBY	239	SORA	172
BILBAO	299	FLUX	152-159	MONZA	242-245	SPARTA	455, 459
BISLEY	101-113	FOLDING LEG	230-233	NANTES	309	STRUT	328, 337
BRESCIA	246-247	FRANKLIN	302	NAPIER	280	SUZI	362-365
BRUGES	316	FUJI	462	NEON	170	SWAY	275
BUDDY	255	FUNDAMENTAL	327, 338	NERA	432-435	TAMAR	322
CAIRO	456, 459	FUZE	20-25, 214-215	NOBLE	308, 315	TAURUS	325-327
CATANIA	307	GECKO	331,	ODESSA	305	TEGAN	342-345
CAVALIER	297, 311, 318	GEMINI	278	ORION	284	TEMPO	297
CELESTRA	394-395	GENOA	252-253	OSLO	392-393	THOLUS	189, 206, 212, 214, 216,
CHATBOX	142-147	GIZA	457, 459	OTIS	412-413	TIKAL	454, 459
CHORD	285	GRANDEUR	279, 294	OTTO	202-203	TILLY	382-383, 444-445
CHROMA	178	GROOVE	398-399	PALERMO	305	TOTO	288, 319
CLUSTER	181	HALE	286	PELLA	460	TR10	32-35
COBA	461	HALO	171	PIANO	180	TRAVIS	284
CODA	323	HARMONY	329, 338	PISA	124-125, 160-165	TRIPLE P	272-275
CONNEX	26-31	HELINSKI	421	PIXEL	250-251	TRITON	169
CONTRACT 25	66-73, 82-83	HERTFORD	310	PLUTO	182, 220	TRUMPET BASE	218-219
CORBY	415	HUBBLE	179	PORTER	184, 220	TUBA	366-371
CORNWALL	294	INCA	185, 220	PRAGUE	294	TUSCAN	283, 296, 308
CREW	198-201	ION	183, 245	PREMA	323	TYLER	287
CURVA	279	ISLA	279	PRIVA	339	VANTAGE	298
DART	322	JENSEN	306	PROTON	128-129, 148-151	VERVE	298
DECCO	423	JONAS	288, 319	QUAVO	186	VIBE	330
DELPHI	461	JOSS	410-411	RADIAL LEG	330	VIVO	4-5, 10, 120
DELUXE FLIPTOP	226-227	JOTA	281, 292-293, 350-353	REMY	222, 234-235	WELCOME	36-39
DENVER	260-263	JUDE	408-409	ROMA	334	WELCOME	258-259
DERBY	306, 315	JUNA	404-405	RONAN	254	YEALM	440-441
DUFFY	286			ROSCOE	280	ZEUS	304

TO PURCHASE CONTACT

**ALPHA**   
OFFICE SOLUTIONS LTD

Contact us today for pricing:

0121 707 4967

sales@alphaoffice.co.uk

[www.alphaoffice.co.uk](http://www.alphaoffice.co.uk)

LOGIN REQUIRED FOR DISCOUNTED PRICING

Office A11, Bizspace Buisness Park, Birmingham, B11 2AL

VAT REG 922 2384 42 COMPANY REG: 6430214