

2024



**ALPHA**   
OFFICE SOLUTIONS LTD

Contact us today for pricing:

0121 707 4967

sales@alphaoffice.co.uk

[www.alphaoffice.co.uk](http://www.alphaoffice.co.uk)

LOGIN REQUIRED FOR DISCOUNTED PRICING

Office A11, Bizspace Business Park, Birmingham, B11 2AL  
VAT REG 922 2384 42 COMPANY REG: 6430214

**The Directory**

# CONTENTS

## 01. INTRO

03	Introduction	08	Space Planning
04	Contents	09	Material Finishes
06	Delivery And Installation	10	Seating Intro
07	Delivery Services		

## 02. TASK SEATING

15	Denali	21	Vision
16	Maldini	21	Fonseca
18	Chachi	22	Carbon
19	Daytona	22	Urus Cantilever
19	Spark	23	Marlos
20	Alto	23	Start
20	Zico		

## 03. 24 HOUR SEATING

27	Bengal	31	Panther
28	Strata	32	Vista
29	Fonz	33	Call Centre
30	Cheetah		

## 04. POSTURE SEATING

36	Concept Plus	39	Bearing
37	Maxi Ergo	40	Aspect
38	Calypso Ergo	41	Mode

## 05. EXECUTIVE SEATING

44	Montana	47	Ares
44	Pallas	48	Keno
45	Sosa	48	Canasta
46	Casino	49	Jack
46	Puma	49	Jack Fabric

## 06. MEETING & CONFERENCE

52	Arc 4 Leg	57	Jupiter
52	Arc Skid	58	Pavilion Armchair
53	Arc High Chair	58	Summit Meeting Chair
53	Arc Wooden 4 Leg	59	Renoir
54	Pavia	60	Club
54	Sosa	61	Club Accessories
55	Canasta Visitor	61	Summit Banquet
55	Urus Cantilever	61	Poly
56	Florence		

## 07. OPERATOR SEATING

64	Concept Mid Back	69	Versi Adjustable Arm
64	Concept High Back	70	Factory
65	Concept Deluxe	70	Factory 2 Lever
65	Concept Plus	71	Factory High Fixed
66	Calypso Single Lever	71	Factory 2 Lever Height Adjustable
66	Calypso	72	Concept High Fixed
67	Calypso Deluxe	72	Concept Height Adjustable
67	Calypso Mesh	73	Operator Chair Arms
68	Versi	73	Accessories
68	Lean Stool		
69	Versi Fixed Arm		

## 08. CAFÉ & DINING

78	Lizzie 4 Leg	85	Plateau Stool
78	Lizzie High Stool	86	Picnic
79	Lizzie Skid	88	Alfresco Side Chair
80	Stork	89	Alfresco Armchair
80	Astral High Table	90	Plaza Armchair
81	Picasso Contract	90	Plaza Table
82	Picasso Lite	91	Morph Folding Chair
82	Ellipse 4 Leg	91	Morph Rectangular Folding Table
83	Ellipse Trumpet	92	Fan Back Folding Chair
84	Plateau	92	Flat Back Folding Chair
84	Plateau Stool & Bench	93	Folding Chair Trolley
85	Plateau High		

## 09. SOFT SEATING

96	Phonic High	108	Iceberg Metal Foot
97	High Infill Panel & Table	109	Iceberg Wooden Foot
98	Phonic Low	110	Tub
99	Low Infill Panel & Table	111	Tub Lux
100	Button	112	Glacier
102	Kona	113	Glacier Table
104	Jade Armchair	113	Rubic
104	Pearl Armchair	114	Contract Stools
106	The Kuddle Range	115	Coffee Tables

## 10. AZTEC COLLECTION

118	Bench Explanation	134	Panel Leg
120	Back To Back Bench	136	Wooden Pedestals
122	Single Bench	137	Wooden Filing
123	Fixed Beam Bench Accessories	137	Talos Steel Pedestals
124	Back To Back Height Adjustable	138	Wooden Bookcases
124	Single Motor Height Adjustable	139	Wooden Cupboards
126	Goalpost Leg	140	Panel Plus Cupboards
128	Twin Upright Leg	141	Wooden Tambours
130	Single Upright Leg	142	Cassis Tilting Tables
132	Panel Plus	143	Cannes Tilting Tables
		144	Union Folding Tables
		146	Multipurpose Tables



## 11. CORE COLLECTION

- |                                      |                                  |
|--------------------------------------|----------------------------------|
| 150 Single Upright<br>Cantilever Leg | 154 Twin Motor<br>Sit Stand Desk |
| 152 Double Upright<br>Cantilever Leg | 155 Multipurpose Tables          |
| 154 Single Motor<br>Sit Stand Desk   | 156 Storage                      |
|                                      | 157 Bookcases                    |
|                                      | 157 Cupboards                    |

## 12. ECO COLLECTION

- |                             |                                  |
|-----------------------------|----------------------------------|
| 160 Eco Desking & Pedestals | 161 Eco Bookcases &<br>Cupboards |
|-----------------------------|----------------------------------|

## 13. EXECUTIVE DESKING

- |                                  |                                     |
|----------------------------------|-------------------------------------|
| 164 Regent Desking &<br>Pedestal | 166 Regent Bookcases &<br>Cupboards |
|                                  | 167 Regent Meeting Tables           |

## 14. SCREENS

- |                        |                          |
|------------------------|--------------------------|
| 170 Contempo Screens   | 176 Divide Type 1 Screen |
| 171 Elco Screens       | 177 Divide Type 2 Screen |
| 172 Lyle Desk Screens  | 178 Mobile Screens       |
| 173 Toolrail Screens   | 180 Screen Finish Guide  |
| 174 Panel Screens      | 182 Magnum Screens       |
| 175 Screen Accessories |                          |

## 15. TALOS STEEL STORAGE

- |                           |                     |
|---------------------------|---------------------|
| 186 Talos Steel Pedestals | 188 Talos Tambours  |
| 187 Talos Filing Cabinets | 189 Talos Cupboards |

## 16. BISLEY

- |                  |                            |
|------------------|----------------------------|
| 192 Multidrawer  | 199 Primary Lockers        |
| 194 Side Filers  | 200 Locker Walls           |
| 195 Tambours     | 202 Clean And Dirty Locker |
| 196 Cupboards    | 202 Combi Locker           |
| 197 Lower Height | 203 Police Locker          |
| 198 Lockers      | 204 Cloakroom Benches      |

## 17. LOCKERS & SAFES

- |                    |                          |
|--------------------|--------------------------|
| 208 Wooden Lockers | 212 Fire Resistant Safes |
| 210 Steel Lockers  | 214 Safes                |

## 18. MEETING TABLES & MEDIA UNITS

- |                               |                                |
|-------------------------------|--------------------------------|
| 218 Maker Tables              | 236 Union Folding Tables       |
| 220 Plateau                   | 236 Sierra One Table           |
| 221 Plateau High              | 239 Guarda Boardroom<br>Tables |
| 222 Massa Boardroom Tables    | 240 Reflex                     |
| 224 Venti High Meeting Tables | 241 Lux                        |
| 226 Venti Meeting Tables      | 242 Windsor                    |
| 228 Fraction Infinity Tables  | 243 Aerofoil                   |
| 230 Media Units               | 244 Multipurpose               |
| 232 Mobile Tables             | 246 Contract Tables            |
| 233 Contract Meeting Tables   | 248 Trinity Tables             |
| 234 Cassis Tilting Tables     |                                |
| 235 Cannes Tilting Tables     |                                |

## 19. POWER, ACCESSORIES & COATSTANDS

- |   |  |
|---|--|
| 252 On Desk Power Modules               | 255 Round In Desk Wireless<br>Power Module   |
| 252 On Desk Power Modules<br>Add On     | 256 Desk Accessories:<br>Monitor Arms,<br>Cable Manager<br>Basket Style Cable Tray |
| 253 Mains And Inter-<br>Connector Leads | 257 Coatstands   |
| 254 In Desk Power Module                |  |
| 254 Round In Desk Power<br>Module       |  |

## 20. RECEPTION

- |                       |                             |
|-----------------------|-----------------------------|
| 260 Modular Reception | 262 Reception Lighting Pack |
| 262 Reception         |                             |

## 21. EDUCATION

- |                            |                                   |
|----------------------------|-----------------------------------|
| 266 Teacher Wall           | 277 Titan 4 Leg                   |
| 268 Spin Stool             | 277 Titan Move                    |
| 269 Arc 4 Leg              | 279 Titan Skid                    |
| 269 Arc Mobile 4 Leg       | 281 Titan High Chair              |
| 269 Arc Reverse Cantilever | 283 Titan Stool                   |
| 269 Arc Skid               | 285 Titan Swivel                  |
| 269 Arc High Stool         | 287 T-Bag                         |
| 270 Arc 4 Leg Wooden       | 289 Tray Storage                  |
| 271 Arc Dynamic 3D Tilt    | 295 Flat Pack Classroom<br>Tables |
| 271 Arc Community          | 297 Exam Desks                    |
| 271 Arc Swivel             | 297 Exam Trolleys                 |
| 273 Maker Tables           | 299 Titan Accessories             |
| 274 Titan One Piece Retold |                                   |
| 275 Titan One Piece        |                                   |

## 22. FABRIC & FINISHES

- |                       |                        |
|-----------------------|------------------------|
| 300 Fabric Band Guide | 304 Camira Fabrics     |
| 302 Chieftain Fabrics | 306 Finishes & Colours |

# DELIVERY AND INSTALLATION



We are committed to giving you an exceptional experience. Our Delivery and Installation service allows you to sit back and relax, while the experts do the heavy lifting. Our team of experienced furniture installers will get the job done on time, leaving you with a refreshed office.

We are committed to giving you an exceptional experience. Our D&I service allows you to sit back and relax, while we efficiently deliver and install your furniture - you are the centre of this process.

There is nobody who can install our furniture better than us. Once you have placed your order, we will deliver and install within 7-10 working days. Our expert team of installers will;

- Contact you with an installation time and date in advance of their arrival.
- Arrive with a smile on their face, ready to do a great job.
- Assemble your brand new office exactly where you'd like it.
- Once you are happy, all packaging is disposed of correctly and recycled wherever possible.
- One of the team will then offer a complementary product

demonstration to ensure you are confident and happy with your new office.

- They will even clean up after themselves and vacuum the room to ensure it is spotless.

Interested in learning more? Contact the sales team today. They will want to know;


- What products do you need?
- Where are the products going?
- Might there be any delivery restrictions i.e. is there a goods lift?





# DELIVERY SERVICES

We have several delivery services available, all tailored to you and your requirements. If you need any more information about any of the services outlined below, please contact our Sales Team, and they will be delighted to assist you.



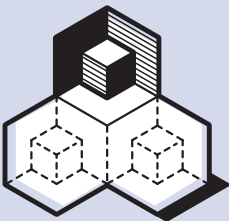
## NEXT DAY DELIVERY

Need something tomorrow? Place your order with us by 4pm, and we will ensure it reaches you by the next working day. No matter the order size, we can get you what you need, when you need it. It's that simple.




## 5 - 7 DAY DELIVERY

Not in a rush? Delivery for all stocked products will be on our 5-7 day service.



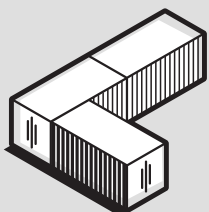
## ROOM OF CHOICE

If you need some additional assistance, but not full delivery and installation, our Room of Choice option is the service for you. We offer a two-man delivery, to the room the products are being used. We take out all the heavy lifting and transporting of goods, leaving everything exactly how you want it.



## NOMINATED DAY

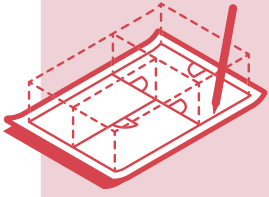
Our priority is always making life that little bit easier for all our customers. Our Nominated Day delivery service is tailored to fit around you. You choose the day and time slot; we'll do the rest.



## CONTAINERISED DELIVERY

Your high volume products never need to go out of stock again with our containerised delivery option. Order a full container of products and enjoy a significant cost saving. We receive and monitor your order, and keep you fully informed until it reaches your door. It's that easy.

# SPACE PLANNING

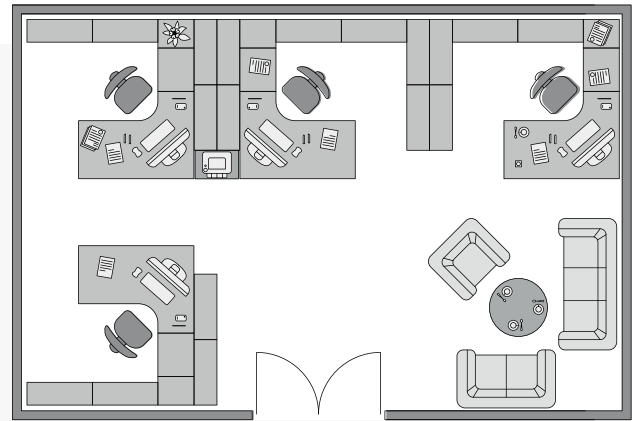


Correct planning ensures you are getting the most out of your workspace. We offer a space planning service which utilises the maximum capacity of your workspace safely and efficiently.

Our experienced team use the latest software to ensure a full planning service, from site surveys and 2D plans to walk-through 3D visualisations. Just give us your measurements, and we will create and suggest possible layouts to enhance your existing office space.

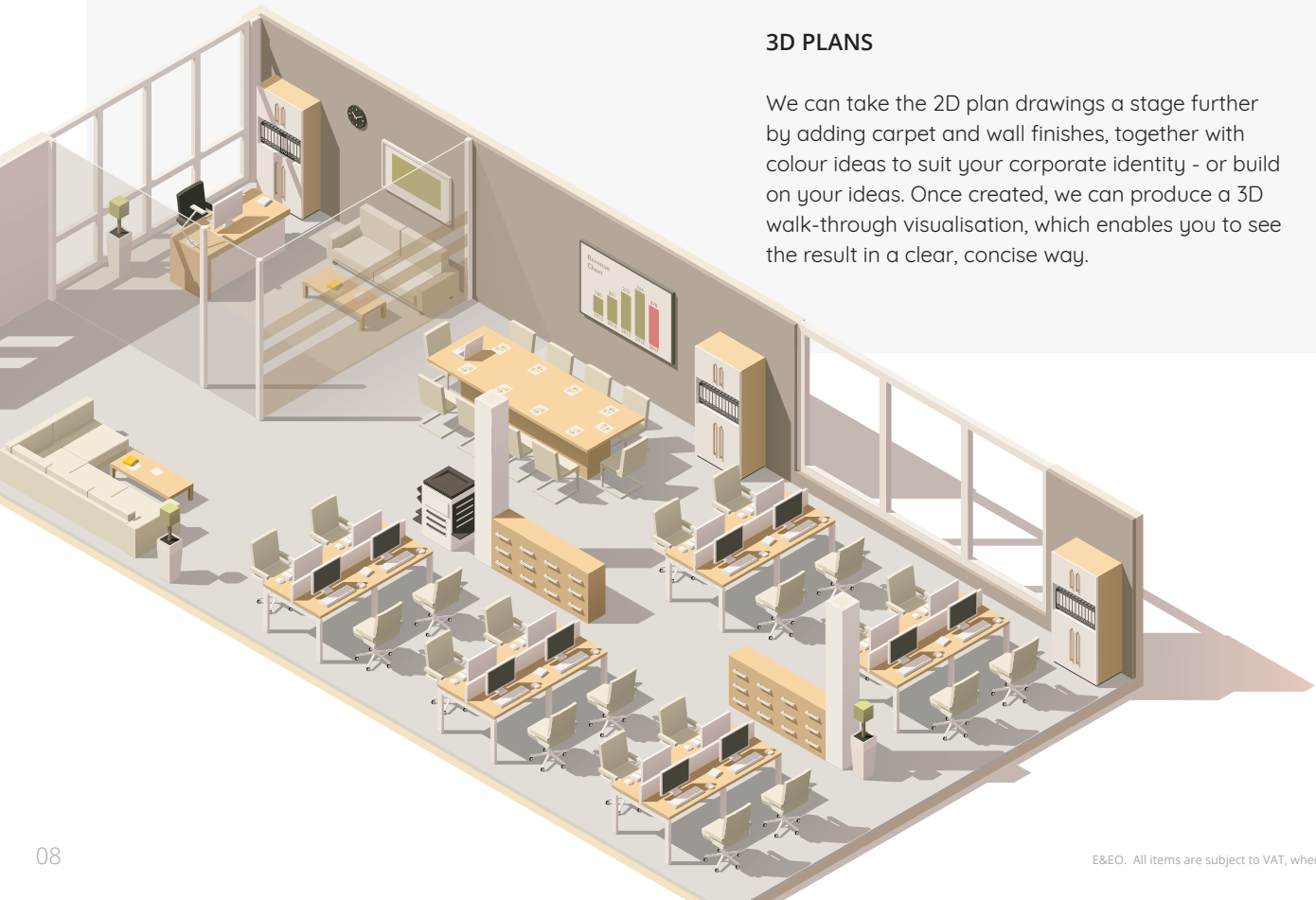
## 2D PLANS

Our 2D plans turn your measurements into a well thought out working area to suit your particular requirements. Once your furniture plan is complete, we can be as detailed as you need and display network points, lighting, heating, power, and anything else you may require. Want to hang on to a few things? Our 2D plans can show a mix of old and new furniture designed by our experienced team.




## 3D PLANS

We can take the 2D plan drawings a stage further by adding carpet and wall finishes, together with colour ideas to suit your corporate identity - or build on your ideas. Once created, we can produce a 3D walk-through visualisation, which enables you to see the result in a clear, concise way.





# MATERIAL FINISHES



We are proud to work with a dedicated selection of the UK and Europe's longest established and best-recognised upholstery fabric, vinyl and leather manufacturers.

The fabrics we offer are a selection of the most popular within the market and are suitable for applications ranging from operator seating, task seating, soft seating and for the upholstery of vertical surfaces, such as desk mounted and floor standing screens.

The range of manufacturers, finishes and price bands offers a solution for all specifications and budgets – please contact us for further details or assistance.

Where environmental credentials are a significant consideration, we are also

able to source and recommend from a wide choice of ecological fabrics. These fabrics range from those made from recycled raw materials, or materials composed of rapidly renewable sources such as wool, or innovative bast fibres from nettles, hemp or even recycled coffee sacks.



## UNLIMITED FABRICS

Where you see the above icon, the product is available upholstered to your exact specification. Choose from multiple on-trend finishes to match your market place or corporate colour scheme, or if you're looking for something different to brighten up your business environment.

## FIRE RETARDANCY

The fire retardancy or CRIB rating of a particular fabric measures its ability to resist ignition from an exposed flame. There are a variety of tests for the flammability of upholstery fabrics within the UK - we have listed a brief description of those applicable to our market below (please note this is not exhaustive; if further information is required, please contact us).

**Low Hazard** – Tested to BS7176:2007 Low Hazard fabric ratings are

suitable for use within the general office environment.

**CRIB 5** – This indicates a fabric has been treated and tested and is suitable for most purposes, particularly contract environments like hotels, where the impact of a fire can be especially dangerous due to the volume of people.

**CRIB 7** – This is a more stringent test version of CRIB 5. Fabric that passes this test is suitable for more hazardous environments like prisons or offshore installations.

## PLEASE NOTE:

**Fabric Banding** – Should your fabric of choice not be listed, please contact our Sales Team who will be happy to assist. Please ensure you check the suitability of your selected fabric for its application before ordering.

**Leather** – Priced upon application.

**Fabric Swatches** – We recommend that your final fabric selection is made based on a physical swatch only; we recommend you use printed swatches merely as a guide.

All of the materials used within our furniture, seating and storage ranges are carefully selected and specified per our ISO 9001 certification. We work with globally renowned manufacturers to ensure we can bring to market quality products that stand the test of time and offer an exceptional value proposition.

Our desktops and wooden storage are Forest Stewardship Council (FSC) certified Melamine Faced Chipboard (MFC).

We have a wide colour palette of MFC wood finishes spanning our ranges of desking, and storage, comprising of panel end, cantilever, and bench desking solutions. If you're looking for something a little bit special, our Regent executive range offers two MFC wood finishes with a 36mm desktop to give a unique executive finish.

Our MFC supply chain is fully FSC (Forest Stewardship Council) certified and therefore accredited to ISO 14001 and ISO 9001.

# THINGS TO CONSIDER

It is important to choose the correct office chair. The right chair promotes good posture and comfort, enhances productivity and provides a happy and comfortable workforce. The average office chair can be in use for 1900 hours a year. Our selection of office seating ranges from operator, through to executive and posture seating.

## IMPORTANT THINGS TO CONSIDER:





# MECHANISM USER GUIDE



## FIXED BACK

- Seat moves up and down
- Back can be raised or lowered
- The backrest angle is fixed



## PERMANENT CONTACT (PCB)

- Seat moves up and down
- Back can be raised or lowered
- Backrest angle can be fixed or set to free float - i.e. in 'permanent contact' with your back



## ASYNCHRO / ASYNCHRO TORSION

- Seat moves up and down
- Back can be raised or lowered
- Backrest angle can be fixed or set to free float
- Seat angle can be fixed to desired angle
- Torsion control knob can be adjusted to match body weight



## LOCK TILT

- Seat moves up and down
- Tilt of chair can be locked or set to free float
- Torsion control knob can be adjusted to match body weight



## SYNCHRO

- Seat moves up and down
- Backrest and seat angle can be fixed or set to free float (2:1 ratio)
- Synchro chairs can be fixed in either 3, 4 or 5 positions
- Torsion control knob can be adjusted to match body weight



## KNEE - TILT

- Seat moves up and down
- Backrest and seat angle can be fixed or set to free float (2:1 ratio)
- Knee tilt chairs can be fixed in either 3, 4 or 5 positions
- Torsion control knob can be adjusted to match body weight



## RATCHET BACK

- Back can be raised or lowered independently of chair functions



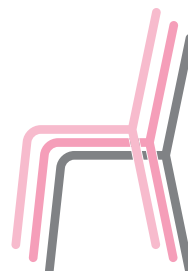
## LUMBAR SUPPORT

- Backrest provides support for the natural 'S' shape of the spine
- Prevents slumping and reduces stress on the spine and pelvis



## SEAT SLIDE

- Seat depth can be increased or decreased independently of chair functions



## STACKING CHAIR

- Designed to be safely stacked
- Recommended number of chairs per stack is stated in product details if relevant

Want to match your already existing décor? We offer an exciting unlimited fabrics service which allows you to choose your own fabric, and we'll do the rest. Look out for our unlimited fabrics icon on all products included in this service. Please see pages 300 - 305 for fabric options on seating.



# TASK SEATING

// 02

Fed up with an uncomfortable chair? Time to upgrade. Turn the page and you will find something to suit your needs!





# SECTION CONTENTS



**DENALI  
HIGH BACK**  
Page 15



**DENALI  
MID BACK**  
Page 15



**DENALI  
VISITOR**  
Page 15



**MALDINI**  
Page 16



**CHACHI**  
Page 18



**DAYTONA**  
Page 19



**SPARK**  
Page 19



**ALTO**  
Page 20



**ZICO**  
Page 20



**VISION**  
Page 21



**FONSECA**  
Page 21



**CARBON**  
Page 22



**URUS CANTILEVER**  
Page 22



**MARLOS**  
Page 23



**START**  
Page 23

# DENALI COLLECTION



The Denali Collection – a stylish line of office chairs, meticulously crafted to redefine comfort and versatility in any workspace.

The collection comprises of the High Back, Mid Back, and Visitor chairs, each ingeniously designed to seamlessly transition across various professional environments. So, whether you're navigating through a demanding workday or hosting a client meeting, the Denali Collection ensures unparalleled adaptability.

Embodying a contemporary aesthetic, the collection features an angular, ultra-modern frame, and a breathable, sleek mesh back that not only displays modern elegance, but also promotes optimal airflow, enhancing comfort during prolonged periods of use.

The Denali family provides flexibility with the option of a swivel base or a chrome cantilever base, as well as a mesh headrest, catering to the needs of individuals seeking a chair that combines style with functionality.

Offering a perfect blend of contemporary design, functionality, and affordability, the Denali collection ensures that you can invest in high-quality office seating without compromise.



## DENALI HIGH BACK



- A contemporary high back mesh chair with swivel base and built-in mesh headrest
- Supplied with height adjustable arms and built-in lumbar support
- Overall dimensions: D670 W590 H1200 - 1270

## DENALI MID BACK



- A contemporary mid back mesh chair with black swivel base
- Supplied with black fixed arms
- Overall dimensions: D600 W620 H900 - 1000

## DENALI VISITOR



- A contemporary mid back mesh chair with a chrome cantilever base
- Supplied with black fixed arms
- Chrome cantilever base and skid feet
- Overall dimensions: D580 W600 H890

**5 YR**  
COMPONENT  
GUARANTEE

**2 YR**  
UPHOLSTERY  
GUARANTEE

**115 KG**  
WEIGHT  
TOLERANCE

**8<sup>H</sup>**  
HOURS USAGE

// **NOTE:** Unlimited fabric available. Please contact sales for more information

	Seat Dimensions	Back Dimensions	RRP
<b>CH3300BK</b> // DENALI HIGH BACK + HEADREST	D500 W500 H480 - 550	W480 H560	<b>£318.00</b>
<b>CH3301BK</b> // DENALI MID BACK	D480 W480 H460 - 560	W450 H505	<b>£225.00</b>
<b>CH3302BK</b> // DENALI VISITOR	D480 W480 H460	W450 H505	<b>£242.00</b>

FR: Low  
Fabric: Mesh / 100% Man-made  
Arms: Fixed

### FABRIC SEAT FINISHES





# MALDINI

5YR  
COMPONENT  
GUARANTEE

2YR  
UPHOLSTERY  
GUARANTEE

115KG  
WEIGHT  
TOLERANCE

8H  
HOURS USAGE



- Height and tilt adjustable headrest for full body support
- Mesh backrest with adjustable lumbar support
- Seat slide to adjust the depth of the seat for users with longer legs
- Overall dimensions: D680 W680 H1140 - 1240

	Seat Dimensions	Back Dimensions	RRP
<b>CH0782WH //</b> MALDINI WHITE & BLACK	D480 W510 H420 - 520	W450 H690	<b>£396.00</b>
<b>CH0782BKBK //</b> MALDINI BLACK	D480 W510 H420 - 520	W450 H690	<b>£396.00</b>

**FABRIC FINISH**

BLACK

BK

**FRAME FINISHES**

WHITE

BLACK

WH

BK

FR: Low  
Fabric: Mesh / 100% Man-Made  
Mechanism: Synchro 4 / seat slide / torsion  
Arms: 1D adjustable







	Seat Dimensions	Back Dimensions	RRP
CH0782BKBK // MALDINI BLACK	D480 W510 H420 - 520	W450 H690	£396.00

FINISH

BLACK  
BK

# CHACHI

5YR  
COMPONENT  
GUARANTEE

2YR  
UPHOLSTERY  
GUARANTEE

115KG  
WEIGHT  
TOLERANCE

8H  
HOURS USAGE

## PHYSIO APPROVED

ERGONOMIC FEATURES  
TESTED AND APPROVED FOR  
OFFICE USE BY A QUALIFIED  
PHYSIOTHERAPIST



	Seat Dimensions	Back Dimensions	RRP
CH1910 // CHACHI	D490 W500 H460 - 560	W515 H730	£498.00

- Overall dimensions: D730 W700 H1150 - 1325

FR: Low  
Fabric: Mesh  
Mechanism: Synchro 3 / Torsion  
Arms: 3D Adjustable

### FABRIC FINISH

BLACK  
BK



# DAYTONA

5YR  
COMPONENT  
GUARANTEE

2YR  
UPHOLSTERY  
GUARANTEE

115KG  
WEIGHT  
TOLERANCE

8H  
HOURS USAGE



- Breathable mesh high back providing full body support
- 1D adjustable arms included as standard
- Well-padded fabric seat
- Overall dimensions: D650 W650 H1050 - 1140

	Seat Dimensions	Back Dimensions	RRP
CH0788 // DAYTONA	D515 W495 H485 - 575	W515 H570	£310.00

FR: Low  
Fabric: Mesh / 100% Man-Made  
Mechanism: Asynchro  
Arms: 1D adjustable

#### FABRIC FINISH

BLACK

BK

# SPARK

5YR  
COMPONENT  
GUARANTEE

2YR  
UPHOLSTERY  
GUARANTEE

115KG  
WEIGHT  
TOLERANCE

8H  
HOURS USAGE



- Sliding seat as standard
  - Modern design with a synchronous mechanism, a mesh back and 1D adjustable arms
  - Black frame as standard
  - Overall dimensions: D680 W680 H960 - 1090
- // NOTE: Available in an Italian polyester fabric. Contact sales for further information

	Seat Dimensions	Back Dimensions	RRP
CH0781 // SPARK	D470 W490 H445 - 475	W440 H665	£423.00

FR: Low  
Fabric: Mesh / 100% Man-Made  
Mechanism: Synchronous / Seat Slide  
Arms: 1D adjustable

#### FABRIC SEAT FINISHES

BLACK

BK





# ALTO

5YR  
COMPONENT  
GUARANTEE

2YR  
UPHOLSTERY  
GUARANTEE

115KG  
WEIGHT  
TOLERANCE

8H  
HOURS USAGE



- Breathable mesh high back and headrest provides full body support
- 1D adjustable arms included as standard
- Synchro mechanism with integral torsion and seat slide, which allows ultimate control based on the user's body weight
- Overall dimensions: D690 W690 H1120 - 1220

	Seat Dimensions	Back Dimensions	RRP
CH1914 // ALTO	D480 W500 H455 - 555	W470 H740	£410.00

FR: Low  
Fabric: Mesh  
Mechanism: Synchro 4 / Torsion / Seat slide  
Arms: 1D adjustable

#### FABRIC FINISHES

BLACK

BK

# ZICO

2YR  
COMPONENT  
GUARANTEE

2YR  
UPHOLSTERY  
GUARANTEE

115KG  
WEIGHT  
TOLERANCE

8H  
HOURS USAGE



- Supplied with fixed arms to match the frame
- Discrete permanent contact mechanism with small levers, for a stylish and functional look
- Aluminium base
- Overall dimensions: D660 W660 H970 - 1065

	Seat Dimensions	Back Dimensions	RRP
CH0799 // ZICO	D480 W460 H480 - 580	W440 H665	£337.00

FR: Low  
Fabric: Mesh  
Mechanism: PCB  
Arms: Fixed

#### MESH FINISH

BLACK

BK

#### FRAME FINISH

WHITE

WH



# VISION

5YR  
COMPONENT  
GUARANTEE

2YR  
UPHOLSTERY  
GUARANTEE

115KG  
WEIGHT  
TOLERANCE

8H  
HOURS USAGE



- A mesh-backed chair with lumbar support, adjustable arms and a chrome base
- Well-padded fabric seat
- 2-lever multifunctional synchro-tilt mechanism
- Chrome five star base
- Overall dimensions: D640 W680 H1180 - 1260

	Seat Dimensions	Back Dimensions	RRP
CH1010 // VISION	D510 W510 H470 - 550	W510 H630	£258.00

FR: Low  
Fabric: Mesh / 100% Man-Made  
Mechanism: Knee tilt / torsion  
Arms: 2D adjustable

#### FABRIC FINISH

BLACK

BK

# FONSECA

2YR  
COMPONENT  
GUARANTEE

2YR  
UPHOLSTERY  
GUARANTEE

115KG  
WEIGHT  
TOLERANCE

8H  
HOURS USAGE



- A high back executive chair with a plush padded headrest and sides to hug the body
- Ample padding in seat to provide all-day comfort
- Supplied with black fixed arms and chrome base
- Overall dimensions: D700 W700 H1080 - 1180

	Seat Dimensions	Back Dimensions	RRP
CH2404 // FONSECA	D510 W510 H435 - 535	W495 H755	£326.00

FR: Med  
Fabric: Mesh / Leather look  
Mechanism: Lock tilt / Torsion  
Arms: Fixed

#### FABRIC FINISH

BLACK

BK

# CARBON

2YR  
COMPONENT  
GUARANTEE

2YR  
UPHOLSTERY  
GUARANTEE

115KG  
WEIGHT  
TOLERANCE

8H  
HOURS USAGE



- A low back office chair with unique folding arms
- Mesh back keeping you cool all day
- Black and silver base as standard
- Overall dimensions: D680 W680 H920 - 1000

	Seat Dimensions	Back Dimensions	RRP
CH1730 // CARBON	D500 W500 H465 - 560	W470 H570	£221.00

FR: Low  
Fabric: Mesh / 100% Man-Made  
Mechanism: PCB / Torsion  
Arms: Folding

FABRIC FINISH



# URUS CANTILEVER

2YR  
COMPONENT  
GUARANTEE

2YR  
UPHOLSTERY  
GUARANTEE

115KG  
WEIGHT  
TOLERANCE

8H  
HOURS USAGE



- Breathable mesh back
- Integral arms
- Overall dimensions: D590 W575 H910

// NOTE: Available in an Italian polyester fabric. Contact sales for further information

	Seat Dimensions	Back Dimensions	RRP
CH4401 // URUS CANTILEVER	D440 W450 H465	W455 H515	£326.00

FR: Low  
Fabric: Mesh / 100% Man-Made  
Arms: Fixed

FABRIC FINISH



# MARLOS

5YR  
COMPONENT  
GUARANTEE

2YR  
UPHOLSTERY  
GUARANTEE

115KG  
WEIGHT  
TOLERANCE

8H  
HOURS USAGE



- Folding flip-up arms
- Modern, stylish mesh-backed office chair
- Available in five colours
- Overall dimensions: D670 W680 H970 - 1070

	Seat Dimensions	Back Dimensions	RRP
<b>CH0790 // MARLOS</b>	D490 W530 H435 - 535	W495 H580	<b>£232.00</b>

FR: Low  
Fabric: Mesh / 100% Man-Made  
Mechanism: Lock tilt / Torsion  
Arms: Folding

#### FABRIC FINISHES

BLACK	BLUE	RED	GREEN	ORANGE
BK	BL	RD	GN	OR

# START

2YR  
COMPONENT  
GUARANTEE

2YR  
UPHOLSTERY  
GUARANTEE

115KG  
WEIGHT  
TOLERANCE

8H  
HOURS USAGE



- A mesh-backed office chair with a chrome base, ideal for home offices
- Supplied with height adjustable arms
- Padded foam seat with textured covering
- Overall dimensions: D650 W650 H925 - 1015

	Seat Dimensions	Back Dimensions	RRP
<b>CH1743 // START</b>	D480 W480 H460 - 550	W460 H560	<b>£162.00</b>

FR: Low  
Fabric: Mesh / 100% Man-Made  
Mechanism: Lock tilt / Torsion  
Arms: 1D adjustable

#### FABRIC FINISH

BLACK
BK



# 24 HOUR SEATING

// 03

Are you always the first one in, and last one to leave? These chairs are built to last all day, every day. Perfect for shift workers or anyone who needs all day comfort.





# SECTION CONTENTS



**BENGAL**  
Page 27



**STRATA**  
Page 28



**FONZ**  
Page 29



**CHEETAH**  
Page 30



**PANTHER**  
Page 31



**VISTA**  
Page 32



**CALL CENTRE**  
Page 33

# BENGAL COLLECTION

Introducing the Bengal Collection - a breakthrough range of office chairs designed for round-the-clock use. Designed to jazz up any workspace, and crafted to provide posture support all day, every day.

This collection boasts a sleek, contemporary design that seamlessly fits into any office environment. The cold-moulded seat and back foam provides an elevated level of comfort, ensuring sustained support throughout the day, even during extended working hours.

Elevate your office experience with the Bengal Collection - where style meets functionality, and every detail, from design to fabric, is crafted for your comfort.



We've partnered with Gabriel to utilise their range of stylish fabric finishes. The Gabriel Chili collection is ideal for a hard-wearing, 24-hour fabric. Speak to the sales team for more details.

All Gabriel fabrics come in a wide range of stunning colours, with the below as standard.

- Soft touch fabric to mimic natural textiles
- Superior flame retardancy
- Oeko-Tex sustainability & safety certification



# BENGAL HIGH BACK WITH HEADREST



- Adjustable headrest supports the weight of your neck and shoulders.
  - Cold-moulded seat and high back foam.
  - Ratchet back to ensure users of various heights are comfortable and supported.
  - 3D adjustable arms ensure good posture and support throughout the duration of use.
  - Priced in Gabriel Chili, from which 13 colours are available. Contact sales for more fabric choices.
  - Overall dimensions: D710 W710 H1250-1380
- // **NOTE:** Only black fabric and black frame is stocked

# BENGAL HIGH BACK



- Cold-moulded seat and high back foam.
  - Ratchet back to ensure users of various heights are comfortable and supported.
  - 3D adjustable arms ensure good posture and support throughout the duration of use.
  - Priced in Gabriel Chili, from which 13 colours are available. Contact sales for more fabric choices.
  - Overall dimensions: D710 W710 H1060 - 1190
- // **NOTE:** Only black fabric and black frame is stocked

# BENGAL MID BACK



- Cold-moulded seat and mid back foam.
  - Ratchet back to ensure users of various heights are comfortable and supported.
  - 3D adjustable arms ensure good posture and support throughout the duration of use.
  - Priced in Gabriel Chili, from which 13 colours are available. Contact sales for more fabric choices.
  - Overall dimensions: D710 W710 H965-1095
- // **NOTE:** Only black fabric and black frame is stocked

**5 YR**  
COMPONENT  
GUARANTEE

**2 YR**  
UPHOLSTERY  
GUARANTEE

**152 KG**  
WEIGHT  
TOLERANCE

**PHYSIO  
APPROVED**

ERGONOMIC FEATURES  
TESTED AND APPROVED FOR  
OFFICE USE BY A QUALIFIED  
PHYSIOTHERAPIST

**24 HOUR  
24 STONE**

SUITABLE FOR CONTINUOUS  
USE IN DEMANDING WORKING  
ENVIRONMENTS

## FABRIC FINISHES // FRAME FINISHES



FR: Med  
Fabric: 100% Man-made  
Mechanisms: Synchro / ratchet back  
Arms: 3D adjustable

// **NOTE:** Available in white plastic, contact sales for more information

	Seat Dimensions	Back Dimensions	RRP
<b>CH0742 // BENGAL HIGH BACK + HEADREST</b>	D480 W480 H460 - 590	W480 H630	<b>£855.00</b>
<b>CH0740 // BENGAL HIGH BACK</b>	D480 W480 H460 - 590	W480 H630	<b>£790.00</b>
<b>CH0741 // BENGAL MID BACK</b>	D460 W480 H460 - 590	W445 H510	<b>£765.00</b>



# STRATA

**10<sup>YR</sup>**  
COMPONENT  
GUARANTEE

**2<sup>YR</sup>**  
UPHOLSTERY  
GUARANTEE

**152<sup>KG</sup>**  
WEIGHT  
TOLERANCE

**24<sup>H</sup>**  
HOURS USAGE

## PHYSIO APPROVED

ERGONOMIC FEATURES TESTED AND APPROVED FOR OFFICE USE BY A QUALIFIED PHYSIOTHERAPIST

## 24 HOUR 24 STONE

SUITABLE FOR CONTINUOUS USE IN DEMANDING WORKING ENVIRONMENTS



Fabric upholstered headrest that supports the weight of your neck and shoulders

High back chair with breathable mesh

Integral lumbar support, ensuring full back support in an environment where it is most needed

Height adjustable arms included as standard, encouraging the user to sit in the correct seating position

Extra thick, foam seat provides ultimate comfort for all-day support

Greenguard tested to meet chemical emissions requirements

Robust and strong 24 hour mechanism, with no less than 4 seat and back options, ensuring a durable and structurally stable chair

	Seat Dimensions	Back Dimensions	RRP
CH0735 // STRATA	D530 W520 H470 - 540	W540 H685	£864.00

- Overall dimensions: D700 W700 H1165 - 1285

FR: Low  
Fabric: Mesh / 100% Man-Made  
Mechanism: Synchro 4 / Seat slide  
Arms: 1D adjustable

**FABRIC FINISH**

- BLACK
- BK



# FONZ

**5YR**  
COMPONENT  
GUARANTEE

**2YR**  
UPHOLSTERY  
GUARANTEE

**152KG**  
WEIGHT  
TOLERANCE

**24<sup>H</sup>**  
HOURS USAGE

## PHYSIO APPROVED

ERGONOMIC FEATURES TESTED AND APPROVED FOR OFFICE USE BY A QUALIFIED PHYSIOTHERAPIST

## 24 HOUR 24 STONE

SUITABLE FOR CONTINUOUS USE IN DEMANDING WORKING ENVIRONMENTS



Integral headrest allows support for neck and shoulders

The breathable floating back design adds a modern twist with maximum comfort for 24-hour

2-dimensional arms included as standard

Sturdy synchro mechanism with integrated torsion control allowing the user to adjust the chair according to their weight

A stylish grey base that sets this chair apart from the usual office chair

	Seat Dimensions	Back Dimensions	RRP
CH0730 // FONZ	D460 W495 H480 - 570	W495 H660	£572.00

• Overall dimensions: D720 W720 H1150 - 1305

FR: Low  
Fabric: Mesh / 100% Man-Made  
Mechanism: Synchro 3 / Torsion  
Arms: 2D adjustable

### FABRIC FINISH

BLACK  
BK



# CHEETAH

**5**YR  
COMPONENT  
GUARANTEE

**2**YR  
UPHOLSTERY  
GUARANTEE

**152**KG  
WEIGHT  
TOLERANCE

**24**<sup>H</sup>  
HOURS USAGE

## PHYSIO APPROVED

ERGONOMIC FEATURES  
TESTED AND APPROVED FOR  
OFFICE USE BY A QUALIFIED  
PHYSIOTHERAPIST

## 24 HOUR 24 STONE

SUITABLE FOR CONTINUOUS  
USE IN DEMANDING WORKING  
ENVIRONMENTS

Neck high, sleek ratchet  
back which offers  
permanent spine  
contact, promoting  
good posture

Heavy duty mechanism  
which is built for 24 hour  
use, supporting up to 24  
stone in weight

2D adjustable arms  
included as standard

Thick, luxurious  
seat pad for  
supreme comfort

Integral seat slide which  
accommodates the taller user

Integrated torsion control,  
allowing adjustment,  
based on the user's body weight



	Seat Dimensions	Back Dimensions	RRP
<b>CH1110</b> // LEATHER CHEETAH	D480 W520 H510 - 590	W500 H720	<b>£803.00</b>
<b>CH1111</b> // FABRIC CHEETAH	D480 W520 H510 - 590	W500 H720	<b>£722.00</b>

• Overall dimensions: D660 W660 H1160 - 1280

**CH1110**

FR: Low  
Fabric: Leather faced  
Mechanism: Asynchro /  
Torsion / Ratchet back /  
Seat slide  
Arms: 2D adjustable

**CH1111**

FR: Med  
Fabric: Wool mix  
Mechanism: Asynchro /  
Torsion / Ratchet back /  
Seat slide  
Arms: 2D adjustable

**LEATHER FINISH**

BLACK  
**BK**

**FABRIC FINISH**

BLACK  
**BK**





# PANTHER

**5YR**  
COMPONENT  
GUARANTEE

**2YR**  
UPHOLSTERY  
GUARANTEE

**152KG**  
WEIGHT  
TOLERANCE

**24<sup>H</sup>**  
HOURS USAGE

## PHYSIO APPROVED

ERGONOMIC FEATURES TESTED AND APPROVED FOR OFFICE USE BY A QUALIFIED PHYSIOTHERAPIST

## 24 HOUR 24 STONE

SUITABLE FOR CONTINUOUS USE IN DEMANDING WORKING ENVIRONMENTS



	Seat Dimensions	Back Dimensions	RRP
<b>CH1101</b> // LEATHER PANTHER	D530 W520 H460 - 550	W510 H630	<b>£731.00</b>
<b>CH1108</b> // FABRIC PANTHER	D530 W520 H460 - 550	W510 H630	<b>£656.00</b>

• Overall dimensions: D660 W660 H1090 - 1260

### CH1101

FR: Low  
Fabric: Leather faced  
Mechanism: Asynchro / Torsion / Ratchet back  
Arms: 2D adjustable

### CH1108

FR: Med  
Fabric: Wool mix  
Mechanism: Asynchro / Torsion / Ratchet back  
Arms: 2D adjustable

### LEATHER FINISH

BLACK

BK

### FABRIC FINISHES

MARINE BLUE

MA

BLACK

BK



# VISTA

5YR  
COMPONENT  
GUARANTEE

2YR  
UPHOLSTERY  
GUARANTEE

152KG  
WEIGHT  
TOLERANCE

24<sup>H</sup>  
HOURS USAGE

## PHYSIO APPROVED

ERGONOMIC FEATURES TESTED AND APPROVED FOR OFFICE USE BY A QUALIFIED PHYSIOTHERAPIST

## 24 HOUR 24 STONE

SUITABLE FOR CONTINUOUS USE IN DEMANDING WORKING ENVIRONMENTS



	Seat Dimensions	Back Dimensions	RRP
CH0903 // VISTA	D510 W520 H470 - 560	W480 H570	£570.00

• Overall dimensions: D680 W680 H1000 - 1160

FR: Med  
Fabric: 100% Man-Made  
Mechanism: Asynchro / Torsion / Seat slide / Lumbar pump / Ratchet back  
Arms: 2D adjustable

### FABRIC FINISHES

ROYAL BLUE	CHARCOAL
RB	CH



# CALL CENTRE

**5YR**  
COMPONENT  
GUARANTEE

**2YR**  
UPHOLSTERY  
GUARANTEE

**152KG**  
WEIGHT  
TOLERANCE

**24<sup>H</sup>**  
HOURS USAGE

## PHYSIO APPROVED

ERGONOMIC FEATURES  
TESTED AND APPROVED FOR  
OFFICE USE BY A QUALIFIED  
PHYSIOTHERAPIST

## 24 HOUR 24 STONE

SUITABLE FOR CONTINUOUS  
USE IN DEMANDING WORKING  
ENVIRONMENTS



	Seat Dimensions	Back Dimensions	RRP
<b>CH0905 //</b> CALL CENTRE	D460 W480 H435 - 520	W430 H540	<b>£510.00</b>

- Overall dimensions: D700 W700 H955 - 1115

FR: Med  
Fabric: 100% Man-Made  
Mechanism: Asyncho / Torsion / Ratchet back  
Arms: 2D adjustable

### FABRIC FINISHES

ROYAL BLUE	BLACK
RB	BK





# POSTURE SEATING

// 04

Want a chair that is perfectly adapted to you? These chairs are designed to be personalised and provide you with all the strength and flexibility you will ever need.



# SECTION CONTENTS



**CONCEPT PLUS**  
Page 36



**MAXI ERGO**  
Page 37



**CALYPSO ERGO**  
Page 38



**BEARING**  
Page 39



**ASPECT**  
Page 40



**MODE**  
Page 41

# CONCEPT PLUS

**5YR**  
COMPONENT  
GUARANTEE

**2YR**  
UPHOLSTERY  
GUARANTEE

**115KG**  
WEIGHT  
TOLERANCE

**8H**  
HOURS USAGE

## PHYSIO APPROVED

ERGONOMIC FEATURES  
TESTED AND APPROVED FOR  
OFFICE USE BY A QUALIFIED  
PHYSIOTHERAPIST



	Seat Dimensions	Back Dimensions	RRP
<b>CH1808</b> // CONCEPT PLUS	D470 W510 H470 - 590	W480 H580	<b>£414.00</b>

- Overall dimensions: D630 W675 H1035 - 1230

FR: Med  
Fabric: 100% Man-Made  
Mechanism: Asynchro / Torsion / Seat slide /  
Ratchet back / Lumbar pump  
Arms: 1D adjustable

### FABRIC FINISHES

ROYAL BLUE	BLACK
RB	BK





# MAXI ERGO

5YR  
COMPONENT  
GUARANTEE

2YR  
UPHOLSTERY  
GUARANTEE

115KG  
WEIGHT  
TOLERANCE

8H  
HOURS USAGE

## PHYSIO APPROVED

ERGONOMIC FEATURES  
TESTED AND APPROVED FOR  
OFFICE USE BY A QUALIFIED  
PHYSIOTHERAPIST

// **NOTE:** This chair is only physio approved when used with the 1D arm

## STOCKED IN ADVANTAGE FABRIC



	Seat Dimensions	Back Dimensions	RRP
<b>CH0808 + AC1040 //</b> MAXI ERGO + 1D ADJUSTABLE ARMS	D500 W520 H490 - 620	W500 H600	<b>£523.00</b>
<b>CH0808 + AC1082 //</b> MAXI ERGO + FOLDING ARMS	D500 W520 H490 - 620	W500 H600	<b>£560.00</b>

• Overall dimensions: D680 W680 H1070 - 1270



FR: Med  
Fabric: 100% Man-Made  
Mechanism: Asynchro / Torsion / Seat slide / Lumbar pump / Ratchet back

### FABRIC FINISHES

ROYAL BLUE	BLACK	CHARCOAL
RB	BK	CH

# CALYPSO ERGO

**2YR**  
COMPONENT  
GUARANTEE

**2YR**  
UPHOLSTERY  
GUARANTEE

**115KG**  
WEIGHT  
TOLERANCE

**8H**  
HOURS USAGE

## PHYSIO APPROVED

ERGONOMIC FEATURES  
TESTED AND APPROVED FOR  
OFFICE USE BY A QUALIFIED  
PHYSIOTHERAPIST

// **NOTE:** This chair is only physio approved when used with the 1D arm



	Seat Dimensions	Back Dimensions	RRP
<b>CH2810 + AC1040</b> // CALYPSO ERGO + 1D ADJUSTABLE ARMS	D440 W460 H470 - 595	W445 H495	<b>£280.00</b>
<b>CH2810 + AC1082</b> // CALYPSO ERGO + FOLDING ARMS	D440 W460 H470 - 595	W445 H495	<b>£292.00</b>

• Overall dimensions: D640 W640 H990 - 1160

### PU FINISH



### FABRIC FINISHES



FR: Med  
Fabric: 100% Man-Made  
Mechanism: PCB / Lumbar pump



# BEARING

5YR  
COMPONENT  
GUARANTEE

2YR  
UPHOLSTERY  
GUARANTEE

150KG  
WEIGHT  
TOLERANCE

8H  
HOURS USAGE

MADE  
TO  
ORDER

## PHYSIO APPROVED

ERGONOMIC FEATURES  
TESTED AND APPROVED FOR  
OFFICE USE BY A QUALIFIED  
PHYSIOTHERAPIST

// NOTE: contact sales  
for lead times



	Seat Dimensions	Back Dimensions	RRP
CH2003 // BEARING	D470 W500 H480 - 590	W450 H580	£1,104.00

- Overall dimensions: D685 W685 H1060-1250

### Unlimited Fabric

Please call for pricing

FR: Low  
Fabric: 100% Man-Made  
Mechanism: Synchro / Seat slide / Lumbar pump / Ratchet back/ Tension control  
Arms: 2D adjustable

### FABRIC FINISH





# ASPECT

**5YR**  
COMPONENT  
GUARANTEE

**2YR**  
UPHOLSTERY  
GUARANTEE

**130KG**  
WEIGHT  
TOLERANCE

**8H**  
HOURS USAGE

**MADE  
TO  
ORDER**

## PHYSIO APPROVED

ERGONOMIC FEATURES  
TESTED AND APPROVED FOR  
OFFICE USE BY A QUALIFIED  
PHYSIOTHERAPIST

// NOTE: contact sales  
for lead times



Ratchet height adjustable backrest allows the user to increase the height of the backrest with a simple click-lift system

Fully upholstered tri-curved posture backrest spine shaped to perfectly fit the contours of your back with integrated thoracic support for optimum comfort

Inflatable lumbar support for extra support in the lower back, adding adjustable comfort

Ergonomic armrests with height and depth adjustment features to support the arms in a relaxed or working position

Seat slide adjustment with 75mm of travel to increase the depth of the seat for the user with longer legs

Flex-front deep cushioned posture seat with ergo density moulded foam and adaptive front edge seat flex for maximum user comfort

Simplistic controls. Single lever operation for tilt release, tilt lock and seat height

Ergonomic body-balance synchro mechanism. Auto responsive, in harmony with natural body movements in free float mode and with 5 lockable positions, including upright

Black 5 star pyramid base with 60mm castors for ease of mobility

	Seat Dimensions	Back Dimensions	RRP
CH2001 // ASPECT	D460 W500 H470 - 570	W430 H560	£765.00

- Overall dimensions: D685 W685 H1030 - 1200

FR: Low  
Fabric: 100% Man-Made  
Mechanism: Synchro / Seat slide / Lumbar pump / Ratchet back / Tension control  
Arms: 2D adjustable

### FABRIC FINISHES



# MODE

5 YR  
COMPONENT  
GUARANTEE

2 YR  
UPHOLSTERY  
GUARANTEE

130 KG  
WEIGHT  
TOLERANCE

8 H  
HOURS USAGE

MADE  
TO  
ORDER

## PHYSIO APPROVED

ERGONOMIC FEATURES  
TESTED AND APPROVED FOR  
OFFICE USE BY A QUALIFIED  
PHYSIOTHERAPIST

// NOTE: contact sales  
for lead times



	Seat Dimensions	Back Dimensions	RRP
CH2002 // MODE	D460 W500 H470 - 570	W450 H540	£765.00

- Overall dimensions: D685 W685 H1010 - 1110

FR: Low  
Fabric: 100% Man-Made  
Mechanism: Synchro / Seat slide / Lumbar/  
Tension control  
Arms: 2D adjustable

### FABRIC FINISHES





# EXECUTIVE SEATING

// 05

Seeking a touch of sophistication? Look no further. Elevate your workspace ambiance with our premium executive collection, built for comfort and style.





# SECTION CONTENTS



**MONTANA**  
Page 44



**PALLAS**  
Page 44



**SOSA**  
Page 45



**CASINO**  
Page 46



**PUMA**  
Page 46



**ARES**  
Page 47



**KENO**  
Page 48



**CANASTA**  
Page 48



**JACK**  
Page 49



**JACK FABRIC**  
Page 49

# MONTANA

5YR  
COMPONENT  
GUARANTEE

2YR  
UPHOLSTERY  
GUARANTEE

115KG  
WEIGHT  
TOLERANCE

8H  
HOURS USAGE



- Premium grade, leather faced, executive office chair
- Generously cushioned seat and back with a pronounced headrest and padded armrests
- Knee-tilt mechanism can be fixed in four different positions
- Overall dimensions: D720 W720 H1150 - 1230

	Seat Dimensions	Back Dimensions	RRP
CH0240 // MONTANA	D540 W525 H515 - 595	W530 H730	£586.00

FR: Low  
Fabric: Leather faced  
Mechanism: Knee-tilt 4 / Torsion  
Arms: Fixed

LEATHER FINISH

BLACK

BK

# PALLAS

5YR  
COMPONENT  
GUARANTEE

2YR  
UPHOLSTERY  
GUARANTEE

115KG  
WEIGHT  
TOLERANCE

8H  
HOURS USAGE



- Contemporary executive style chair in upholstered in bonded leather
- Synchro 1 mechanism with torsion control which is lockable in the upright position
- Overall dimensions: D700 W700 H1220 - 1300

	Seat Dimensions	Back Dimensions	RRP
CH3201 // PALLAS	D510 W510 H450 - 530	W510 H880	£571.00

FR: Low  
Fabric: Bonded leather  
Mechanism: Synchro 1 / Torsion  
Arms: Fixed

LEATHER FINISH

BLACK

BK

# SOSA

5YR  
COMPONENT  
GUARANTEE

2YR  
UPHOLSTERY  
GUARANTEE

115KG  
WEIGHT  
TOLERANCE

8H  
HOURS USAGE



- Soft-touch leather look seat with black frame for style as well as comfort
- Lock-tilt mechanism which is lockable in the upright position
- Tension control knob which can be adjusted to match the user's body weight
- Overall dimensions: D700 W700 H900 - 1000

	Seat Dimensions	Back Dimensions	RRP
CH2249 // SOSA	D500 W530 H420 - 520	W500 H500	£294.00

FR: Med  
Fabric: Leather look  
Mechanism: Lock-tilt / Torsion  
Arms: Fixed

#### LEATHER FINISH

BLACK

BK





# CASINO

5YR  
COMPONENT  
GUARANTEE

2YR  
UPHOLSTERY  
GUARANTEE

115KG  
WEIGHT  
TOLERANCE

8H  
HOURS USAGE



- Chrome base for stylish appearance
- Lock-tilt allows locking in upright position
- High leather look back for added comfort and posture
- Overall dimensions: D640 W750 H1105 - 1205

	Seat Dimensions	Back Dimensions	RRP
CH0211 // CASINO	D535 W520 H465 - 565	W520 H740	£323.00

FR: Low  
Fabric: Leather look  
Mechanism: Lock-tilt / Torsion  
Arms: Fixed

LEATHER FINISH

BLACK

BK

# PUMA

5YR  
COMPONENT  
GUARANTEE

2YR  
UPHOLSTERY  
GUARANTEE

115KG  
WEIGHT  
TOLERANCE

8H  
HOURS USAGE



- Generously padded seat and back with a chrome base and height-adjustable arms
- Curved leather look back to promote good posture and hug the user
- PCB mechanism enables complete customisation
- Overall dimensions: D620 W620 H1000 - 1180

	Seat Dimensions	Back Dimensions	RRP
CH1003 // PUMA	D450 W460 H490 - 620	W440 H490	£264.00

FR: Low  
Fabric: Leather look  
Mechanism: PCB  
Arms: 1D adjustable

LEATHER FINISH

BLACK

BK

# ARES

5<sup>YR</sup>  
COMPONENT  
GUARANTEE

2<sup>YR</sup>  
UPHOLSTERY  
GUARANTEE

115<sup>KG</sup>  
WEIGHT  
TOLERANCE

8<sup>H</sup>  
HOURS USAGE

High leather look back for added comfort

Detailed stitch line on seat and back

Chrome base and arms for modern, stylish appearance



	Seat Dimensions	Back Dimensions	RRP
CH0270 // ARES	D530 W530 H495 - 550	W530 H770	£438.00

- Overall dimensions: D690 W690 H1145 - 1200

FR: Low  
Fabric: Leather look  
Mechanism: Knee-tilt 4 / Torsion  
Arms: Fixed

#### LEATHER FINISH

BLACK

BK



# KENO

5YR  
COMPONENT  
GUARANTEE

2YR  
UPHOLSTERY  
GUARANTEE

115KG  
WEIGHT  
TOLERANCE

8H  
HOURS USAGE



- Generously upholstered executive style chair in hard wearing fabric
- Black nylon base with twin wheel hooded castors
- Lock-tilt mechanism which is lockable in the upright position
- Overall dimensions: D690 W690 H1130 - 1230

	Seat Dimensions	Back Dimensions	RRP
<b>CH0137</b> // KENO FABRIC	D530 W535 H480 - 580	W550 H770	<b>£266.00</b>

FR: Low  
Fabric: 100% Man-Made  
Mechanism: Lock-tilt / Torsion  
Arms: Fixed

**FABRIC FINISH**

CHARCOAL

CH

# CANASTA

2YR  
COMPONENT  
GUARANTEE

2YR  
UPHOLSTERY  
GUARANTEE

115KG  
WEIGHT  
TOLERANCE

8H  
HOURS USAGE



- High back leather look executive chair with a swivel base and fixed arms
- Stylish stitching detail
- Tension control knob which can be adjusted to match the user's body weight
- Overall dimensions: D720 W650 H1050 - 1145

	Seat Dimensions	Back Dimensions	RRP
<b>CH0768</b> // CANASTA	D510 W520 H475 - 570	W520 H710	<b>£235.00</b>

FR: Low  
Fabric: Leather look  
Mechanism: Lock-tilt / Torsion  
Arms: Fixed

**LEATHER FINISH**

BLACK

BK



# JACK

2YR  
COMPONENT  
GUARANTEE

2YR  
UPHOLSTERY  
GUARANTEE

115KG  
WEIGHT  
TOLERANCE

8H  
HOURS USAGE



- Professional looking leather look executive chair with fixed arms
- Black nylon swivel base with twin wheel hooded castors
- Lock-tilt mechanism which is lockable in the upright position
- Overall dimensions: D600 W620 H1020 - 1135

	Seat Dimensions	Back Dimensions	RRP
CH1765 // JACK	D480 W500 H440 - 555	W500 H630	£177.00

FR: Low  
Fabric: Leather look  
Mechanism: Lock-tilt / Torsion  
Arms: Fixed

#### LEATHER FINISH

BLACK

BK

# JACK FABRIC

2YR  
COMPONENT  
GUARANTEE

2YR  
UPHOLSTERY  
GUARANTEE

115KG  
WEIGHT  
TOLERANCE

8H  
HOURS USAGE



- Professional looking fabric executive chair with fixed arms
- Black nylon swivel base with twin wheel hooded castors
- Lock-tilt mechanism which is lockable in the upright position
- Overall dimensions: D600 W620 H1020 - 1135

	Seat Dimensions	Back Dimensions	RRP
CH1765 // JACK FABRIC	D480 W500 H440 - 555	W500 H630	£177.00

FR: Low  
Fabric: 100% Man-Made  
Mechanism: Lock-tilt / Torsion  
Arms: Fixed

#### FABRIC FINISH

CHARCOAL

CH

# MEETING & CONFERENCE

// 06

Don't want to stray too far away from the classic meeting chair, but in need of something a bit 'more'? You'll find it here — with a range of meeting and conference chairs that take the mundane out of meetings. From a chrome cantilever frame, leather-look finish, or even upholstered in your own choice of fabric — your meeting or conference room needn't conform to the norm ever again!



# SECTION CONTENTS



**ARC 4 LEG**  
Page 52



**ARC SKID**  
Page 52



**ARC HIGH CHAIR**  
Page 53



**ARC WOODEN 4 LEG**  
Page 53



**PAVIA**  
Page 54



**SOSA**  
Page 54



**CANASTA VISITOR**  
Page 55



**URUS CANTILEVER**  
Page 55



**FLORENCE**  
Page 56



**JUPITER**  
Page 57



**PAVILION**  
Page 58



**SUMMIT**  
Page 58



**RENOIR**  
Page 59



**CLUB**  
Page 60



**CLUB ACCESSORIES**  
Page 61



**SUMMIT BANQUET**  
Page 61



**POLY**  
Page 61



# ARC 4 LEG



ANTI-MICROBIAL	CONFORMS TO BSEN1729 PART 1 & 2	10 STACKS UP TO 10 HIGH	100% RECYCLABLE	5 YR COMPONENT GUARANTEE	115 <sup>KG</sup> WEIGHT TOLERANCE	8 <sup>H</sup> HOURS USAGE
----------------	---------------------------------	-------------------------	-----------------	--------------------------	------------------------------------	----------------------------



- Designed for use in classrooms, conference rooms, lecture halls, and workspaces
- Conforms to BS EN 1729: Part 1 & 2 - Strength, Stability and Ergonomics
- Fire resistant & anti-microbial
- Overall dimensions: Size 5 - D520 W485 H820. Size 6 - D535 W490 H855

	Seat Dimensions	Back Dimensions
<b>TA1_5</b> // ARC 4 LEG SIZE 5	D410 W425 H430	W405 H425
<b>TA1_6</b> // ARC 4 LEG SIZE 6	D410 W425 H460	W405 H425

**SEAT FINISHES**

CORAL	GRAPE	FOREST	MARIGOLD	STEEL BLUE	ANTHRACITE	GREY
C	G	F	M	SB	A	GY

**FRAME FINISH**

BLACK
BK

FR: UL94 V-2  
Material: Polypropylene

# ARC SKID



ANTI-MICROBIAL	CONFORMS TO BSEN1729 PART 1 & 2	8 STACKS UP TO 8 HIGH	100% RECYCLABLE	5 YR COMPONENT GUARANTEE	115 <sup>KG</sup> WEIGHT TOLERANCE	8 <sup>H</sup> HOURS USAGE
----------------	---------------------------------	-----------------------	-----------------	--------------------------	------------------------------------	----------------------------



- Carefully created and manufactured for its use in conference rooms, lecture halls, and even modernised office settings, the skid chair is truly multipurpose
- Its 'skid' floor-friendly feature is part of the chairs' design and overall aesthetic
- Overall dimensions: Size 5 - D500 W520 H825. Size 6 - D545 W530 H855

	Seat Dimensions	Back Dimensions
<b>TA3_5</b> // ARC SKID SIZE 5	D410 W425 H430	W405 H425
<b>TA3_6</b> // ARC SKID SIZE 6	D410 W425 H460	W405 H425

**SEAT FINISHES**

CORAL	GRAPE	FOREST	MARIGOLD	STEEL BLUE	ANTHRACITE	GREY
C	G	F	M	SB	A	GY

**FRAME FINISH**

BLACK
BK

FR: UL94 V-2  
Material: Polypropylene

# ARC HIGH CHAIR

ANTI-MICROBIAL	CONFORMS TO BSEN1729 PART 1 & 2	4 STACKS UP TO 4 HIGH	100% RECYCLABLE	5 YR COMPONENT GUARANTEE	115 <sup>KG</sup> WEIGHT TOLERANCE	8 <sup>H</sup> HOURS USAGE
----------------	---------------------------------	-----------------------	-----------------	--------------------------	------------------------------------	----------------------------



- The Arc high chair is perfect for use primarily within educational settings, laboratories, cafes and, lecture halls
- This design gives extra legroom and additional strength through leg frame braces
- Overall dimensions: Size 5 - D590 W510 H1005. Size 6 - D590 W530 H1080

	Seat Dimensions	Back Dimensions
<b>TA5_5</b> // ARC HIGH CHAIR SIZE 5	D410 W425 H610	W405 H425
<b>TA5_6</b> // ARC HIGH CHAIR SIZE 6	D410 W425 H685	W405 H425

### SEAT FINISHES

CORAL	GRAPE	FOREST	MARIGOLD	STEEL BLUE	ANTHRACITE	GREY
C	G	F	M	SB	A	GY

### FRAME FINISH

BLACK
BK

FR: UL94 V-2  
Material: Polypropylene

# ARC WOODEN 4 LEG

ANTI-MICROBIAL	CONFORMS TO BSEN1729 PART 1 & 2	10 STACKS UP TO 10 HIGH	5 YR COMPONENT GUARANTEE	115 <sup>KG</sup> WEIGHT TOLERANCE	8 <sup>H</sup> HOURS USAGE
----------------	---------------------------------	-------------------------	--------------------------	------------------------------------	----------------------------



- Designed for use in classrooms, conference rooms, lecture halls, and workspaces
- Conforms to BS EN 1729: Part 1 & 2 - Strength, Stability and Ergonomics
- Stylish wooden legs
- Overall dimensions: Size 5 - D510 W425 H820. Size 6 - D540 W490 H850

	Seat Dimensions	Back Dimensions
<b>TA13_5</b> // WOODEN 4 LEG SIZE 5	D410 W425 H430	W405 H425
<b>TA13_6</b> // WOODEN 4 LEG SIZE 6	D410 W425 H460	W405 H425

### SEAT FINISHES

CORAL	GRAPE	FOREST	MARIGOLD	STEEL BLUE	ANTHRACITE	GREY
C	G	F	M	SB	A	GY

### LEG FINISH

BEECH
BE

FR: UL94 V-2  
Material: Polypropylene

# PAVIA

5YR  
COMPONENT  
GUARANTEE

2YR  
UPHOLSTERY  
GUARANTEE

115KG  
WEIGHT  
TOLERANCE

8H  
HOURS USAGE



- Professional looking visitor chairs to suit any office space
- Stylish chrome cantilever base with skid feet
- Overall dimensions: D570 W600 H890

	Seat Dimensions	Back Dimensions	RRP
CH2235 // PAVIA	D445 W465 H470	W465 H430	£262.00

FR: Low  
Fabric: Leather look  
Arms: Fixed

#### LEATHER FINISHES

BLACK	GREY
BK	GY

# SOSA

5YR  
COMPONENT  
GUARANTEE

2YR  
UPHOLSTERY  
GUARANTEE

115KG  
WEIGHT  
TOLERANCE

8H  
HOURS USAGE



- Soft-touch PU seat with black frame for style as well as comfort
- Lock-tilt mechanism which is lockable in the upright position
- Tension control knob which can be adjusted to match the user's body weight
- Overall dimensions: D700 W700 H900 - 1000

	Seat Dimensions	Back Dimensions	RRP
CH2249 // SOSA	D500 W500 H420 - 520	W500 H500	£294.00

FR: Med  
Fabric: Leather look  
Mechanism: Lock-tilt / Torsion  
Arms: Fixed

#### LEATHER FINISH

BLACK
BK



# CANASTA VISITOR

2YR  
COMPONENT  
GUARANTEE

2YR  
UPHOLSTERY  
GUARANTEE

115KG  
WEIGHT  
TOLERANCE

8H  
HOURS USAGE



- Great value leather-look visitor's chair with fixed arms
- Sturdy black powder-coated cantilever base
- Stylish stitching detail
- Overall dimensions: D635 W610 H975

	Seat Dimensions	Back Dimensions	RRP
<b>CH0766 //</b> CANASTA VISITOR	D510 W490 H465	W490 H580	<b>£235.00</b>

FR: Low  
Fabric: Leather look  
Arms: Fixed

#### LEATHER FINISH

BLACK

BK

# URUS CANTILEVER

2YR  
COMPONENT  
GUARANTEE

2YR  
UPHOLSTERY  
GUARANTEE

115KG  
WEIGHT  
TOLERANCE

8H  
HOURS USAGE



- Breathable mesh back
- Integral arms
- Overall dimensions: D590 W575 H910

	Seat Dimensions	Back Dimensions	RRP
<b>CH4401 //</b> URUS CANTILEVER	D440 W450 H465	W455 H515	<b>£326.00</b>

FR: Low  
Fabric: Mesh / 100% Man-Made  
Arms: Fixed

#### FABRIC FINISHES

BLACK

BK



# FLORENCE SIDE CHAIR

**4**  
STACKS UP  
TO 4 HIGH

**5YR**  
COMPONENT  
GUARANTEE

**2YR**  
UPHOLSTERY  
GUARANTEE

**115KG**  
WEIGHT  
TOLERANCE

**8<sup>H</sup>**  
HOURS USAGE



- Stylish black frames ensure these chairs look great in any meeting room
- Plastic skid feet for stability and to avoid floor marking
- Overall dimensions: D560 W530 H840

	Seat Dimensions	Back Dimensions	RRP
<b>CH3510</b> // FLORENCE SIDE CHAIR	D500 W480 H480	W450 H350	<b>£193.00</b>

FR: Med  
Fabric: 100% Man-Made  
Storage: Stacks 4

**FABRIC FINISH**



# FLORENCE ARMCHAIR

**4**  
STACKS UP  
TO 4 HIGH

**5YR**  
COMPONENT  
GUARANTEE

**2YR**  
UPHOLSTERY  
GUARANTEE

**115KG**  
WEIGHT  
TOLERANCE

**8<sup>H</sup>**  
HOURS USAGE



- Stylish black frames ensure these chairs look great in any meeting room
- Plastic skid feet for stability and to avoid floor marking
- Overall dimensions: D550 W620 H840

	Seat Dimensions	Back Dimensions	RRP
<b>CH3508</b> // FLORENCE ARMCHAIR	D500 W480 H480	W450 H350	<b>£217.00</b>

FR: Med  
Fabric: 100% Man-Made  
Storage: Stacks 4  
Arms: Fixed

**FABRIC FINISH**



# JUPITER SIDE CHAIR

4  
STACKS UP  
TO 4 HIGH

5YR  
COMPONENT  
GUARANTEE

2YR  
UPHOLSTERY  
GUARANTEE

115KG  
WEIGHT  
TOLERANCE

8H  
HOURS USAGE



- A stylish mesh-backed conference side chair
- Curved mesh back for comfort
- Plastic skid feet for stability and to avoid floor marking
- Overall dimensions: D530 W460 H830

	Seat Dimensions	Back Dimensions	RRP
CH0785 // JUPITER SIDE CHAIR	D460 W460 H485	W450 H290	£161.00

FR: Low  
Fabric: Mesh / 100% Man-Made  
Storage: Stacks 4

#### FABRIC FINISH

BLACK

BK

# JUPITER ARMCHAIR

4  
STACKS UP  
TO 4 HIGH

5YR  
COMPONENT  
GUARANTEE

2YR  
UPHOLSTERY  
GUARANTEE

115KG  
WEIGHT  
TOLERANCE

8H  
HOURS USAGE



- A stylish mesh-backed conference armchair
- Curved mesh back for comfort
- Plastic skid feet for stability and to avoid floor marking
- Overall dimensions: D560 W530 H830

	Seat Dimensions	Back Dimensions	RRP
CH0784 // JUPITER ARMCHAIR	D470 W460 H485	W450 H290	£172.00

FR: Low  
Fabric: Mesh / 100% Man-Made  
Storage: Stacks 4  
Arms: Fixed

#### FABRIC FINISH

BLACK

BK



# PAVILION ARMCHAIR

**3**  
STACKS UP  
TO 3 HIGH

**5YR**  
COMPONENT  
GUARANTEE

**2YR**  
UPHOLSTERY  
GUARANTEE

**115KG**  
WEIGHT  
TOLERANCE

**8H**  
HOURS USAGE



- Sturdy chrome frame
- Plastic skid feet for stability and to avoid floor marking
- Leather-look
- Overall dimensions: D640 W570 H840

	Seat Dimensions	Back Dimensions	RRP
<b>CH0529 // PAVILION ARMCHAIR</b>	D480 W480 H480	W470 H400	<b>£280.00</b>

FR: Low  
Fabric: Leather look  
Storage: Stacks 3  
Arms: Fixed

**LEATHER FINISH**

- BLACK
- BK**

# SUMMIT MEETING CHAIR

**4**  
STACKS UP  
TO 4 HIGH

**2YR**  
COMPONENT  
GUARANTEE

**2YR**  
UPHOLSTERY  
GUARANTEE

**115KG**  
WEIGHT  
TOLERANCE

**8H**  
HOURS USAGE



- Cushioned seat and back for added comfort
- Chrome cantilever frame
- Overall dimensions: D565 W500 H810

	Seat Dimensions	Back Dimensions	RRP
<b>CH0501 // SUMMIT MEETING CHAIR</b>	D500 W500 H480	W490 H270	<b>£204.00</b>

FR: Low  
Fabric: 100% Man-Made  
Storage: Stacks 4

**FABRIC FINISH**

- CHARCOAL
- CH**

# RENOIR SIDE CHAIR

**4**  
STACKS UP  
TO 4 HIGH

**2YR**  
COMPONENT  
GUARANTEE

**2YR**  
UPHOLSTERY  
GUARANTEE

**115KG**  
WEIGHT  
TOLERANCE

**8<sup>H</sup>**  
HOURS USAGE

// **NOTE:** Natural wood frames can vary slightly in colour



- Stylish wood-framed chair suitable for conference rooms, reception areas, and waiting rooms
- Generously upholstered seat and back
- Polished wood frame
- Overall dimensions: D590 W515 H840

	Seat Dimensions	Back Dimensions	RRP
<b>CH0705</b> // RENOIR SIDE CHAIR	D490 W410 H465	W400 H295	<b>£176.00</b>

FR: Med  
Fabric: 100% Man-Made  
Storage: Stacks 4

#### FABRIC FINISHES

ROYAL BLUE	CHARCOAL
<b>RB</b>	<b>CH</b>

# RENOIR ARMCHAIR

**4**  
STACKS UP  
TO 4 HIGH

**2YR**  
COMPONENT  
GUARANTEE

**2YR**  
UPHOLSTERY  
GUARANTEE

**115KG**  
WEIGHT  
TOLERANCE

**8<sup>H</sup>**  
HOURS USAGE



- Stylish wood-framed armchair suitable for conference rooms, reception areas, and waiting rooms
- Generously upholstered seat and back
- Polished wood frame
- Overall dimensions: D610 W520 H850

	Seat Dimensions	Back Dimensions	RRP
<b>CH0706</b> // RENOIR ARMCHAIR	D485 W465 H470	W400 H295	<b>£185.00</b>

FR: Med  
Fabric: 100% Man-Made  
Storage: Stacks 4  
Arms: Fixed

#### FABRIC FINISHES

ROYAL BLUE	CHARCOAL
<b>RB</b>	<b>CH</b>

# CLUB



**4**  
STACKS UP  
TO 4 HIGH

**5**YR  
COMPONENT  
GUARANTEE

**2**YR  
UPHOLSTERY  
GUARANTEE

**115**KG  
WEIGHT  
TOLERANCE

**8**H  
HOURS USAGE

- Cushioned seat and back for added comfort
- Robust black frame
- Available in eight stocked finishes
- Overall dimensions: D610 W530 H810

	Seat Dimensions	Back Dimensions	RRP
<b>CH0500 // CLUB</b>	D415 W470 H465	W470 H335	<b>£89.00</b>
<b>CH0500PU // CLUB PU</b>	D415 W470 H465	W470 H335	<b>£94.00</b>

**FABRIC FINISHES**

ROYAL BLUE	CHARCOAL	CLARET	BLACK	GREEN	RED
<b>RB</b>	<b>CH</b>	<b>CL</b>	<b>BK</b>	<b>GN</b>	<b>RD</b>

**PU FINISHES**

BLUE	BLACK
<b>BL</b>	<b>BK</b>

FR: Med  
Fabric: 100% Fabricated  
Storage: Stacks 4

# CLUB CHROME



**4**  
STACKS UP  
TO 4 HIGH

**5**YR  
COMPONENT  
GUARANTEE

**2**YR  
UPHOLSTERY  
GUARANTEE

**115**KG  
WEIGHT  
TOLERANCE

**8**H  
HOURS USAGE

- Cushioned seat and back for added comfort
- Robust chrome frame
- Available in six stocked finishes
- Overall dimensions: D610 W530 H810

	Seat Dimensions	Back Dimensions	RRP
<b>CH0503 // CLUB CHROME</b>	D415 W470 H465	W470 H335	<b>£98.00</b>
<b>CH0503PU // CLUB CHROME PU</b>	D415 W470 H465	W470 H335	<b>£103.00</b>

**FABRIC FINISHES**

ROYAL BLUE	CHARCOAL	BLACK	GREEN
<b>RB</b>	<b>CH</b>	<b>BK</b>	<b>GN</b>

**PU FINISHES**

BLUE	BLACK
<b>BL</b>	<b>BK</b>

FR: Med  
Fabric: 100% Fabricated  
Storage: Stacks 4

# CLUB CANTEEN



**8**  
STACKS UP  
TO 8 HIGH

**5**YR  
COMPONENT  
GUARANTEE

**115**KG  
WEIGHT  
TOLERANCE

**8**H  
HOURS USAGE

- Wipe clean, polypropylene seat and back
- Robust, powder coated, black frame
- Overall dimensions: D610 W530 H805

	Seat Dimensions	Back Dimensions	RRP
<b>CH0506 // CLUB CANTEEN</b>	D390 W460 H435	W460 H320	<b>£86.00</b>

**FINISHES**

BLUE	BLACK
<b>BL</b>	<b>BK</b>

FR: Low  
Material: Polypropylene  
Storage: Stacks 8



2 YR  
COMPONENT  
GUARANTEE

# CLUB ACCESSORIES

## ARMS



Description	RRP
AC1054 CLUB ARMS	£43.00

\*Sold as pairs

## UNIVERSAL PLASTIC TABLET



### FINISH

BLACK
BK

Description	RRP
AC1055 UNIVERSAL PLASTIC TABLET	£71.00

\*Sold as singles

### FINISH

BLACK
BK

# SUMMIT BANQUET



4  
STACKS UP  
TO 4 HIGH

2 YR  
COMPONENT  
GUARANTEE

2 YR  
UPHOLSTERY  
GUARANTEE

115 KG  
WEIGHT  
TOLERANCE

8 H  
HOURS USAGE

- High fabric back with handle to aid easy setup and movement
- Powder-coated black metal frame
- Overall dimensions: D580 W440 H850

	Seat Dimensions	Back Dimensions	RRP
CH0519 // SUMMIT BANQUET	D390 W400 H470	W325 H300	£118.00

FR: Med  
Fabric: 100% Fabricated  
Storage: Stacks 4

### FABRIC FINISHES

ROYAL BLUE	CHARCOAL
RB	CH

# POLY



4  
STACKS UP  
TO 4 HIGH

5 YR  
COMPONENT  
GUARANTEE

115 KG  
WEIGHT  
TOLERANCE

5 H  
HOURS USAGE

- Wipe clean, polypropylene seat and back
- Robust, powder coated, black frame
- Overall dimensions: D520 W485 H750

	Seat Dimensions	Back Dimensions	RRP
ECOPOLY // POLY	D395 W430 H450	W430 H350	£68.00

FR: Med  
Storage: Stacks 4

### FINISHES

BLACK	BLUE	RED	GREY
BK	BL	RD	GR



# OPERATOR SEATING

// 07

Conquer your workday? This wide range allows you to operate at your peak no matter what work throws at you. Designed with practicality in mind, easy to use with a range of styles.





# SECTION CONTENTS



**CONCEPT MID BACK**  
Page 64



**CONCEPT HIGH BACK**  
Page 64



**CONCEPT DELUXE**  
Page 65



**CONCEPT PLUS**  
Page 65



**CALYPSO SINGLE LEVER**  
Page 66



**CALYPSO**  
Page 66



**CALYPSO DELUXE**  
Page 67



**CALYPSO MESH**  
Page 67



**VERSI**  
Page 68



**LEAN STOOL**  
Page 68



**VERSI FIXED ARM**  
Page 69



**VERSI ADJUSTABLE ARM**  
Page 69



**FACTORY**  
Page 70



**FACTORY 2 LEVER**  
Page 70



**FACTORY HIGH FIXED**  
Page 71



**FACTORY 2 LEVER HEIGHT ADJUSTABLE**  
Page 71



**CONCEPT HIGH FIXED**  
Page 72



**CONCEPT HEIGHT ADJUSTABLE**  
Page 72



**OPERATOR CHAIR ARMS**  
Page 73



**ACCESSORIES**  
Page 73



# CONCEPT MID BACK

5YR  
COMPONENT  
GUARANTEE

2YR  
UPHOLSTERY  
GUARANTEE

115KG  
WEIGHT  
TOLERANCE

8H  
HOURS USAGE



- Deep cushioned seat and back upholstered in a hard wearing fabric
- Permanent contact back (PCB) ensures user comfort for up to eight hours
- Backrest angle can be fixed or set to free float with the user
- Overall dimensions: D630 W630 H850 - 1060

// **NOTE:** see page 73 for arm options

	Seat Dimensions	Back Dimensions	RRP
<b>CH0803 //</b> CONCEPT MB	D470 W490 H460 - 585	W420 H410	<b>£254.00</b>

FR: Med  
Fabric: 100% Man-Made  
Mechanism: PCB

#### FABRIC FINISHES

ROYAL BLUE	CHARCOAL
<b>RB</b>	<b>CH</b>

# CONCEPT HIGH BACK

5YR  
COMPONENT  
GUARANTEE

2YR  
UPHOLSTERY  
GUARANTEE

115KG  
WEIGHT  
TOLERANCE

8H  
HOURS USAGE



- Deep cushioned seat and back upholstered in a hard wearing fabric
- Permanent contact back (PCB) ensures user comfort for up to eight hours
- Backrest angle can be fixed or set to free float with the user
- Overall dimensions: D630 W630 H965 - 1090

// **NOTE:** see page 73 for arm options

	Seat Dimensions	Back Dimensions	RRP
<b>CH0802 //</b> CONCEPT HB	D460 W475 H455 - 580	W445 H495	<b>£255.00</b>

FR: Med  
Fabric: 100% Man-Made  
Mechanism: PCB

#### FABRIC FINISHES

ROYAL BLUE	CHARCOAL
<b>RB</b>	<b>CH</b>

# CONCEPT DELUXE

5YR  
COMPONENT  
GUARANTEE

2YR  
UPHOLSTERY  
GUARANTEE

115KG  
WEIGHT  
TOLERANCE

8H  
HOURS USAGE



## PHYSIO APPROVED

ERGONOMIC FEATURES  
TESTED AND APPROVED FOR  
OFFICE USE BY A QUALIFIED  
PHYSIOTHERAPIST

- Deep cushioned seat and back upholstered in a hard wearing fabric
  - Asynchro mechanism allows each user to adapt the chair to their needs
  - Overall dimensions: D630 W630 H965 - 1090
- // **NOTE:** see page 73 for arm options

	Seat Dimensions	Back Dimensions	RRP
CH0801 // CONCEPT DELUXE	D460 W490 H455 - 580	W445 H510	£268.00

FR: Med  
Fabric: 100% Man-Made  
Mechanism: Asynchro

### FABRIC FINISHES

ROYAL BLUE	CHARCOAL
RB	CH

# CONCEPT PLUS

5YR  
COMPONENT  
GUARANTEE

2YR  
UPHOLSTERY  
GUARANTEE

115KG  
WEIGHT  
TOLERANCE

8H  
HOURS USAGE



## PHYSIO APPROVED

ERGONOMIC FEATURES  
TESTED AND APPROVED FOR  
OFFICE USE BY A QUALIFIED  
PHYSIOTHERAPIST

- Deep cushioned seat and back upholstered in a hard wearing fabric
- 1D adjustable arms included as standard
- Inflatable lumbar pump for extra support
- Adjustable ratchet back and seat slide
- Overall dimensions: D630 W675 H1035 - 1230

	Seat Dimensions	Back Dimensions	RRP
CH1808 // CONCEPT PLUS	D470 W510 H470 - 590	W480 H580	£414.00

FR: Med  
Fabric: 100% Man-Made  
Mechanism: Asynchro / Torsion / Seat slide /  
Ratchet back / Lumbar pump  
Arms: 1D adjustable

### FABRIC FINISHES

ROYAL BLUE	BLACK
RB	BK

# CALYPSO SINGLE LEVER

2YR  
COMPONENT  
GUARANTEE

2YR  
UPHOLSTERY  
GUARANTEE

115KG  
WEIGHT  
TOLERANCE

8H  
HOURS USAGE



- Deep cushioned seat and back upholstered in a hard wearing fabric
  - Fixed back with solid steel support bar for maximum strength
  - Overall dimensions: D650 W650 H1020 - 1150
- // **NOTE:** see page 73 for arm options

	Seat Dimensions	Back Dimensions	RRP
CH2804 // CALYPSO SINGLE LEVER	D460 W460 H485 - 615	W440 H525	£181.00

FR: Med  
Fabric: 100% Man-Made  
Mechanism: Fixed

FABRIC FINISHES

ROYAL BLUE	BLACK
RB	BK

# CALYPSO

2YR  
COMPONENT  
GUARANTEE

2YR  
UPHOLSTERY  
GUARANTEE

115KG  
WEIGHT  
TOLERANCE

8H  
HOURS USAGE



- Deep cushioned seat and back upholstered in a hard wearing fabric
  - Permanent contact back (PCB) ensures user comfort for up to eight hours
  - Backrest angle can be fixed or set to free float with the user
  - Overall dimensions: D650 W650 H985 - 1175
- // **NOTE:** see page 73 for arm options

	Seat Dimensions	Back Dimensions	RRP
CH2800PU // CALYPSO HIGH BACK PU	D450 W460 H475 - 610	W440 H490	£191.00
CH2800 // CALYPSO HIGH BACK	D450 W460 H475 - 610	W440 H490	£172.00

FR: Med  
Fabric: 100% Man-Made  
Mechanism: PCB

PU FINISH

BLACK
BK

FABRIC FINISHES

ROYAL BLUE	CHARCOAL	BLACK
RB	CH	BK



# CALYPSO DELUXE

2YR  
COMPONENT  
GUARANTEE

2YR  
UPHOLSTERY  
GUARANTEE

115KG  
WEIGHT  
TOLERANCE

8H  
HOURS USAGE



- Asynchro mechanism allows independent adjustment of height, back, and seat angle
- Backrest angle can be fixed or set to free float with the user
- Overall dimensions: D650 W650 H990 - 1175

// **NOTE:** see page 73 for arm options

	Seat Dimensions	Back Dimensions	RRP
<b>CH2801PU</b> // CALYPSO HIGH BACK DELUXE PU	D450 W450 H475 - 610	W445 H490	<b>£217.00</b>
<b>CH2801</b> // CALYPSO HIGH BACK DELUXE	D450 W450 H475 - 610	W445 H490	<b>£210.00</b>

#### PU FINISH

BLACK

BK

#### FABRIC FINISHES

ROYAL  
BLUE

CHARCOAL

BLACK

RB

CH

BK

FR: Med  
Fabric: 100% Man-Made  
Mechanism: Asynchro

# CALYPSO MESH

2YR  
COMPONENT  
GUARANTEE

2YR  
UPHOLSTERY  
GUARANTEE

115KG  
WEIGHT  
TOLERANCE

8H  
HOURS USAGE



- Permanent contact back (PCB) ensures user comfort for up to eight hours
- Black mesh as standard
- Overall dimensions: D650 W650 H1010 - 1175

// **NOTE:** see page 73 for arm options

	Seat Dimensions	Back Dimensions	RRP
<b>CH2803</b> // CALYPSO MESH	D450 W460 H475 - 600	W415 H540	<b>£253.00</b>

#### FABRIC FINISHES

ROYAL  
BLUE

CHARCOAL

BLACK

RB

CH

BK

FR: Low  
Fabric: Mesh / 100% Man-Made  
Mechanism: PCB

# VERSI

5YR  
COMPONENT  
GUARANTEE

2YR  
UPHOLSTERY  
GUARANTEE

115KG  
WEIGHT  
TOLERANCE

8H  
HOURS USAGE



- Modern design with a rounded back for lumbar and back support
- Two level controls for seat height and tilt adjustments
- Optional arms available

	Seat Dimensions	Back Dimensions	RRP
CH0001 // VERSI	D450 W460 H475 - 610	W440 H490	£143.00

FR: Med  
Fabric: 100% Man-Made  
Mechanism: PCB

#### FABRIC FINISHES

ROYAL BLUE	CHARCOAL	BLACK
RB	CH	BK

# LEAN STOOL

5YR  
COMPONENT  
GUARANTEE

2YR  
UPHOLSTERY  
GUARANTEE

115KG  
WEIGHT  
TOLERANCE

5H  
HOURS USAGE



- Specially designed with sit-stand deskting in mind
- Encourages good posture and activates your core while you sit
- Simple gas height adjustment with the handle under the seat
- Set on a sturdy rectangular base with anti-slip technology
- Overall dimensions: D240 W440 H540 - 780

	Seat Dimensions	Back Dimensions	RRP
CH1258 // LEAN STOOL	D240 W750 H540 - 780		£277.00

FR: Med  
Fabric: 100% Man-Made  
Mechanism: Integrated fixed

#### FINISH

BLACK
BK

# VERSI FIXED ARM

5YR  
COMPONENT  
GUARANTEE

2YR  
UPHOLSTERY  
GUARANTEE

115KG  
WEIGHT  
TOLERANCE

8H  
HOURS USAGE



- Modern design with a rounded back for lumbar and back support
- Two level controls for seat height and tilt adjustments
- Fixed arms for all day comfort

	Seat Dimensions	Back Dimensions	RRP
CH0001 + AC0001FA // VERSI FIXED ARM	D450 W460 H475 - 610	W440 H490	£172.00

FR: Med  
Fabric: 100% Man-Made  
Mechanism: PCB  
Arms: Fixed

#### FABRIC FINISHES

ROYAL BLUE	CHARCOAL	BLACK
RB	CH	BK

# VERSI ADJUSTABLE ARM

5YR  
COMPONENT  
GUARANTEE

2YR  
UPHOLSTERY  
GUARANTEE

115KG  
WEIGHT  
TOLERANCE

8H  
HOURS USAGE



- Modern design with a rounded back for lumbar and back support
- Two level controls for seat height and tilt adjustments
- 1D adjustable arms for comfort and support

	Seat Dimensions	Back Dimensions	RRP
CH0001 + AC0002AA// VERSI 1D ADJUSTABLE ARM	D450 W460 H475 - 610	W440 H490	£180.00

FR: Med  
Fabric: 100% Man-Made  
Mechanism: PCB  
Arms: 1D Adjustable

#### FABRIC FINISHES

ROYAL BLUE	CHARCOAL	BLACK
RB	CH	BK



5 YR  
COMPONENT  
GUARANTEE

115 KG  
WEIGHT  
TOLERANCE

8 H  
HOURS USAGE

# FACTORY



- Versatile chair designed for assembly lines, science labs, factories, and workshops
- Hard-wearing, wipe clean, polyurethane seat and back
- Height adjustable seat
- Overall dimensions: D600 W600 H840 - 990

	Seat Dimensions	Back Dimensions	RRP
<b>CH0504 //</b> FACTORY	D435 W465 H475 - 585	W415 H305	<b>£209.00</b>

FR: Low  
Fabric: Polyurethane  
Mechanism: Fixed

**FINISH**

BLACK

BK

# FACTORY 2 LEVER

5 YR  
COMPONENT  
GUARANTEE

115 KG  
WEIGHT  
TOLERANCE

8 H  
HOURS USAGE



- Versatile chair designed for assembly lines, science labs, factories, and workshops
- Hard-wearing, wipe clean, polyurethane seat and back
- Height adjustable seat and backrest with PCB mechanism
- Overall dimensions: D600 W600 H915 - 1045

	Seat Dimensions	Back Dimensions	RRP
<b>CH0505 //</b> FACTORY 2 LEVER	D435 W465 H445 - 575	W415 H305	<b>£243.00</b>

FR: Low  
Fabric: Polyurethane  
Mechanism: PCB

**FINISH**

BLACK

BK

# FACTORY HIGH FIXED

5 YR  
COMPONENT  
GUARANTEE

115 KG  
WEIGHT  
TOLERANCE

8 H  
HOURS USAGE



- Versatile chair designed for assembly lines, science labs, factories, and workshops
- Hard-wearing, wipe clean, polyurethane seat and back
- Adjustable height draughtsman kit increases seat height to a maximum 830 mm
- Overall dimensions: Fixed - D600 W600 H985 - 1225.  
Adjustable - D600 W600 H950 - 1210

	Seat Dimensions	Back Dimensions	RRP
<b>CH0504 + AC1014 //</b> FACTORY HIGH FIXED	D440 W470 H715 - 830	W410 H310	<b>£303.00</b>
<b>CH0504 + AC1042 //</b> FACTORY HIGH ADJUSTABLE	D455 W465 H575 - 825	W415 H305	<b>£305.00</b>

FR: Low  
Fabric: Polyurethane  
Mechanism: Fixed  
D-kit: Fixed / Adjustable

FINISH

BLACK

BK

// NOTE: Model Shown has fixed D-kit

# FACTORY 2 LEVER HEIGHT ADJUSTABLE

5 YR  
COMPONENT  
GUARANTEE

115 KG  
WEIGHT  
TOLERANCE

8 H  
HOURS USAGE



- Versatile chair designed for assembly lines, science labs, factories, and workshops
- Hard-wearing, wipe clean, polyurethane seat and back with PCB mechanism
- Fixed or adjustable height draughtsman kit increases seat height to a maximum 835 mm
- Overall dimensions: Static - D600 W600 H1170 - 1300.  
Adjustable - D600 W600 H1000 - 1250

	Seat Dimensions	Back Dimensions	RRP
<b>CH0505 + AC1014 //</b> FACTORY 2 HEIGHT FIXED	D435 W465 H705 - 835	W415 H305	<b>£337.00</b>
<b>CH0505 + AC1042 //</b> FACTORY 2 HEIGHT ADJUSTABLE	D435 W465 H565 - 820	W415 H305	<b>£339.00</b>

FR: Low  
Fabric: Polyurethane  
Mechanism: PCB  
D-kit: Fixed / Adjustable

FINISH

BLACK

BK

// NOTE: Model Shown has adjustable D-kit

# CONCEPT HIGH FIXED

5YR  
COMPONENT  
GUARANTEE

2YR  
UPHOLSTERY  
GUARANTEE

115KG  
WEIGHT  
TOLERANCE

8H  
HOURS USAGE



- Fixed high draughtsman kit increases seat height to a maximum 835 mm
- Fixed foot-ring
- Supplied with glides
- Overall dimensions: D700 W700 H840 - 970

	Seat Dimensions	Back Dimensions	RRP
<b>CH0803 + AC1014 //</b> CONCEPT HIGH MB D-KIT FIXED	D475 W470 H705 - 835	W420 H400	<b>£350.00</b>

FR: Med  
Fabric: 100% Man-made  
Mechanism: PCB

#### FABRIC FINISHES

ROYAL BLUE	CHARCOAL
RB	CH

# CONCEPT HEIGHT ADJUSTABLE

5YR  
COMPONENT  
GUARANTEE

2YR  
UPHOLSTERY  
GUARANTEE

115KG  
WEIGHT  
TOLERANCE

8H  
HOURS USAGE



- Adjustable height draughtsman kit increases seat height to a maximum 830 mm
- Adjustable foot-ring
- Supplied with glides
- Overall dimensions: D700 W700 H840 - 970

	Seat Dimensions	Back Dimensions	RRP
<b>CH0803 + AC1042 //</b> CONCEPT MB HEIGHT ADJUSTABLE D-KIT	D475 W470 H585 - 830	W420 H400	<b>£354.00</b>

FR: Med  
Fabric: 100% Man-made  
Mechanism: PCB

#### FABRIC FINISHES

ROYAL BLUE	CHARCOAL
RB	CH



# OPERATOR CHAIR ARMS

## CALYPSO & CONCEPT ARMS



5 YR  
COMPONENT  
GUARANTEE

FINISH

BLACK

BK

\*Sold as pairs

Description	RRP
AC1002 FIXED ARMS	£67.00



5 YR  
COMPONENT  
GUARANTEE

FINISH

BLACK

BK

\*Sold as pairs

Description	RRP
AC1040 1D ADJUSTABLE ARMS	£70.00



5 YR  
COMPONENT  
GUARANTEE

FINISH

BLACK

BK

\*Sold as pairs

Description	RRP
AC1082 FOLDING ARMS	£105.00

## VERSI



5 YR  
COMPONENT  
GUARANTEE

FINISH

BLACK

BK

\*Sold as pairs

Description	RRP
AC0001FA FIXED ARMS	£29.00



5 YR  
COMPONENT  
GUARANTEE

FINISH

BLACK

BK

\*Sold as pairs

Description	RRP
AC0002AA 1D ADJUSTABLE ARMS	£37.00

# ACCESSORIES

## TECHNICAL



Description	RRP
AC1042 HEIGHT ADJUSTABLE D- KIT	£101.00



Description	RRP
AC1014 FIXED D-KIT	£96.00

## // FACTORY CHAIRS

Your comfort and safety is our primary concern. We advise never to use the Factory or Concept range D-kits on any chair with a tilting seat, or to use anything other than the glides provided. Castors are not recommended with any draughtsman kit.

## CASTORS / GLIDES



\*Sold as sets of 5

Description	RRP
AC1030 11mm ONION GLIDES	£19.00



\*Sold as singles

Description	RRP
AC1050 ANTI-STATIC CASTORS	£64.00



\*Sold as sets of 5

Description	RRP
AC1047 BRAKE LOADED CASTORS	£20.00



\*Sold as singles

Description	RRP
AC1048 BRAKE UNLOADED CASTORS	£28.00



\*Sold as sets of 5

Description	RRP
AC1051 SOFT TYPE CASTORS	£10.00

# CAFÉ & DINING

// 08

Create the perfect place to refresh with our range of indoor and outdoor furniture. From classic to contemporary designs, there is something to suit every taste.



# SECTION CONTENTS



**LIZZIE 4 LEG**  
Page 78



**LIZZIE HIGH STOOL**  
Page 78



**LIZZIE SKID**  
Page 79



**STORK**  
Page 80



**ASTRAL HIGH TABLE**  
Page 80



**PICASSO**  
Page 81 - 82



**ELLIPSE 4-LEG**  
Page 82



**ELLIPSE TRUMPET**  
Page 83



**PLATEAU**  
Page 84



**PLATEAU STOOL**  
Page 84



**PICNIC**  
Page 86



**ALFRESCO**  
Page 88



**PLAZA**  
Page 90



**FOLDING CHAIR & TABLE**  
Page 91 - 92



**FOLDING CHAIR TROLLEY**  
Page 93



# LIZZIE - A SEAT FOR EVERY SCENARIO



## THE LIZZIE RANGE

Your space is diverse. Your seating should be too. Choosing a multipurpose chair means it can suit your day, whatever direction your work hours go in.

Stackable and seamlessly adaptable, Lizzie is more than a seating solution. It's an aesthetic choice that's space-efficient. If you're looking for an effortless transition, you've found it.

Functional and comfortable. Take a seat to rest, refresh, and re-focus on the results you want to get from any work scenario. Stylish and practical, Lizzie can elevate your office. There's no such thing as too much choice.

With four finishes to complement your colour scheme and the option for stool or skid legs, you can have what you want, where you want it.

## LIZZIE HIGH STOOL



## LIZZIE 4 LEG



## LIZZIE SKID







- 4** Reception  
User Experience  
Lab
- 3** Tech Bar  
Wellness Centre
- 2** Cafe  
Team Games
- 1** Training Rooms  
Multi Faith  
Room



2 YR  
COMPONENT  
GUARANTEE

115 KG  
WEIGHT  
TOLERANCE

5 H  
HOURS USAGE

# LIZZIE 4 LEG



- Stylish and practical
- Available in 8 contemporary colours
- Ideal for casual dining and meeting rooms
- Overall dimensions: D572 W525 H830

	Seat Dimensions	Back Dimensions	RRP
CH3518 // LIZZIE 4 LEG	D390 W470 H450	W440 H450	£189.00

### FINISHES

BLACK	WHITE	GREY	BLUE
BK	WH	GR	BL
PINK	RED	GREEN	STEEL BLUE
PK	RD	GN	SB

FR: Low  
Material: Polypropylene

# LIZZIE HIGH STOOL

2 YR  
COMPONENT  
GUARANTEE

115 KG  
WEIGHT  
TOLERANCE

5 H  
HOURS USAGE



- Stylish and practical
- Available in 8 contemporary colours
- Ideal for casual dining and meeting rooms
- Overall dimensions: D570 W540 H1130

	Dimensions	RRP
CH3519 // LIZZIE HIGH STOOL	D470 W390 H750	W440 H450

### FINISHES

BLACK	WHITE	GREY	BLUE
BK	WH	GR	BL
PINK	RED	GREEN	STEEL BLUE
PK	RD	GN	SB

FR: Low  
Material: Polypropylene



# LIZZIE SKID

2 YR  
COMPONENT  
GUARANTEE

115 KG  
WEIGHT  
TOLERANCE

5 H  
HOURS USAGE



- Stylish and practical
- Available in 8 contemporary colours
- Ideal for casual dining and meeting rooms
- Overall dimensions: D570 W520 H830

	Seat Dimensions	Back Dimensions	RRP
CH3517 // LIZZIE SKID	D470 W390 H450	W440 H450	£178.00

## FINISHES

BLACK	WHITE	GREY	BLUE
BK	WH	GR	BL
PINK	RED	GREEN	STEEL BLUE
PK	RD	GN	SB

FR: Low  
Material: Polypropylene



# STORK

5 YR  
COMPONENT  
GUARANTEE

115 KG  
WEIGHT  
TOLERANCE

5 H  
HOURS USAGE



- Sculpted seat and back with wood veneer finish or lacquer
- Height adjustable seat
- Chrome trumpet base
- Overall dimensions: D405 W400 H845 - 1065

	Seat Dimensions	Back Dimensions	RRP
CH0670 // STORK	D350 W400 H585 - 805	W405 H240	£185.00

#### FINISHES

FR: Low  
Material: Wood veneer / painted in matt white  
Mechanism: Fixed

BEECH	WALNUT	WHITE
BE	WA	WH

# ASTRAL HIGH TABLE

2 YR  
COMPONENT  
GUARANTEE

18 MM  
TOP  
THICKNESS



- Heavy flared base for stability
- Durable and easy-clean top
- Chrome trumpet base

	Dimensions	RRP
CH0677 // ASTRAL HIGH TABLE	D600 W600 H1050	£337.00

#### FINISHES

FR: Low  
Material: Wood veneer / painted in matt white

BEECH	WALNUT	WHITE
BE	WA	WH

# PICASSO CONTRACT

**4**  
STACKS UP  
TO 4 HIGH

**5** YR  
COMPONENT  
GUARANTEE

**115** KG  
WEIGHT  
TOLERANCE

**8** H  
HOURS USAGE



- Welded chrome frame
- Stackable up to four high
- Plastic capped feet
- Suitable for cafe and canteens
- Overall dimensions: D525 W485 H880

	Seat Dimensions	Back Dimensions	RRP
<b>CH0672 //</b> PICASSO CONTRACT CHAIR	D380 W440 H460	W430 H400	<b>£169.00</b>

## FINISHES

BEECH	WALNUT	WHITE
BE	WA	WH

FR: Low  
Material: Wood veneer / painted in matt white  
Storage: Stacks four





# PICASSO LITE

**4**  
STACKS UP  
TO 4 HIGH

**2 YR**  
COMPONENT  
GUARANTEE

**110<sup>KG</sup>**  
WEIGHT  
TOLERANCE

**5<sup>H</sup>**  
HOURS USAGE



- Distinctive stacking chair with a contemporary look
- Polished veneer seat and back
- Chrome frame with plastic feet
- Overall dimensions: D550 W440 H865

	Seat Dimensions	Back Dimensions	RRP
<b>CH0514BE</b> // PICASSO LITE BEECH	D380 W440 H465	W430 H400	<b>£124.00</b>
<b>CH0514WA</b> // PICASSO LITE WALNUT	D380 W440 H465	W430 H400	<b>£148.00</b>

FR: Low  
Material: Wood veneer  
Storage: Stacks four

**FINISHES**



# ELLIPSE 4-LEG

**2 YR**  
COMPONENT  
GUARANTEE

**18<sup>MM</sup>**  
TOP  
THICKNESS




- Plastic capped feet for stability
- Durable and easy-clean top
- Chrome legs

	Dimensions	RRP
<b>CH0675</b> // ELLIPSE 4-LEG	D800 W800 H740	<b>£367.00</b>

Material: Wood veneer / painted in matt white

**FINISHES**



2 YR  
COMPONENT  
GUARANTEE

18 MM  
TOP  
THICKNESS

# ELLIPSE TRUMPET



- Heavy flared base for stability
- Durable and easy-clean top
- Chrome trumpet base

	Dimensions	RRP
CH0676 // ELLIPSE TRUMPET	D800 W800 H740	£364.00

### FINISHES

BEECH	WALNUT	WHITE
BE	WA	WH

Material: Wood veneer / painted in matt white



# PLATEAU

5 YR  
COMPONENT  
GUARANTEE

25 MM  
TOP  
THICKNESS

MADE  
TO  
ORDER

AVAILABLE  
WITH  
CUT-OUT  
CONTACT SALES

//NOTE: contact sales for lead time



## ROUND MEETING TABLE

	Dimensions			RRP
	W	D	H	
ZPLA1200D	1200	1200	740	£1,397.00
ZPLA1400D	1400	1400	740	£1,753.00



## SQUARE MEETING TABLE

	Dimensions			RRP
	W	D	H	
ZPLA1414S	1400	1400	740	£1,922.00
ZPLA1616S	1600	1600	740	£1,936.00



## RECTANGULAR MEETING TABLE

	Dimensions			RRP
	W	D	H	
ZPLA1680R	1600	800	740	£1,359.00
ZPLA1890R	1800	900	740	£1,368.00
ZPLA2010R	2000	1000	740	£1,502.00
ZPLA2210R	2200	1000	740	£1,507.00
ZPLA2412R	2400	1200	740	£1,891.00



## BARREL MEETING TABLE

	Dimensions			RRP
	W	D	H	
ZPLA2010B	2000	1000	740	£1,591.00
ZPLA2412B	2400	1200	740	£1,936.00



## LOW STOOL

		Dimensions			RRP
		W	D	H	
SPS-LSTL	Plain top	405	405	500	£581.00
SPS-LSTL-BTN	Button Top	405	405	500	£620.00



## BENCH (LOW)

		Dimensions			RRP
		W	D	H	
SP-SPS-N	Plain top	1180	405	500	£942.00
SP-N-BTN	Button top	1180	405	500	£1,059.00



# PLATEAU HIGH

5 YR  
COMPONENT  
GUARANTEE

25 MM  
TOP  
THICKNESS

MADE  
TO  
ORDER

AVAILABLE  
WITH  
CUT-OUT  
CONTACT SALES

//NOTE: contact sales for lead time



## HIGH TABLE

	Dimensions			RRP
	W	D	H	
ZPLAP1410R	1400	1000	1106	£1,813.00
ZPLAP1610R	1600	1000	1106	£1,816.00
ZPLAP1810R	1800	1000	1106	£1,818.00
ZPLAP2010R	2000	1000	1106	£1,819.00
ZPLAP2210R	2200	1000	1106	£1,822.00
ZPLAP2410R	2400	1000	1106	£1,823.00

## HIGH STOOL

		Dimensions			RRP
		W	D	H	
SP-SPS-HSTL	Plain	382	382	830	£914.00
SP-SPS-HSTL-BTN	Button	382	375	830	£952.00

### MADE TO ORDER TOP FINISHES // FRAME FINISH

ANTHRACITE	BLACK	ELLMALU BEECH	GREY NEBRASKA OAK	GREY	SORANO OAK	NATURAL NEBRASKA OAK	WHITE	//	OAK
ANT	BK	B	GNO	GRY	SO	NNO	WHT		OK

### FABRIC FINISH



// NOTE: Priced in Camira Rivet



# PICNIC



## BENCH

	Dimensions			RRP
	W	D	H	
PCB1435 (FITS 1600 LOW TABLE)	1400	350	410	£700.00
PCB1635 (FITS 1800 LOW TABLE)	1600	350	410	£703.00
PCB1835 (FITS 2000 LOW TABLE)	1800	350	410	£704.00

## LOW TABLE

	Dimensions			RRP
	W	D	H	
PCTL1680	1600	800	740	£865.00
PCTL1880	1800	800	740	£867.00
PCTL2000	2000	800	740	£915.00





5 YR  
COMPONENT  
GUARANTEE

25 MM  
TOP  
THICKNESS

MADE  
TO  
ORDER



- 25mm top thickness
- Heavy duty frame
- Two height options available

## HIGH TABLE

	Dimensions			RRP
	W	D	H	
PCTH1680	1600	800	1100	£923.00
PCTH1880	1800	800	1100	£941.00
PCTH2000	2000	800	1100	£989.00

### MADE TO ORDER TOP FINISHES

ANTHRACITE	BLACK	ELLMALU BEECH	GREY NEBRASKA OAK
ANT	BK	B	GNO
GREY	SORANO OAK	NATURAL NEBRASKA OAK	WHITE
GRY	SO	NNO	WHT

### FRAME FINISHES

WHITE	BLACK	SILVER
WH	BK	SV





# ALFRESCO SIDE CHAIR

**4**  
STACKS UP  
TO 4 HIGH

**5** YR  
COMPONENT  
GUARANTEE

**118**KG  
WEIGHT  
TOLERANCE

**8**H  
HOURS USAGE



- Multipurpose polypropylene chair
- 100% recyclable
- UV resistant
- Ideal for outdoor and indoor use
- Stackable up to 4 pieces
- Overall dimensions: D530 W570 H820

	Seat Dimensions	Back Dimensions	RRP
<b>CH0657</b> // ALFRESCO SIDE CHAIR	D420 W460 H460	W490 H400	<b>£195.00</b>

// **NOTE:** other colours available. Call sales for more information.

#### FINISHES

FR: Low  
Material: Polypropylene  
Storage: Stacks 4





# ALFRESCO ARMCHAIR

**4**  
STACKS UP  
TO 4 HIGH

**5** YR  
COMPONENT  
GUARANTEE

**118** KG  
WEIGHT  
TOLERANCE

**8** H  
HOURS USAGE



- Multipurpose polypropylene armchair
- 100% recyclable
- UV resistant
- Ideal for outdoor and indoor use
- Stackable up to 4 pieces
- Overall dimensions: D540 W620 H820

	Dimensions		RRP
<b>CH0658 //</b> ALFRESCO ARMCHAIR	D420 W460 H460	W480 H400	<b>£219.00</b>

// **NOTE:** other colours available. Call sales for more information.

## FINISHES

FR: Low  
Material: Polypropylene  
Storage: Stacks 4



2 YR  
COMPONENT  
GUARANTEE

115 KG  
WEIGHT  
TOLERANCE

8 H  
HOURS USAGE

# PLAZA ARMCHAIR



- Stylish open construction for comfort on sunny days
- Polished aluminium frame
- Sturdy and durable, for indoor or outdoor use
- Overall dimensions: D550 W555 H730

// **NOTE:** Not suitable for outdoor storage

	Seat Dimensions	Back Dimensions	RRP
CH0653 // PLAZA ARMCHAIR	D355 W425 H430	W340 H210	£103.00

FR: Low  
Material: Aluminium  
Storage: Stacks 8  
Arms: Fixed

**FINISH**

ALUMINIUM

ALM

# PLAZA TABLE

2 YR  
COMPONENT  
GUARANTEE



- Stylish round aluminium table to complement our range of chairs
- Polished aluminium top and base
- Sturdy and durable, for indoor or outdoor use

// **NOTE:** Not suitable for outdoor storage

	Dimensions	RRP
CH0651 // PLAZA TABLE	D600 W600 H695	£226.00

FR: Low  
Material: Aluminium

**FINISH**

ALUMINIUM

ALM



# MORPH FOLDING CHAIR

2 YR  
COMPONENT  
GUARANTEE

115 KG  
WEIGHT  
TOLERANCE

5 H  
HOURS USAGE



- Durable off-white folding chair with moulded handle and plastic feet
- Sturdy dark grey metal legs and frame
- Wipe-clean surfaces and hinged folding mechanism
- Overall dimensions: D530 W460 H880

	Seat Dimensions	Back Dimensions	RRP
<b>OF0410WH //</b> MORPH FOLDING CHAIR	D530 W390 H450	W460 H290	<b>£107.00</b>

FR: Low  
Material: Polypropylene  
Storage: Folding

#### FINISH

OFF  
WHITE  
WH

# MORPH RECTANGULAR FOLDING TABLE

2 YR  
COMPONENT  
GUARANTEE

25 KG  
WEIGHT  
TOLERANCE



- Rectangular folding table with an off-white plastic top
- Sturdy dark grey metal legs and frame
- Wipe-clean top with rounded edges

	Dimensions	RRP
<b>OF0403WH //</b> 1220 TABLE	D590 W1220 H725	<b>£142.00</b>
<b>OF0402WH //</b> 1520 TABLE	D730 W1520 H725	<b>£198.00</b>
<b>OF0401WH //</b> 1820 TABLE	D750 W1820 H725	<b>£235.00</b>

FR: Low  
Material: Polypropylene  
Storage: Folding

#### FINISH

OFF  
WHITE  
WH

2 YR  
COMPONENT  
GUARANTEE

100 KG  
WEIGHT  
TOLERANCE

8 H  
HOURS USAGE

# FAN BACK FOLDING CHAIR



- Available in blue, charcoal and burgundy finish
- Folds flat for neat and easy storage
- Comfortable contoured seat and back
- Integral linking clip
- Overall dimensions: D560 W470 H900

	Seat Dimensions	Back Dimensions
<b>TCFAFC2LK //</b> FAN BACK FOLDING CHAIR	D400 W395 H470	W410 H250

FR: Low  
Material: Polypropylene

FINISHES

BLUE	CHARCOAL	BURGUNDY
<b>B</b>	<b>C</b>	<b>BU</b>

# FLAT BACK FOLDING CHAIR

2 YR  
COMPONENT  
GUARANTEE

100 KG  
WEIGHT  
TOLERANCE

8 H  
HOURS USAGE



- With a high, enhanced contoured back, it offers increased levels of style and comfort for longer periods of sitting
- Folds for easy compact storage
- Overall dimensions: D520 W450 H810

	Seat Dimensions	Back Dimensions
<b>TCFLFC //</b> FLAT BACK FOLDING CHAIR	D295 W295 H450	W395 H160

FR: Low  
Material: Polypropylene

FINISHES

BLUE	CHARCOAL	BURGUNDY
<b>B</b>	<b>C</b>	<b>BU</b>

2 YR  
COMPONENT  
GUARANTEE

80 KG  
WEIGHT  
TOLERANCE

# FOLDING CHAIR TROLLEY



- Easy to control with two swivel and two fixed castors
- Simple assembly

## Dimensions

<b>TC40T</b> // 40 CAPACITY TROLLEY	D1267 W600 H473
<b>TC70T</b> // 70 CAPACITY TROLLEY	D1750 W790 H1100
<b>TC140T</b> // 140 CAPACITY TROLLEY	D1750 W790 H2250

## FINISH

BLACK

BK





# SOFT SEATING

// 09

Stand out from the crowd! Elevate your office with our exceptional range of collaborative spaces, booths, and sofas. Make a statement with bold fabrics and unlimited configurations.



# SECTION CONTENTS



**PHONIC HIGH**  
Page 96



**PHONIC LOW**  
Page 98



**BUTTON**  
Page 100



**KONA HIGH STOOL**  
Page 102



**KONA CHAIR**  
Page 102



**JADE ARMCHAIR**  
Page 104



**PEARL ARMCHAIR**  
Page 104



**ICEBERG WITH METAL FOOT**  
Page 108



**ICEBERG WITH WOODEN FOOT**  
Page 109



**TUB ARMCHAIR AND SOFA**  
Page 110



**TUB LUX ARMCHAIR AND SOFA**  
Page 111



**GLACIER**  
Page 112



**GLACIER TABLE**  
Page 113



**RUBIC**  
Page 113



**CONTRACT STOOLS**  
Page 114



**COFFEE TABLES**  
Page 115

# PHONIC HIGH ARMCHAIR

5 YR  
COMPONENT  
GUARANTEE

2 YR  
UPHOLSTERY  
GUARANTEE

115 KG  
WEIGHT  
TOLERANCE

8 H  
HOURS USAGE

MADE  
TO  
ORDER



- An armchair with solid high arms and back to provide privacy and noise reduction while working
- We can supply optional power modules which can be intergrated into tables and infill panels. Please see pages 254 - 255 for power options
- Stylish black feet
- Priced in Camira Advantage fabric
- Overall dimensions: D750 W820 H1350

	Seat Dimensions	Back Dimensions	RRP
<b>OF3901</b> // PHONIC HIGH ARMCHAIR	D550 W550 H450	W550 H850	<b>£1,720.00</b>

**Unlimited Fabric**  
Please call for pricing

FR: Subject to fabric selected  
Fabric: 100% Man-Made

**FABRIC FINISH**



# PHONIC HIGH 2 SEATER SOFA

5 YR  
COMPONENT  
GUARANTEE

2 YR  
UPHOLSTERY  
GUARANTEE

230 KG  
WEIGHT  
TOLERANCE

8 H  
HOURS USAGE

MADE  
TO  
ORDER



- A two seater sofa with solid high arms and back to provide privacy and noise reduction while working
- We can supply optional power modules which can be intergrated into tables and infill panels. Please see pages 254 - 255 for power options
- Stylish black feet
- Priced in Camira Advantage fabric
- Overall dimensions: D750 W1350 H1350

	Seat Dimensions	Back Dimensions	RRP
<b>OF3902</b> // PHONIC HIGH 2 SEATER SOFA	D550 W1100 H450	W1100 H850	<b>£2,001.00</b>

**Unlimited Fabric**  
Please call for pricing

FR: Subject to fabric selected  
Fabric: 100% Man-Made

**FABRIC FINISH**





# PHONIC HIGH 3 SEATER SOFA

5 YR  
COMPONENT  
GUARANTEE

2 YR  
UPHOLSTERY  
GUARANTEE

345 KG  
WEIGHT  
TOLERANCE

8 H  
HOURS USAGE

MADE  
TO  
ORDER



- A three seater sofa with solid high arms and back to provide privacy and noise reduction while working
- We can supply optional power modules which can be intergrated into tables and infill panels. Please see pages 254 - 255 for power options
- Stylish black feet
- Priced in Camira Advantage fabric
- Overall dimensions: D750 W1900 H1350

	Seat Dimensions	Back Dimensions	RRP	Unlimited Fabric
<b>OF3903 //</b> PHONIC HIGH 3 SEATER SOFA	D550 W1650 H450	W1650 H850	<b>£2,113.00</b>	Please call for pricing

FR: Subject to fabric selected  
Fabric: 100% Man-Made

## FABRIC FINISH



# HIGH INFILL PANEL & TABLE

5 YR  
COMPONENT  
GUARANTEE

2 YR  
UPHOLSTERY  
GUARANTEE

MADE  
TO  
ORDER



- Single leg table can only be used with the Phonic infill panel for three seater sofa
- Supplied with all fittings needed
- Priced in Camira Advantage fabric

	Dimensions	RRP	Unlimited Fabric
<b>OF3903FUI //</b> HIGH INFILL PANEL & TABLE	W1000 H1275	<b>£728.00</b>	Please call for pricing
<b>OF0903TAB //</b> TABLE	D910 - 400 W1400 H711	<b>£367.00</b>	

FR: Subject to fabric selected (infill panel only)  
Fabric: 100% Man-Made

## FABRIC FINISH



## MADE TO ORDER TABLE FINISHES // MADE TO ORDER LEG FINISHES

BEECH	NOVA OAK	DARK WALNUT	GREY OAK	MAPLE	WHITE	//	SILVER	BLACK
BE	NO	DW	GO	MA	WH		SV	BK

# PHONIC LOW ARMCHAIR

**5YR**  
COMPONENT  
GUARANTEE

**2YR**  
UPHOLSTERY  
GUARANTEE

**115KG**  
WEIGHT  
TOLERANCE

**8H**  
HOURS USAGE

**MADE  
TO  
ORDER**



- An armchair with solid arms and back to provide privacy and noise reduction while working
- We can supply optional power modules which can be intergrated into tables and infill panels. Please see pages 254 - 255 for power options
- Stylish black feet
- Priced in Camira Advantage fabric
- Overall dimensions: D750 W820 H940

	Seat Dimensions	Back Dimensions	RRP
<b>OF3900</b> // PHONIC LOW ARMCHAIR	D550 W550 H450	W550 H490	<b>£1,566.00</b>

**Unlimited Fabric**  
Please call for pricing

FR: Subject to fabric selected  
Fabric: 100% Man-Made

**FABRIC FINISH**



# PHONIC LOW 2 SEATER SOFA

**5YR**  
COMPONENT  
GUARANTEE

**2YR**  
UPHOLSTERY  
GUARANTEE

**230KG**  
WEIGHT  
TOLERANCE

**8H**  
HOURS USAGE

**MADE  
TO  
ORDER**



- A two seater sofa with solid arms and back to provide privacy and noise reduction while working
- We can supply optional power modules which can be intergrated into tables and infill panels. Please see pages 254 - 255 for power options
- Stylish black feet
- Priced in Camira Advantage fabric
- Overall dimensions: D750 W1300 H940

	Seat Dimensions	Back Dimensions	RRP
<b>OF3904</b> // PHONIC LOW 2 SEATER SOFA	D550 W1100 H450	W1100 H490	<b>£1,804.00</b>

**Unlimited Fabric**  
Please call for pricing

FR: Subject to fabric selected  
Fabric: 100% Man-Made

**FABRIC FINISH**



# PHONIC LOW 3 SEATER SOFA

5 YR  
COMPONENT  
GUARANTEE

2 YR  
UPHOLSTERY  
GUARANTEE

345 KG  
WEIGHT  
TOLERANCE

8 H  
HOURS USAGE

MADE  
TO  
ORDER



- A three seater sofa with solid arms and back to provide privacy and noise reduction while working
- We can supply optional power modules which can be intergrated into tables and infill panels. Please see pages 254 - 255 for power options
- Stylish black feet
- Priced in Camira Advantage fabric
- Overall dimensions: D750 W1900 H940

	Seat Dimensions	Back Dimensions	RRP	Unlimited Fabric
OF3905 // PHONIC LOW 3 SEATER SOFA	D550 W1650 H450	W1650 H490	£2,138.00	Please call for pricing

FR: Subject to fabric selected  
Fabric: 100% Man-Made

## FABRIC FINISH



# LOW INFILL PANEL & TABLE

5 YR  
COMPONENT  
GUARANTEE

2 YR  
UPHOLSTERY  
GUARANTEE

MADE  
TO  
ORDER



- Single leg table can only be used with the Phonic infill panel for three seater sofa
- Supplied with all fittings needed
- Priced in Camira Advantage fabric

	Overall Dimensions	RRP	Unlimited Fabric
OF3906FUI // LOW INFILL PANEL & TABLE	W1000 H940	£573.00	Please call for pricing

## FABRIC FINISH



## MADE TO ORDER TABLE FINISHES // MADE TO ORDER LEG FINISHES

BEECH	NOVA OAK	DARK WALNUT	GREY OAK	MAPLE	WHITE	//	SILVER	BLACK
BE	NO	DW	GO	MA	WH		SV	BK



# BUTTON ARMCHAIR

**5**YR  
COMPONENT  
GUARANTEE

**2**YR  
UPHOLSTERY  
GUARANTEE

**115**KG  
WEIGHT  
TOLERANCE

**8**H  
HOURS USAGE

**MADE  
TO  
ORDER**



- We can supply optional power modules which can be intergrated into the armchair. Please see pages 254 - 255 for power options
- Coloured button upholstery detailing and black feet complete the look
- Priced in Camira Advantage fabric
- Overall dimensions: D750 W840 H770

	Seat Dimensions	Back Dimensions	RRP
<b>OF1701</b> // BUTTON ARMCHAIR	D530 W600 H430	W600 H340	<b>£1,206.00</b>

**Unlimited Fabric**

Please call for pricing

**FABRIC FINISH**



FR: Subject to fabric selected  
Fabric: 100% Man-Made

# BUTTON 2 SEATER SOFA

**5**YR  
COMPONENT  
GUARANTEE

**2**YR  
UPHOLSTERY  
GUARANTEE

**230**KG  
WEIGHT  
TOLERANCE

**8**H  
HOURS USAGE

**MADE  
TO  
ORDER**



- We can supply optional power modules which can be intergrated into the sofa. Please see pages 254 - 255 for power options
- Coloured button upholstery detailing and black feet complete the look
- Priced in Camira Advantage fabric
- Overall dimensions: D750 W1440 H770

	Seat Dimensions	Back Dimensions	RRP
<b>OF1702</b> // BUTTON 2 SEATER SOFA	D530 W1200 H430	W1200 H340	<b>£1,474.00</b>

**Unlimited Fabric**

Please call for pricing

**FABRIC FINISH**



FR: Subject to fabric selected  
Fabric: 100% Man-Made

# BUTTON 3 SEATER SOFA


**5YR**  
COMPONENT  
GUARANTEE

**2YR**  
UPHOLSTERY  
GUARANTEE

**345 KG**  
WEIGHT  
TOLERANCE

**8H**  
HOURS USAGE

**MADE  
TO  
ORDER**



- We can supply optional power modules which can be intergrated into the sofa. Please see pages 254 - 255 for power options
- Coloured button upholstery detailing and black feet complete the look
- Priced in Camira Advantage fabric
- Overall dimensions: D750 W2040 H770

	Seat Dimensions	Back Dimensions	RRP	Unlimited Fabric
<b>OF1703 //</b> BUTTON 3 SEATER SOFA	D530 W1800 H430	W1800 H340	<b>£1,872.00</b>	Please call for pricing

FR: Subject to fabric selected  
Fabric: 100% Man-Made

#### FABRIC FINISH



# KONA HIGH STOOL

5 YR  
COMPONENT  
GUARANTEE

2 YR  
UPHOLSTERY  
GUARANTEE

115 KG  
WEIGHT  
TOLERANCE

5 H  
HOURS USAGE

MADE  
TO  
ORDER



- Black industrial style wire frame
- Perfect for use in bistros, cafés and break-out areas
- Available in an Italian polyester fabric. Contact sales for further information
- Overall dimensions: D560 W465 H975

// NOTE: This chair can be two tone or soild colours

	Seat Dimensions	Back Dimensions	RRP
CH0760CVTUN // KONA HIGH STOOL	D370 W435 H770	W435 H225	£414.00

**Unlimited Fabric**  
Please call for pricing

FR: Med  
Fabric: 100% Man-Made

FABRIC FINISH



# KONA CHAIR

5 YR  
COMPONENT  
GUARANTEE

2 YR  
UPHOLSTERY  
GUARANTEE

115 KG  
WEIGHT  
TOLERANCE

5 H  
HOURS USAGE

MADE  
TO  
ORDER



- Black industrial style wire frame
- Deep seat and back for contemporary and comfortable seating
- Optional tablet
- Available in an Italian polyester fabric. Contact sales for further information
- Overall dimensions: D710 W670 H760

// NOTE: This chair can be two tone or soild colours

	Seat Dimensions	Back Dimensions	RRP
CH0761CVTUN // KONA CHAIR	D490 W670 H440	W670 H440	£557.00
CH0763CVTUN // KONA CHAIR WITH TABLET	D490 W670 H440	W670 H440	£637.00

**Unlimited Fabric**  
Please call for pricing

FR: Med  
Fabric: 100% Man-Made

FABRIC FINISH









5YR  
COMPONENT  
GUARANTEE

2YR  
UPHOLSTERY  
GUARANTEE

115KG  
WEIGHT  
TOLERANCE

5H  
HOURS USAGE

# JADE ARMCHAIR



- Available in three colours
- Black industrial steel style frame
- Deep seat and back for contemporary but comfortable seating
- Overall dimensions: D790 W640 H825

	Seat Dimensions	Back Dimensions	RRP
OF0704 // JADE ARMCHAIR	D655 W600 H430	W585 H490	£366.00

### FABRIC FINISHES

FR: Med  
Fabric: 100% Man-Made

GREY	NAVY	MUSTARD
GR	NA	MU

# PEARL ARMCHAIR

5YR  
COMPONENT  
GUARANTEE

2YR  
UPHOLSTERY  
GUARANTEE

115KG  
WEIGHT  
TOLERANCE

5H  
HOURS USAGE



- Available in three colours
- Black industrial steel style frame
- Deep seat and back for contemporary but comfortable seating
- Overall dimensions: D760 W660 H860

	Seat Dimensions	Back Dimensions	RRP
OF0705 // PEARL ARMCHAIR	D500 W530 H425	W490 H530	£439.00

### FABRIC FINISHES

FR: Med  
Fabric: 100% Man-Made

GREY	NAVY	MUSTARD
GR	NA	MU







# THE KUDDLE RANGE



## KUDDLE SOFAS & ARMCHAIRS

Transform your office space into a vibrant hub of creativity and comfort with our exquisite range of low armchairs and sofas, available as fixed or mobile. Say goodbye to the monotony of a tired workspace and hello to a rejuvenating oasis that seamlessly combines work, dining, and social connections.

Whether you envision dynamic breakout zones, a cosy spot for reading reports, or a modernised aesthetic for your work environment, our armchairs, two-seater, and three-seater sofas are the ultimate solution for every workspace need.

**Contact us now for our latest Kuddle range brochure.**

Unleash your creativity by choosing from various fabrics to upholster our low seating, allowing you to make a bold and unique statement that reflects your style. Elevate collaboration, productivity, and socialisation with our high seating, designed to offer openness and privacy. This versatile seating option is a testament to innovation, providing a connective space for presentations, casual meetings, and collaborative projects.

Crafted with precision in the UK, our soft seating range offers a fully customisable experience, tailoring every detail to meet your unique needs and preferences. From an extensive selection of fabrics to personalised upholstery that aligns with your taste and brand aesthetics, we create a perfect space for you and your business.

Experience the freedom of customisation with our bespoke sizing options, ensuring our products seamlessly integrate into your compact or open space. Our metal legs and frames, available in standard black or white powder coat finish, can also be customised to match your office decor precisely.

Ready to transform your workspace into a haven of creativity and style? Contact us now to embark on a journey of tailor-made solutions that bring your vision to life. Let's create a workspace that resonates with your brand and fosters a consistent style and feel. Reach out to our sales team today to redefine your office experience!



## KUDDLE RETREATS

Step into a world of unparalleled openness with our invigorating retreats! Immerse yourself in a space that promotes collaboration and boasts optional integrated USB, media connectivity and plug ports, ensuring you stay connected effortlessly.

Our retreats are tailored to seamlessly transform breakout areas, meeting spots, and presentation spaces. Whether you crave an environment for casual brainstorming sessions or a discreet haven to take important calls, our retreats adapt to your every need. Embrace the future of dynamic workspaces with our open retreats, available in 2, 4, and 6-person configurations.



## KUDDLE MEETING ROOMS & PHONEBOOTHS

Kuddle glass retreats and phonebooths are meticulously crafted to transform your workspace into a hub of innovation and focus.

Whether you're seeking a sanctuary for collaboration or a quiet haven for crucial calls amid office hustle, our solutions redefine how you work.

Elevate your meeting rooms with a personal flair - choose from a wide spectrum of fabrics, or opt for the bold statement of wood cladding or other materials.

Each piece, designed and manufactured in the UK, becomes a canvas for your unique vision, creating an individualised space that resonates with your brand identity.

Our commitment to customisation extends beyond aesthetics. Our soft seating range embraces bespoke sizing, ensuring a seamless fit within your cosy or expansive space.

Ready to redefine your workspace? Contact the sales team now to embark on a journey of personalised innovation and functionality. Your ideal workspace is just a call away!



# ICEBERG ARMCHAIR METAL FOOT

5 YR  
COMPONENT  
GUARANTEE

2 YR  
UPHOLSTERY  
GUARANTEE

115 KG  
WEIGHT  
TOLERANCE

5 H  
HOURS USAGE

MADE  
TO  
ORDER



- A modern leather-faced armchair with silver metal feet
- Deep cushions and arms
- Leather faced or with unlimited fabric choice
- Overall dimensions: D740 W850 H820

	Seat Dimensions	Back Dimensions	RRP
<b>OF0300</b> // ICEBERG BLACK METAL FOOT ARMCHAIR	D520 W540 H480	W540 H340	<b>£873.00</b>
<b>OF0300FUB1UN</b> // ICEBERG UNLIMITED FABRIC METAL FOOT ARMCHAIR	D530 W540 H450	W580 H360	<b>£1,261.00</b>

FR: Low  
Fabric: Leather-faced

STOCKED FINISH



MADE TO ORDER FINISH



# ICEBERG SOFA METAL FOOT

5 YR  
COMPONENT  
GUARANTEE

2 YR  
UPHOLSTERY  
GUARANTEE

230 KG  
WEIGHT  
TOLERANCE

5 H  
HOURS USAGE

MADE  
TO  
ORDER



- A modern leather-faced two seater sofa with silver metal feet
- Deep cushions and arms
- Leather faced or with unlimited fabric choice
- Overall dimensions: D740 W1380 H820

	Seat Dimensions	Back Dimensions	RRP
<b>OF0301</b> // ICEBERG BLACK METAL FOOT SOFA	D520 W1080 H480	W1080 H340	<b>£1,159.00</b>
<b>OF0301FUB1UN</b> // ICEBERG UNLIMITED FABRIC METAL FOOT SOFA	D530 W1090 H450	W1090 H360	<b>£1,500.00</b>

FR: Low  
Fabric: Leather-faced

STOCKED FINISH



MADE TO ORDER FINISH





# ICEBERG ARMCHAIR WOODEN FOOT

5 YR  
COMPONENT  
GUARANTEE

2 YR  
UPHOLSTERY  
GUARANTEE

115 KG  
WEIGHT  
TOLERANCE

5 H  
HOURS USAGE

MADE  
TO  
ORDER



- A modern fabric armchair with wooden feet
- Deep cushions and arms
- Overall dimensions: D760 W850 H810

	Seat Dimensions	Back Dimensions	RRP
OF0300WDB1UN // ICEBERG UNLIMITED FABRIC WOODEN FOOT ARMCHAIR	D530 W540 H450	W580 H360	£1,261.00

FR: Low  
Fabric: 100% Man-made

MADE TO ORDER FINISH



# ICEBERG SOFA WOODEN FOOT

5 YR  
COMPONENT  
GUARANTEE

2 YR  
UPHOLSTERY  
GUARANTEE

230 KG  
WEIGHT  
TOLERANCE

5 H  
HOURS USAGE

MADE  
TO  
ORDER



- A modern fabric armchair with wooden feet
- Deep cushions and arms
- Overall dimensions: D760 W1340 H810

	Seat Dimensions	Back Dimensions	RRP
OF0301WDB1UN // ICEBERG UNLIMITED FABRIC WOODEN FOOT SOFA	D530 W1090 H450	W1090 H360	£1,500.00

FR: Low  
Fabric: 100% Man-made

MADE TO ORDER FINISH



# TUB ARMCHAIR

**5**YR  
COMPONENT  
GUARANTEE

**2**YR  
UPHOLSTERY  
GUARANTEE

**115**KG  
WEIGHT  
TOLERANCE

**5**H  
HOURS USAGE



- A stylish and comfortable armchair upholstered in durable PU
- Plush cushioned back with stylish stitching detail
- Overall dimensions: D610 W680 H750

	Seat Dimensions	Back Dimensions	RRP
<b>OF0201</b> // TUB LEATHER LOOK ARMCHAIR	D480 W445 H445	W470 H330	<b>£466.00</b>

FR: Med  
Fabric: Leather-look

**FINISH**

BLACK

BK

# TUB SOFA

**5**YR  
COMPONENT  
GUARANTEE

**2**YR  
UPHOLSTERY  
GUARANTEE

**230**KG  
WEIGHT  
TOLERANCE

**5**H  
HOURS USAGE



- A comfortable and durable two seater PU sofa, ideal for any waiting area or break room
- Plush cushioned back with stylish stitching detail
- Overall dimensions: D610 W1240 H750

	Seat Dimensions	Back Dimensions	RRP
<b>OF0200</b> // TUB LEATHER LOOK SOFA	D480 W1010 H445	W590 H330	<b>£700.00</b>

FR: Med  
Fabric: Leather-look

**FINISH**

BLACK

BK

# TUB LUX ARMCHAIR

2 YR  
COMPONENT  
GUARANTEE

2 YR  
UPHOLSTERY  
GUARANTEE

115 KG  
WEIGHT  
TOLERANCE

5 H  
HOURS USAGE



- Stylish tub armchair, available in 6 exciting colours
- Deep cushioned seat and back upholstered in PU
- Overall dimensions: D620 W680 H740

	Seat Dimensions	Back Dimensions	RRP
OF2201ML // TUB LUX ARMCHAIR	D680 W470 H420	W520 H350	£558.00

FR: Med  
Fabric: Leather-look

## FINISHES

LIME	BLUE	ORANGE	RED	SKY BLUE	BLACK
L	B	OR	RD	SB	BK

# TUB LUX SOFA

2 YR  
COMPONENT  
GUARANTEE

2 YR  
UPHOLSTERY  
GUARANTEE

230 KG  
WEIGHT  
TOLERANCE

5 H  
HOURS USAGE



- Stylish tub sofa, available in 6 exciting colours
- Deep cushioned seat and back upholstered in PU
- Overall dimensions: D620 W1230 H740

	Seat Dimensions	Back Dimensions	RRP
OF2200ML // TUB LUX SOFA	D500 W1020 H420	W1040 H340	£1,095.00

FR: Low  
Fabric: Leather-look

## FINISHES

LIME	BLUE	ORANGE	RED	SKY BLUE	BLACK
L	B	OR	RD	SB	BK



# GLACIER

5YR  
COMPONENT  
GUARANTEE

2YR  
UPHOLSTERY  
GUARANTEE

115KG  
WEIGHT  
TOLERANCE

8H  
HOURS USAGE



- Fully upholstered modular reception chair
  - Deep foam seat and back with black plastic feet
  - Overall dimensions: D700 W620 H790
- // **NOTE:** Colour may vary. Contact sales for more information

	Seat Dimensions	Back Dimensions	RRP
OF0601 // GLACIER ARMCHAIR	D475 W620 H380	W620 H390	£344.00

FR: Med  
Fabric: 100% Man-Made

#### FABRIC FINISHES

ROYAL BLUE	CHARCOAL
RB	CH

# GLACIER ARM

5YR  
COMPONENT  
GUARANTEE

2YR  
UPHOLSTERY  
GUARANTEE

115KG  
WEIGHT  
TOLERANCE

8H  
HOURS USAGE



- Single arm for the Glacier range of modular reception seating
  - Fully upholstered and generously padded
  - Can be used as a left or right arm
- // **NOTE:** Sold as singles and colour may vary. Contact sales for more information

	Dimensions	RRP
OF0602 // GLACIER ARM	D650 W90 H610	£103.00

FR: Med  
Fabric: 100% Man-Made

#### FABRIC FINISHES

ROYAL BLUE	CHARCOAL
RB	CH

# GLACIER TABLE

5 YR  
COMPONENT  
GUARANTEE

2 YR  
UPHOLSTERY  
GUARANTEE

115 KG  
WEIGHT  
TOLERANCE



- Square low table with light beech top and upholstered sides
- Ideal for use with Glacier chairs
- Black plastic feet for stability

	Dimensions	RRP
OF0603 // GLACIER TABLE	D620 W620 H370	£234.00

FR: Med  
Fabric: 100% Man-Made

#### FABRIC FINISHES



# RUBIC

5 YR  
COMPONENT  
GUARANTEE

2 YR  
UPHOLSTERY  
GUARANTEE

115 KG  
WEIGHT  
TOLERANCE

8 H  
HOURS USAGE



- A comfortable and durable waiting room chair
- Deep foam seat and back with black metal legs
- Overall dimensions: D670 W520 H800

	Seat Dimensions	Back Dimensions	RRP
OF0307 // RUBIC CHAIR	D550 W530 H430	W530 H390	£336.00

#### Unlimited Fabric

Please call for pricing

FR: Med  
Fabric: 100% Man-Made

#### STOCKED FABRIC FINISHES



#### MADE TO ORDER FINISH



FOR  
CONTRACT  
TABLES  
SEE PAGE  
246

5YR  
COMPONENT  
GUARANTEE

MADE  
TO  
ORDER

# CONTRACT STOOLS



HIGH STOOL WITH WIRE FOOTREST

		Dimensions			RRP
		W	D	H	
CH2687PUN	Plain Top	390	390	830	£517.00
CH2687BTNUN	Button Top	390	390	830	£559.00

HIGH STOOL WITH TUBE FOOTREST

		Dimensions			RRP
		W	D	H	
CH2688PUN	Plain Top	390	390	830	£528.00
CH2688BTNUN	Button Top	390	390	830	£571.00



LOW STOOL WITH CUT-OUT

		Dimensions			RRP
		W	D	H	
CH2686PUN	Plain Top	390	390	500	£440.00
CH2686BTNUN	Button Top	390	390	500	£484.00

FR: Med  
Fabric: 100% Man-Made

FABRIC FINISH



FRAME FINISHES

WHITE	SILVER	BLACK
WH	SV	BK



# COFFEE TABLES



- Great for reception, or breakout spaces



- Ideal for reception areas

## VENTI COFFEE TABLE

	Dimensions			RRP
	W	D	H	
VCT80	800	800	350	£724.00
VCT12	1200	1200	350	£924.00

## ICEBERG TABLE

		Dimensions			RRP
		W	D	H	
OF0303	Square	650	650	425	£215.00
OF0302	Rectangular	1050	650	425	£263.00

### MADE TO ORDER TOP FINISHES

ANTHRACITE	BLACK	ELLMAU BEECH	GREY NEBRASKA OAK	GREY	BLACK
ANT	BK	B	GNO	GRY	BK
SORANO OAK	NATURAL NEBRASKA OAK	WHITE			
SO	NNO	WHT			

### FRAME FINISH

BLACK
BK

### FINISH

BEECH
BE



- FR: Low
- Material: Wood veneer or lacquer

## ASTRAL LOW

	Dimensions			RRP
	W	D	H	
CH2677	600	600	425	£289.00

### TOP FINISHES // FRAME FINISH

BEECH	DARK WALNUT	WHITE		CHROME
BE	DW	WH		CR



## TRIPOD COFFEE TABLE

	Dimensions			RRP
	W	D	H	
CH2670	500	500	400	£203.00
CH2671	500	500	440	£212.00
CH2672	750	750	520	£302.00

### FINISH

WHITE
WH

# AZTEC COLLECTION

// 10

Do you have an office that doesn't meet your needs? Revitalise your office space with this incredible, broad range of wooden furniture in seven modern colour finishes.



# CONTENTS

## SECTION GUIDE



### BENCH

Page 120 - 123



### HEIGHT ADJUSTABLE DESKS

Page 124 - 125



### GOAL POST LEG

Page 126



### UPRIGHT LEG

Page 128 - 131



### PANEL

Page 132 - 135



### PEDESTALS & FILING

Page 136 - 137



### WOODEN BOOKCASES & CUPBOARDS

Page 138 - 140



### TAMBOURS

Page 141



### TILTING & FOLDING TABLES

Page 142-145



### MULTIPURPOSE TABLES

Page 146

## FINISHES

### TOP FINISHES

BEECH	NOVA OAK	GREY OAK	DARK WALNUT	MAPLE	WHITE	BLACK
BE	NO	GO	DW	MA	WH	BK

### FRAME FINISHES

WHITE	BLACK	SILVER
WH	BK	SV

\*Some finishes may be made to order, please check product page for more information

## ABOUT AZTEC COLLECTION

The Aztec collection is our most extensive range of desking and storage, designed to bring a breath of fresh air to your workspace. Designed to be the inspiration for you to create your own office masterpiece, choose from a wide range of leg styles, desktop styles, and finishes. Everything you need to fit out an office with furniture is right here.

- Desktop thickness 25mm
- Supplied with metal to metal fixings
- Available in 7 wood finishes
- Available in 3 leg finishes
- 5 year warranty

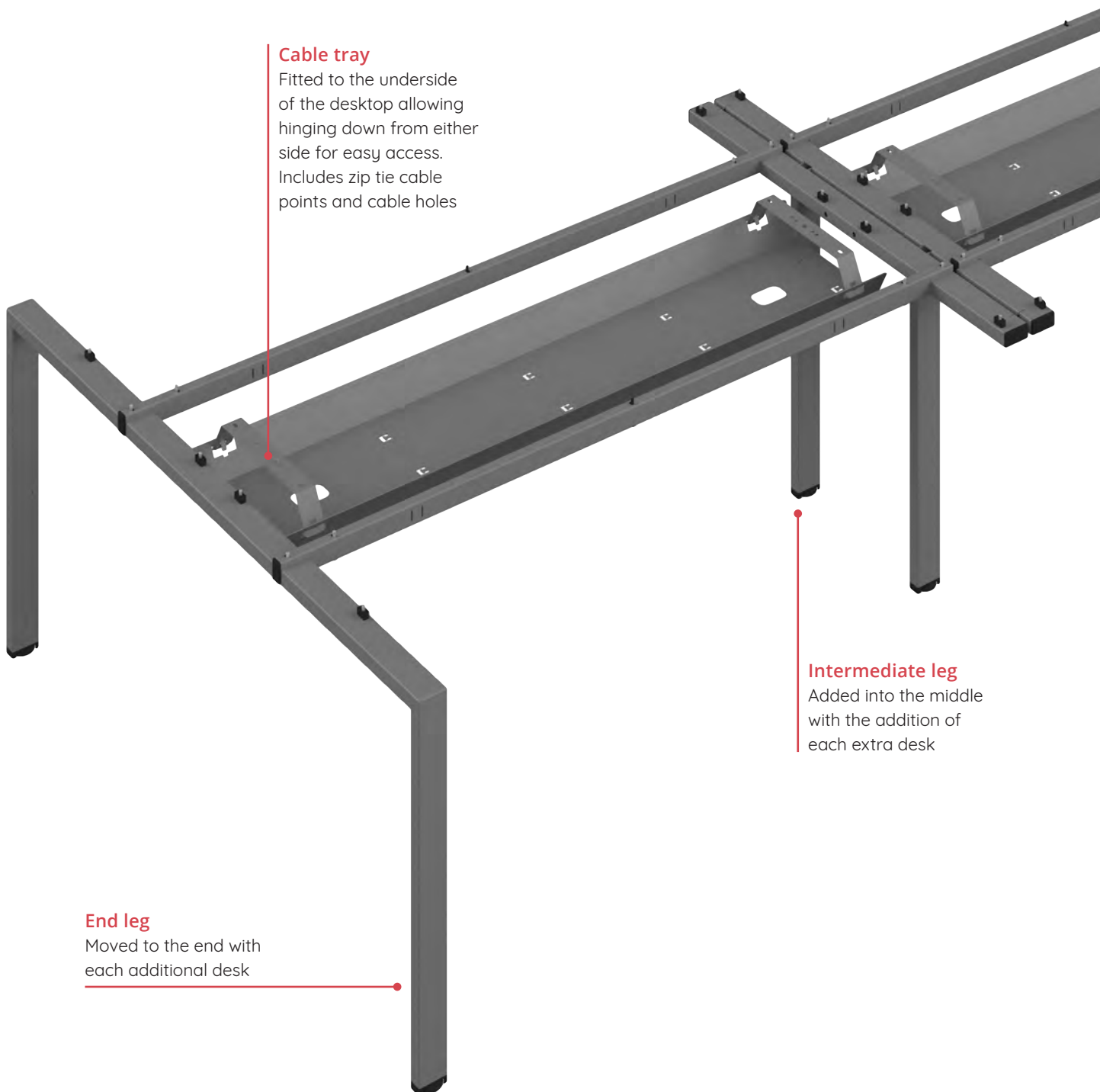


# BENCH EXPLANATION

Bench is a speedy and straightforward system to assemble, using a minimum number of tools. Bench uses laser-cut rails and end legs to allow interference fit 'splicing' of the two parts together, offering unrivalled strength and lateral stability. Fitting of the tops is the final part of this connection, effectively laminating the entire structure together.

Clever 'hinge down' cable trays can be added by merely bolting the cable tray brackets to the tops. Mass cable risers are available to add to the intermediate legs to enable running cables up from the floor by simply bolting in the hook and clipping in place.


Lastly, screens are fitted using 'metal-to-metal' connection by bolting the screen brackets to the legs and then sliding the screens onto the bracket. This connection then offers rigid screen fixing for the ability to mount monitor arms or other accessories as required. For more detail, please see the three simple steps below:



**Cable tray**  
Fitted to the underside of the desktop allowing hinging down from either side for easy access. Includes zip tie cable points and cable holes

**Intermediate leg**  
Added into the middle with the addition of each extra desk

**End leg**  
Moved to the end with each additional desk



### Screens

Metal to metal connection allowing rigid connection for unrivalled strength

### Desktop

Available in 6 finishes and 3 widths

### Cable management riser

Can be added into intermediate leg to help control cables

### STEP 1

Slot cross rails into the end legs; noting orientation and ensuring full engagement. Secure cross rails to end legs using the M6 x 15mm connector bolts on the underside.

Slot cross rails into the intermediate leg or end leg (depending upon starter or extension); ensure full engagement prior to the next step.

Secure cross rails to the intermediate leg using M6 x 15mm connector bolts on underside. Insert end caps into open ends of cross rails. Insert desktop spacers into holes provided on legs.

Locate desktops and secure in place using the M6 x 55mm connector bolts making sure they pass through the desktop spacers, therefore, completing the frame.

### STEP 2

Cable trays first need hanging brackets breaking off each end of the tray. These brackets can then be screwed directly to the pre-inserted positions on the underside of the desktops. The tray then simply hooks in place.

To fit the cable riser, bolt the hook to the underside of the intermediate leg and then hook the side panel in place. Finally, feed cables into position, hook in the opposing panel to enclose the leg.

### STEP 3

Fix the end leg brackets with M8 bolts provided, to the end legs. Then fix the intermediate brackets with the M8 bolts provided to the intermediate leg, then simply slot the screens in place.

The screens can then be linked in-line with the integrated link strips supplied within each screen. Simply remove the upper or lower caps, discard one of the strips and use the remaining link strip by fitting on the centre line of the two screens, thus creating the link. To finish, re-fit the caps in place.

5 YR  
COMPONENT  
GUARANTEE

25MM  
TOP  
THICKNESS

# BACK TO BACK BENCH



## 2 PERSON EXTENSION

Cut-out Option	Cable Port Option	Dimensions			RRP
		W	D	H	
CB1280CO/2PX	CB1280CP/2PX	1200	1600	740	£608.00
CB1480CO/2PX	CB1480CP/2PX	1400	1600	740	£639.00
CB1680CO/2PX	CB1680CP/2PX	1600	1600	740	£690.00

## D-END

	Dimensions			RRP
	W	D	H	
CB1660DE	1600	600	740	£340.00

- D-end brackets included as standard and only fits a 2 person unit
- // **NOTE:** D-end made to order only

### STOCKED TOP FINISHES // FRAME FINISHES

BEECH	NOVA OAK	GREY OAK	WHITE	//	WHITE	SILVER
BE	NO	GO	WH		WH	SV

### MADE TO ORDER TOP FINISHES // FRAME FINISH

DARK WALNUT	MAPLE	//	BLACK
DW	MA		BK





CABLE PORT



CUT-OUT



## 2 PERSON

Cut-out Option	Cable Port Option	Dimensions			RRP
		W	D	H	
CB1280CO/2P	CB1280CP/2P	1200	1600	740	£726.00
CB1480CO/2P	CB1480CP/2P	1400	1600	740	£757.00
CB1680CO/2P	CB1680CP/2P	1600	1600	740	£808.00

## 4 PERSON

Cut-out Option	Cable Port Option	Dimensions			RRP
		W	D	H	
CB1280CO/4P	CB1280CP/4P	2400	1600	740	£1,331.00
CB1480CO/4P	CB1480CP/4P	2800	1600	740	£1,394.00
CB1680CO/4P	CB1680CP/4P	3200	1600	740	£1,496.00

- Modular bench desking range, ideal for modern offices with scope to expand
- Horizontal and vertical cable management options available
- Black frame, dark walnut and maple tops are made to order - contact sales for lead time

FOR  
BENCH  
ACCESSORIES  
SEE PAGES  
123



5 YR  
COMPONENT  
GUARANTEE

25MM  
TOP  
THICKNESS

# SINGLE BENCH



## 1 PERSON

Cut-out Option	Cable Port Option	Dimensions			RRP
		W	D	H	
CB1280CO/1P	CB1280CP/1P	1200	800	740	£452.00
CB1480CO/1P	CB1480CP/1P	1400	800	740	£467.00
CB1680CO/1P	CB1680CP/1P	1600	800	740	£493.00

## 2 PERSON

Cut-out Option	Cable Port Option	Dimensions			RRP
		W	D	H	
CB1280CO/2SP	CB1280CP/2SP	2400	800	740	£788.00
CB1480CO/2SP	CB1480CP/2SP	2800	800	740	£820.00
CB1680CO/2SP	CB1680CP/2SP	3200	800	740	£871.00

### STOCKED TOP FINISHES // FRAME FINISHES

BEECH	NOVA OAK	GREY OAK	WHITE	WHITE	SILVER
BE	NO	GO	WH	WH	SV

### MADE TO ORDER TOP FINISHES // FRAME FINISH

DARK WALNUT	MAPLE	BLACK
DW	MA	BK






- Modular bench desking range, ideal for modern offices with scope to expand
- Horizontal and vertical cable management options available
- Black frame, dark walnut and maple tops are made to order - contact sales for lead time

### SINGLE EXTENSION

Cut-out Option	Cable Port Option	Dimensions			RRP
		W	D	H	
CB1280CO/1PX	CB1280CP/1PX	1200	800	740	£339.00
CB1480CO/1PX	CB1480CP/1PX	1400	800	740	£354.00
CB1680CO/1PX	CB1680CP/1PX	1600	800	740	£379.00


## BENCH ACCESSORIES

**5**YR  
COMPONENT  
GUARANTEE




### SINGLE CABLE TRAY 1100W

	Dimensions			RRP
	W	D	H	
TCB1000SCT	1050	160	55	£59.00



### DOUBLE CABLE TRAY 1200-1500

	Dimensions			RRP
	W	D	H	
TCB1215DCT	1050	250	80	£86.00



### DOUBLE CABLE TRAY 1600-1800

	Dimensions			RRP
	W	D	H	
TCB1618DCT	1450	250	80	£148.00



### INTERMEDIATE LEG MASS CABLE RISER

	Dimensions			RRP
	W	D	H	
TCBINTMCR	40	395	505	£146.00

#### MADE TO ORDER FINISHES

WHITE	BLACK	SILVER
WH	BK	SV



5 YR  
COMPONENT  
GUARANTEE

25MM  
TOP  
THICKNESS

# BACK TO BACK HEIGHT ADJUSTABLE



- Allows two users to work independantly on the same workspace
- Use of standing desks increase blood flow and improve overall health
- Preset your four optimum working heights using the built-in memory and digital display
- Twin motor
- Anti-collision
- Adjustable feet for levelling
- Featuring an adjustment range of 645-1305mm in height
- Dark walnut and maple tops are made to order - contact sales for lead time

	Dimensions			RRP
	W	D	H	
ECBB1280CP	1200	800	645 - 1305	£2,031.00
ECBB1480CP	1400	800	645 - 1305	£2,133.00
ECBB1680CP	1600	800	645 - 1305	£2,235.00
ECBB1880CP	1800	800	645 - 1305	£2,337.00

### STOCKED TOP FINISHES // FRAME FINISHES

BEECH	NOVA OAK	GREY OAK	WHITE	//	WHITE	SILVER
BE	NO	GO	WH		WH	SV

### MADE TO ORDER TOP FINISHES

DARK WALNUT	MAPLE
DW	MA

# TWIN HEIGHT ADJUSTABLE

5 YR  
COMPONENT  
GUARANTEE

25MM  
TOP  
THICKNESS



- The twin height adjustable desk boasts an attractive, clean style with economy in mind
- Use of standing desks increase blood flow and improve overall health
- Preset your four optimum working heights using the built-in memory and digital display
- Twin motor
- Anti-collision
- Adjustable feet for levelling
- Featuring an adjustment range of 645-1305mm in height
- Dark walnut and maple tops are made to order - contact sales for lead time

	Dimensions			RRP
	W	D	H	
ECSS1280CP	1200	800	645 - 1305	£816.00
ECSS1480CP	1400	800	645 - 1305	£846.00
ECSS1680CP	1600	800	645 - 1305	£875.00
ECSS1880CP	1800	800	645 - 1305	£905.00

### STOCKED TOP FINISHES // FRAME FINISHES

BEECH	NOVA OAK	GREY OAK	WHITE	//	WHITE	SILVER
BE	NO	GO	WH		WH	SV

### MADE TO ORDER TOP FINISHES

DARK WALNUT	MAPLE
DW	MA

# SINGLE MOTOR HEIGHT ADJUSTABLE



	Dimensions			RRP
	W	D	H	
ECSM1280CP	1200	800	730-1220	£571.00
ECSM1480CP	1400	800	730-1220	£582.00

- Allows users to easily switch between sitting and standing positions with ease
- Promotes and encourages wellbeing
- Adapt the desk to users' preferences and ergonomic needs

## STOCKED TOP FINISHES // FRAME FINISHES

BEECH	NOVA OAK	GREY OAK	DARK WALNUT	WHITE	BLACK	//	WHITE	BLACK	SILVER
BE	NO	GO	DW	WH	BK		WH	BK	SV

## MADE TO ORDER TOP FINISH

MAPLE
MA





5 YR  
COMPONENT  
GUARANTEE

25MM  
TOP  
THICKNESS

# GOALPOST LEG



## 600 DEEP RECTANGULAR DESK

	Dimensions			RRP
	W	D	H	
GP1060REC	1000	600	730	£282.00
GP1260REC	1200	600	730	£312.00
GP1460REC	1400	600	730	£345.00

## 800 DEEP RECTANGULAR DESK

	Dimensions			RRP
	W	D	H	
GP1280REC	1200	800	730	£350.00
GP1480REC	1400	800	730	£378.00
GP1680REC	1600	800	730	£405.00
GP1880REC	1800	800	730	£436.00







- Ultra modern goalpost leg with modesty panel
- Dark walnut and maple tops are made to order - contact sales for lead time
- Bespoke screen bracket required, contact sales for more details.

FOR  
DESK  
SCREENS  
SEE PAGES  
170 - 174

### RECTANGULAR DESK WITH RETURN

		Dimensions				RRP
		W	D	H	D2	
GP1680LHRET	L/H	1600	800	730	1800	£569.00
GP1680RHRET	R/H	1600	800	730	1800	£569.00
GP1880LHRET	L/H	1800	800	730	1800	£596.00
GP1880RHRET	R/H	1800	800	730	1800	£596.00

#### STOCKED TOP FINISHES // FRAME FINISHES

BEECH	NOVA OAK	GREY OAK	WHITE	//	WHITE	SILVER
BE	NO	GO	WH		WH	SV

#### MADE TO ORDER TOP FINISHES

DARK WALNUT	MAPLE
DW	MA



5 YR  
COMPONENT  
GUARANTEE

25MM  
TOP  
THICKNESS

# TWIN UPRIGHT LEG



## 600 DEEP RECTANGULAR DESK

	Dimensions			RRP
	W	D	H	
TWU8060REC	800	600	730	£280.00
TWU1260REC	1200	600	730	£330.00
TWU1460REC	1400	600	730	£367.00
TWU1660REC	1600	600	730	£385.00
TWU1860REC	1800	600	730	£418.00

## 800 DEEP RECTANGULAR DESK

	Dimensions			RRP
	W	D	H	
TWU8080REC	800	800	730	£280.00
TWU1280REC	1200	800	730	£330.00
TWU1480REC	1400	800	730	£367.00
TWU1680REC	1600	800	730	£385.00
TWU1880REC	1800	800	730	£418.00

### STOCKED TOP FINISHES // FRAME FINISHES

BEECH	NOVA OAK	GREY OAK	DARK WALNUT	WHITE	BLACK
BE	NO	GO	DW	WH	BK



WHITE	BLACK	SILVER
WH	BK	SV

### MADE TO ORDER TOP FINISH

MAPLE
MA







## RADIAL DESK

		Dimensions				RRP
		W	D	H	D <sup>2</sup>	
TWU1612(*)RAD	L/H & R/H	1600	1200	730	800	£467.00
TWU1812(*)RAD	L/H & R/H	1800	1200	730	800	£544.00

## FIXED PEDESTALS

		Dimensions			RRP
		W	D	H	
TESHP2/655	2 Drawer	404	655	500	£239.00
TESHP3/655	3 Drawer	404	655	500	£239.00

\* Please specify LH or RH in code, e.g TWU1612LHRAD for left hand desk

// NOTE: Fixed pedestals only fit the 800 deep desks

- A cost-effective workstation range with white, black or silver cantilever legs and a range of wooden desktop finishes
- Grey cable ports supplied as standard for all top finishes apart from black which has black cable ports
- Adjustable feet for levelling on uneven floors
- Maple tops are made to order - contact sales for lead time

FOR  
DESK  
SCREENS  
SEE PAGES  
170 - 175

FOR  
MATCHING  
STORAGE  
SEE PAGES  
136 - 141





5 YR  
COMPONENT  
GUARANTEE

25MM  
TOP  
THICKNESS

# SINGLE UPRIGHT LEG



## 600 DEEP RECTANGULAR DESK

	Dimensions			RRP
	W	D	H	
SU8060REC	800	600	730	£280.00
SU1260REC	1200	600	730	£330.00
SU1460REC	1400	600	730	£367.00
SU1660REC	1600	600	730	£385.00
SU1860REC	1800	600	730	£418.00

## 800 DEEP RECTANGULAR DESK

	Dimensions			RRP
	W	D	H	
SU8080REC	800	800	730	£280.00
SU1280REC	1200	800	730	£330.00
SU1480REC	1400	800	730	£367.00
SU1680REC	1600	800	730	£385.00
SU1880REC	1800	800	730	£418.00

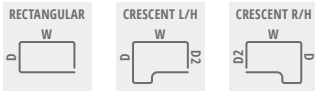
### STOCKED TOP FINISHES // FRAME FINISHES

BEECH	NOVA OAK	GREY OAK	DARK WALNUT	WHITE	BLACK	//	WHITE	BLACK	SILVER
BE	NO	GO	DW	WH	BK		WH	BK	SV

### MADE TO ORDER TOP FINISH

MAPLE
MA





### RADIAL DESK

		Dimensions				RRP
		W	D	H	D <sup>2</sup>	
SU1612(*)RAD	L/H & R/H	1600	1200	730	800	£467.00
SU1812(*)RAD	L/H & R/H	1800	1200	730	800	£544.00

### FIXED PEDESTALS

		Dimensions			RRP
		W	D	H	
TESHP2	2 Drawer	450	540	540	£230.00
TESHP3	3 Drawer	450	540	540	£230.00

\* Please specify LH or RH in code, e.g SU1612LHRAD for left hand desk

// NOTE: Fixed pedestals only fit the 800 deep desks

- Modern cantilever leg desk available in white, black and silver legs
- Grey cable ports supplied as standard for all top finishes apart from black which has black cable ports
- Adjustable feet for levelling on uneven floors
- Modesty panels included
- Maple tops are made to order - contact sales for lead time

FOR  
DESK  
SCREENS  
SEE PAGES  
170 - 175

FOR  
MATCHING  
STORAGE  
SEE PAGES  
136 - 141





5 YR  
COMPONENT  
GUARANTEE

25MM  
TOP  
THICKNESS

# PANEL PLUS



## 600 DEEP RECTANGULAR DESK

	Dimensions			RRP
	W	D	H	
PAN8060REC	800	600	730	£280.00
PAN1260REC	1200	600	730	£330.00
PAN1460REC	1400	600	730	£367.00
PAN1660REC	1600	600	730	£385.00
PAN1860REC	1800	600	730	£418.00

## 800 DEEP RECTANGULAR DESK

	Dimensions			RRP
	W	D	H	
PAN8080REC	800	800	730	£280.00
PAN1280REC	1200	800	730	£330.00
PAN1480REC	1400	800	730	£367.00
PAN1680REC	1600	800	730	£385.00
PAN1880REC	1800	800	730	£418.00

### STOCKED TOP FINISHES

BEECH	NOVA OAK	GREY OAK	DARK WALNUT
BE	NO	GO	DW

### MADE TO ORDER TOP FINISH

MAPLE
MA







### RADIAL DESK

		Dimensions				RRP
		W	D	H	D <sup>2</sup>	
PAN1612(*)RAD	L/H & R/H	1600	1200	730	800	£467.00
PAN1812(*)RAD	L/H & R/H	1800	1200	730	800	£544.00

### FIXED PEDESTALS

		Dimensions			RRP
		W	D	H	
TESHP2/655	2 Drawer	404	655	500	£239.00
TESHP3/655	3 Drawer	404	655	500	£239.00

\* Please specify LH or RH in code, e.g PP1612LHRAD for left hand desk

// NOTE: Fixed pedestals only fit the 800 deep desks

- All desks come with white legs and modesty panels
- Contemporary panel desk with integrated grey cable ports
- Metal to metal fixings for added strength
- Adjustable feet for levelling on uneven floors
- Maple tops are made to order - contact sales for lead time

FOR  
DESK  
SCREENS  
SEE PAGES  
170 - 175

FOR  
MATCHING  
STORAGE  
SEE PAGES  
136 - 141



5 YR  
COMPONENT  
GUARANTEE

25MM  
TOP  
THICKNESS

# PANEL LEG



## 600 DEEP RECTANGULAR DESK

	Dimensions			RRP
	W	D	H	
PAN8060REC	800	600	730	£280.00
PAN1260REC	1200	600	730	£330.00
PAN1460REC	1400	600	730	£367.00
PAN1660REC	1600	600	730	£385.00
PAN1860REC	1800	600	730	£418.00

## 800 DEEP RECTANGULAR DESK

	Dimensions			RRP
	W	D	H	
PAN8080REC	800	800	730	£280.00
PAN1280REC	1200	800	730	£330.00
PAN1480REC	1400	800	730	£367.00
PAN1680REC	1600	800	730	£385.00
PAN1880REC	1800	800	730	£418.00

### STOCKED FINISHES

BEECH	NOVA OAK	GREY OAK	DARK WALNUT	WHITE
BE	NO	GO	DW	WH

### MADE TO ORDER FINISH

MAPLE
MA







### RADIAL DESK

		Dimensions				RRP
		W	D	H	D <sup>2</sup>	
PAN1612(*)RAD	L/H & R/H	1600	1200	730	800	£467.00
PAN1812(*)RAD	L/H & R/H	1800	1200	730	800	£544.00

### FIXED PEDESTALS

		Dimensions			RRP
		W	D	H	
TESHP2/655	2 Drawer	404	655	500	£239.00
TESHP3/655	3 Drawer	404	655	500	£239.00

\* Please specify LH or RH in code, e.g PAN1612LHRAD for left hand desk

// NOTE: Fixed pedestals only fit the 800 deep desks

- Contemporary panel desk with integrated grey cable ports
- Metal to metal fixings for strength
- Adjustable feet for levelling on uneven floors
- Maple are made to order - contact sales for lead time

FOR  
DESK  
SCREENS  
SEE PAGES  
170 - 175

FOR  
MATCHING  
STORAGE  
SEE PAGES  
136 - 141





5 YR  
COMPONENT  
GUARANTEE

A4  
SUSPENSION  
FILING

FS  
SUSPENSION  
FILING

# WOODEN PEDESTALS



- Fixed glides
- 100% bottom drawer extension

## UNDER DESK STATIC PEDESTAL

	Dimensions			RRP
	W	D	H	
TESUDP3	404	500	690	£319.00

// NOTE: Stocked in Dark Walnut



- Hidden castors
- 100% bottom drawer extension

## 3 DRAWER HIGH MOBILE PEDESTAL

	Dimensions			RRP
	W	D	H	
TESUHMP3	404	500	636	£308.00



- 100% bottom drawer extension

## 2 DRAWER MOBILE PEDESTAL

	Dimensions			RRP
	W	D	H	
TESMP2	404	500	595	£239.00

// NOTE: Stocked in Dark Walnut



## 3 DRAWER MOBILE PEDESTAL

	Dimensions			RRP
	W	D	H	
TESMP3	404	500	595	£239.00

// NOTE: Does not support A4 or Foolsap filing // Stocked in Dark Walnut



- 100% bottom drawer extension

## 2 DRAWER FIXED PEDESTAL

		Dimensions			RRP
		W	D	H	
TESHP2	only fits SU desks	404	500	495	£230.00
TESHP2/655	only fits PP, PAN & TWU desks	404	655	495	£239.00



## 3 DRAWER FIXED PEDESTAL

		Dimensions			RRP
		W	D	H	
TESHP3	only fits SU desks	404	500	495	£230.00
TESHP3/655	only fits PP, PAN & TWU desks	404	655	495	£239.00

// NOTE: Does not support A4 or Foolsap filing

### STOCKED FINISHES

BEECH	NOVA OAK	GREY OAK	WHITE
BE	NO	GO	WH

### MADE TO ORDER FINISHES

DARK WALNUT	MAPLE
DW	MA

# WOODEN FILING

5YR  
COMPONENT  
GUARANTEE

A4  
SUSPENSION  
FILING

FS  
SUSPENSION  
FILING

ANTI-TILT

100%  
DRAWER  
EXTENSION



DESK HIGH PEDESTAL

	Dimensions			RRP
	W	D	H	
TESDHP3	404	600	730	£294.00
TESDHP3/800	404	800	730	£373.00



HEAVY DUTY SIDE FILER

	Dimensions			RRP
	W	D	H	
TKDH800SF	800	600	730	£551.00

// NOTE: Not for use with bench desking // Stocked in Dark Walnut



2 & 3 DRAWER FILING CABINETS

	Dimensions			RRP
	W	D	H	
TES2FC	464	600	710	£379.00
TES3FC	464	600	1055	£449.00



4 DRAWER FILING CABINET

	Dimensions			RRP
	W	D	H	
TES4FC	464	600	1390	£530.00

# TALOS STEEL PEDESTALS

7YR  
COMPONENT  
GUARANTEE

A4  
SUSPENSION  
FILING

FS  
SUSPENSION  
FILING

LOCKABLE



MOBILE PEDESTAL

	Dimensions			RRP
	W	D	H	
TKUSMP3	380	470	615	£357.00

- Pen tray included with this model
- Fits A4 files side to side and front to back with filing bar
- Fits Foolscap front to back



SLIMLINE MOBILE PEDESTAL

	Dimensions			RRP
	W	D	H	
TKUSSMP3	300	470	615	£335.00

- Pen tray not available with slimline model
- Fits A4 front to back with filing bar
- Fits Foolscap front to back with filing bar

STOCKED FINISHES

WHITE	BLACK	SILVER
WH	BK	SV

5 YR  
COMPONENT  
GUARANTEE

18MM  
SHELVES &  
BACK  
THICKNESS

# WOODEN BOOKCASES



**STOCKED FINISHES**

BEECH	NOVA OAK	GREY OAK	WHITE	DARK WALNUT
BE	NO	GO	WH	DW

**MADE TO ORDER FINISH**

MAPLE
MA

- 18mm one piece MFC back panel
- 25mm top and bottom panels
- Black adjustable feet for levelling
- Fully adjustable shelves



	Shelves	Dimensions			RRP
		W	D	H	
<b>WDS745</b>	1	800	450	730	<b>£241.00</b>
<b>WDS845</b> (Also Not Stocked in Dark Walnut)	1	800	450	800	<b>£248.00</b>
<b>WDS1245</b>	3	800	450	1200	<b>£339.00</b>
<b>WDS1845</b>	4	800	450	1800	<b>£438.00</b>
<b>WDS2045</b>	4	800	450	2000	<b>£458.00</b>



# WOODEN CUPBOARDS

**5 YR**  
COMPONENT  
GUARANTEE

**18MM**  
SHELVES &  
BACK  
THICKNESS



## STOCKED FINISHES

BEECH	NOVA OAK	GREY OAK	WHITE	DARK WALNUT
BE	NO	GO	WH	DW

## MADE TO ORDER FINISH

MAPLE
MA

- 18mm one piece MFC back panel
- 25mm top and bottom panels
- Lockable doors with silver handles
- Black adjustable feet for levelling
- Fully adjustable shelves



	Shelves	Dimensions			RRP
		W	D	H	
<b>WDS745CP</b>	1	800	450	730	<b>£297.00</b>
<b>WDS845CP</b> (Also Not Stocked in Dark Walnut)	1	800	450	800	<b>£321.00</b>
<b>WDS1245CP</b>	3	800	450	1200	<b>£431.00</b>
<b>WDS1845CP</b>	4	800	450	1800	<b>£569.00</b>
<b>WDS2045CP</b>	4	800	450	2000	<b>£601.00</b>

**5** YR  
COMPONENT  
GUARANTEE

**18** MM  
SHELVES  
AND BACK  
THICKNESS

# PANEL PLUS CUPBOARDS



### STOCKED FINISHES

BEECH	NOVA OAK	GREY OAK	WHITE	DARK WALNUT
BE	NO	GO	WH	DW

### MADE TO ORDER FINISH

MAPLE
MA

- 18mm one piece MFC back panel
- 25mm top and bottom panels
- Lockable doors with silver handles
- Black adjustable feet for levelling
- Fully adjustable shelves



	Shelves	Dimensions			RRP
		W	D	H	
<b>WDS745CPWH</b>	1	800	450	730	<b>£297.00</b>
<b>WDS845CPWH</b> (Also Not Stocked in Dark Walnut)	1	800	450	800	<b>£321.00</b>
<b>WDS1245CPWH</b>	3	800	450	1200	<b>£431.00</b>
<b>WDS1845CPWH</b>	4	800	450	1800	<b>£569.00</b>
<b>WDS2045CPWH</b>	4	800	450	2000	<b>£601.00</b>

# WOODEN TAMBOURS

5 YR  
COMPONENT  
GUARANTEE

18MM  
SHELVES  
AND BACK  
THICKNESS



## FRAME FINISHES

BEECH	NOVA OAK	GREY OAK	WHITE	DARK WALNUT
BE	NO	GO	WH	DW

- A smooth action single silver tambour with an inset handle
- The door is lockable for security and supplied with two keys and fully adjustable shelves
- 18mm one piece MFC back panel
- 1.2mm steel shelves thickness
- 25mm top and bottom panels
- Black adjustable feet for levelling
- Fully adjustable shelves



	Dimensions			RRP
	W	D	H	
TK1050ST	1100	495	920	£1,129.00
TK2050ST	1100	495	1920	£1,595.00



5 YR  
COMPONENT  
GUARANTEE

25 MM  
TOP  
THICKNESS

# CASSIS TILTING TABLES



D-END

	Dimensions			RRP
	W	D	H	
OETT1470DEND	1400	700	720	£500.00
OETT1680DEND	1600	800	720	£532.00



TRAPEZOIDAL

	Dimensions			RRP
	W	D	H	
OETT1680TRAP	1600	800	720	£514.00

• Only order with 800 depth Rectangular



RECTANGULAR

	Dimensions			RRP
	W	D	H	
OETT1270	1200	700	720	£483.00
OETT1280	1200	800	720	£494.00
OETT1470	1400	700	720	£498.00
OETT1480	1400	800	720	£513.00
OETT1670	1600	700	720	£514.00
OETT1680	1600	800	720	£531.00

STOCKED TOP FINISHES // FRAME FINISH

BEECH	NOVA OAK	GREY OAK	WHITE	//	SILVER
BE	NO	GO	WH		SV

MADE TO ORDER TOP FINISHES

DARK WALNUT	MAPLE
DW	MA

- A mobile table with manual adjustment thumb wheels to tilt top
- Available with a silver frame
- Can be stacked or nested
- Ideal for multi-functional rooms where space is at a premium
- Lockable castors
- Dark walnut and maple tops are made to order - contact sales for lead time



5 YR  
COMPONENT  
GUARANTEE

25MM  
TOP  
THICKNESS

# CANNES TILTING TABLES



D-END

	Dimensions			RRP
	W	D	H	
OTT1470DEND	1400	700	720	£709.00
OTT1680DEND	1600	800	720	£744.00



TRAPEZOIDAL

	Dimensions			RRP
	W	D	H	
OTT1680TRAP	1600	800	720	£723.00



RECTANGULAR

	Dimensions			RRP
	W	D	H	
OTT1270	1200	700	720	£690.00
OTT1280	1200	800	720	£690.00
OTT1470	1400	700	720	£711.00
OTT1480	1400	800	720	£711.00
OTT1670	1600	700	720	£733.00
OTT1680	1600	800	720	£733.00


- A mobile table with a user friendly quick release bar to tilt top
  - Available with a silver frame
  - Can be stacked or nested
  - Ideal for multi-functional rooms where space is at a premium
  - Lockable castors
- // **NOTE:** Dark walnut and maple tops are made to order - contact sales for lead time

STOCKED TOP FINISHES // FRAME FINISH

BEECH	NOVA OAK	GREY OAK	WHITE	//	SILVER
BE	NO	GO	WH		SV

MADE TO ORDER TOP FINISHES

DARK WALNUT	MAPLE
DW	MA



## UNDER DESK LINKING



	RRP
UDLM Use with tilting & economy tilting tables	£24.00



5 YR  
COMPONENT  
GUARANTEE

25MM  
TOP  
THICKNESS

# UNION FOLDING TABLES



RECTANGULAR

	Dimensions			RRP	
	W	D	H	Silver	Chrome
OUFT1270	1200	700	725	£333.00	£350.00
OUFT1280	1200	800	725	£345.00	£361.00
OUFT1470	1400	700	725	£348.00	£365.00
OUFT1480	1400	800	725	£363.00	£378.00
OUFT1670	1600	700	725	£364.00	£379.00
OUFT1680	1600	800	725	£380.00	£395.00



TRAPEZOIDAL

	Dimensions			RRP	
	W	D	H	Silver	Chrome
OUFT1680TRAP	1600	800	725	£364.00	£378.00







- Fold flat legs for easy storage
- Chrome and silver leg options
- Legs wood screwed directly into desktop
- Ideal for multi-functional rooms where space is at a premium
- Dark walnut and maple tops are made to order - contact sales for lead time

## D-END

	Dimensions			RRP	
	W	D	H	Silver	Chrome
OUFT1680DEND	1600	800	725	£382.00	£398.00

### STOCKED TOP FINISHES // FRAME FINISHES

BEECH	NOVA OAK	GREY OAK	WHITE	//	SILVER	CHROME
BE	NO	GO	WH		SV	CR

### MADE TO ORDER TOP FINISHES

DARK WALNUT	MAPLE
DW	MA



5 YR  
COMPONENT  
GUARANTEE

18<sup>MM</sup>  
TOP  
THICKNESS

# MULTIPURPOSE TABLES



## RECTANGULAR TABLE

	Dimensions			RRP
	W	D	H	
OMPT1280REC	1200	800	730	£215.00
OMPT1680REC	1600	800	730	£218.00
OMPT1880REC	1800	800	730	£239.00

## SEMI-CIRCULAR TABLE

	Dimensions			RRP
	W	D	H	
OMPT1680SEMI	1600	800	730	£288.00







- A range of tables in three different shapes to enable you to make the best use of your space
- Flatpack frame construction
- Ideal for constructing meeting or boardroom tables of different shapes
- Dark walnut and maple tops are made to order - contact sales for lead time

## TRAPEZOIDAL TABLE

	Dimensions			RRP
	W	D	H	
OMPT1680TRAP	1600	692	730	£337.00

### STOCKED TOP FINISHES // FRAME FINISH

BEECH	NOVA OAK	GREY OAK	WHITE	//	SILVER
BE	NO	GO	WH		SV

### MADE TO ORDER TOP FINISHES

DARK WALNUT	MAPLE
DW	MA





# CORE COLLECTION

//11

Want to refresh your workspace without breaking the bank? Our CORE furniture collection features a variety of stylish and practical office furniture that can improve any workspace in four contemporary colour finishes.



# CONTENTS



**SINGLE UPRIGHT CANTILEVER LEG**

Page 150



**DOUBLE UPRIGHT CANTILEVER LEG**

Page 152



**SINGLE MOTOR HEIGHT ADJUSTABLE**

Page 154



**TWIN MOTOR HEIGHT ADJUSTABLE**

Page 154



**MULTIPURPOSE TABLES**

Page 155



**STORAGE**

Page 156



**BOOKCASES**

Page 157



**CUPBOARDS**

Page 157

## FINISHES

### TOP FINISHES

NORWEGIAN BEECH	CANADIAN OAK	ALASKAN GREY OAK	ARCTIC WHITE
BCH	OK	GOAK	WHT

### FRAME/STEEL FINISHES

WHITE	SILVER
WH	SV

\*Some finishes may be made to order, please check product page for more information

## ABOUT CORE COLLECTION

Introducing our Core furniture collection; a thoughtfully curated range of contemporary furniture, designed to transform spaces with style and durability in mind. Without compromising on quality, this range offers affordable furniture in 4 fresh and exciting new finishes that are certain to liven up any workspace.

- Desktop thickness 25mm
- Supplied with metal to metal fixings
- Available in 4 wood finishes
- Available in 2 leg finishes
- 5 year warranty



5 YR  
COMPONENT  
GUARANTEE

25MM  
TOP  
THICKNESS

# SINGLE UPRIGHT CANTILEVER LEG



## 600 DEEP RECTANGULAR DESK

	Dimensions			RRP
	W	D	H	
CORE1260SU	1200	600	730	£280.00
CORE1460SU	1400	600	730	£300.00
CORE1660SU	1600	600	730	£330.00
CORE1860SU	1800	600	730	£320.00

## 800 DEEP RECTANGULAR DESK

	Dimensions			RRP
	W	D	H	
CORE1280SU	1200	800	730	£285.00
CORE1480SU	1400	800	730	£305.00
CORE1680SU	1600	800	730	£335.00
CORE1880SU	1800	800	730	£325.00







FOR  
MATCHING  
STORAGE  
PAGE  
156 - 157

## RADIAL DESK

		Dimensions				RRP
		W	D	H	D <sup>2</sup>	
CORE1612LHSU	L/H	1600	1200	730	800	£395.00
CORE1612RHSU	R/H	1600	1200	730	800	£395.00
CORE1812LHSU	L/H	1800	1200	730	800	£435.00
CORE1812RHSU	R/H	1800	1200	730	800	£435.00

- Available in four MFC wood finishes
- Available in two frame finishes
- 80mm cable ports fitted as standard
- 25mm thick desktop

### STOCKED TOP FINISHES // FRAME FINISHES

NORWEGIAN BEECH	CANADIAN OAK	ALASKAN GREY OAK	ARCTIC WHITE	//	WHITE	SILVER
BCH	OK	GOAK	WHT	//	WH	SV



5 YR  
COMPONENT  
GUARANTEE

25MM  
TOP  
THICKNESS

# DOUBLE UPRIGHT CANTILEVER LEG



## 600 DEEP RECTANGULAR DESK

	Dimensions			RRP
	W	D	H	
CORE1260DU	1200	600	730	£280.00
CORE1460DU	1400	600	730	£300.00
CORE1660DU	1600	600	730	£330.00
CORE1860DU	1800	600	730	£340.00

## 800 DEEP RECTANGULAR DESK

	Dimensions			RRP
	W	D	H	
CORE1280DU	1200	800	730	£285.00
CORE1480DU	1400	800	730	£305.00
CORE1680DU	1600	800	730	£335.00
CORE1880DU	1800	800	730	£325.00







FOR  
MATCHING  
STORAGE  
PAGE  
156 - 157

## RADIAL DESK

		Dimensions				RRP
		W	D	H	D²	
CORE1612LH DU	L/H	1600	1200	730	800	£395.00
CORE1612RH DU	R/H	1600	1200	730	800	£395.00
CORE1812LH DU	L/H	1800	1200	730	800	£435.00
CORE1812RH DU	R/H	1800	1200	730	800	£435.00

- Available in four MFC wood finishes
- Available in two frame finishes
- 80mm cable ports fitted as standard
- 25mm thick desktop

### STOCKED TOP FINISHES // FRAME FINISHES

NORWEGIAN BEECH	CANADIAN OAK	ALASKAN GREY OAK	ARCTIC WHITE	//	WHITE	SILVER
BCH	OK	GOAK	WHT	//	WH	SV





5 YR  
COMPONENT  
GUARANTEE

25 MM  
TOP  
THICKNESS

SELF  
ASSEMBLY

# SINGLE MOTOR HEIGHT ADJUSTABLE



- Available in four MFC wood finishes
- Available in two frame finishes
- 25mm thick desktop

	Dimensions			RRP
	W	D	H	
CORESM1280CP	1200	800	730-1200	£525.00
CORESM1480CP	1400	800	730-1200	£535.00

STOCKED TOP FINISHES // FRAME FINISHES

NORWEGIAN BEECH	CANADIAN OAK	ALASKAN GREY OAK	ARCTIC WHITE	WHITE	BLACK
BCH	OK	GOAK	WHT	WH	BK

# TWIN MOTOR HEIGHT ADJUSTABLE

5 YR  
COMPONENT  
GUARANTEE

25 MM  
TOP  
THICKNESS

SELF  
ASSEMBLY



- Available in four MFC wood finishes
- Available in three frame finishes
- 25mm thick desktop

	Dimensions			RRP
	W	D	H	
CORED1280CP	1200	800	1645-1305	£725.00
CORED1480CP	1400	800	1645-1305	£754.00
CORED1680CP	1600	800	1645-1305	£782.00
CORED1880CP	1800	800	1645-1305	£811.00

STOCKED TOP FINISHES // FRAME FINISHES

NORWEGIAN BEECH	CANADIAN OAK	ALASKAN GREY OAK	ARCTIC WHITE	WHITE	BLACK	SILVER
BCH	OK	GOAK	WHT	WH	BK	SV

# MULTIPURPOSE TABLES

5 YR  
COMPONENT  
GUARANTEE

25 MM  
TOP  
THICKNESS

SELF  
ASSEMBLY



	Dimensions			RRP
	W	D	H	
CORE1260MPT	1200	600	730	£175.00
CORE1660MPT	1600	600	730	£189.00
CORE1280MPT	1200	800	730	£178.00
CORE1680MPT	1600	800	730	£192.00

- Available in four MFC wood finishes
- Available in one frame finishes
- 25mm thick desktop

#### STOCKED TOP FINISHES // FRAME FINISH

NORWEGIAN BEECH	CANADIAN OAK	ALASKAN GREY OAK	ARCTIC WHITE	//	SILVER
BCH	OK	GOAK	WHT		SV



5 YR  
COMPONENT  
GUARANTEE

LOCKABLE

SELF  
ASSEMBLY

# STORAGE



- Available in four MFC wood finishes
- Lockable drawers for keeping confidential files safe
- Fits A4 and foolscap files

## 2 DRAWER UNDER DESK MOBILE PEDESTAL

	Dimensions			RRP
	W	D	H	
COREUDM2	400	500	590	£205.00



- Available in four MFC wood finishes
- Lockable drawers for keeping confidential files safe

## 3 DRAWER UNDER DESK MOBILE PEDESTAL

	Dimensions			RRP
	W	D	H	
COREUDM3	400	500	590	£205.00



- Available in four MFC wood finishes
- Lockable drawers for keeping confidential files safe
- Fits A4 and foolscap files

## 600 DEPTH DESK HIGH PEDESTAL

	Dimensions			RRP
	W	D	H	
CORED3600	400	600	730	£250.00



- Available in four MFC wood finishes
- Lockable drawers for keeping confidential files safe
- Fits A4 and foolscap files

## 800 DEPTH DESK HIGH PEDESTAL

	Dimensions			RRP
	W	D	H	
CORED3800	400	800	730	£290.00



- Available in four MFC wood finishes
- Lockable drawers for keeping confidential files safe
- Fits A4 and foolscap files

## FILING CABINET

	Drawers	Dimensions			RRP
		W	D	H	
CORE2FC		460	600	707	£283.00
CORE4FC		460	600	1358	£435.00



- Available in 3 steel finishes
- Lockable drawers for keeping confidential files safe
- Fits A4 and foolscap files

## MOBILE UNDER DESK STEEL PEDESTAL

	Dimensions			RRP
	W	D	H	
COREUSMP3	390	524	597	£240.00

### MFC WOOD FINISHES

NORWEGIAN BEECH	CANADIAN OAK	ALASKAN GREY OAK	ARCTIC WHITE
BCH	OK	GOAK	WHT

### STEEL FINISHES

WHITE	BLACK	SILVER
WH	BK	SV



# BOOKCASES

FOR  
MATCHING  
DESKS  
150 - 155

5 YR  
COMPONENT  
GUARANTEE

SELF  
ASSEMBLY



	Shelves	Dimensions			RRP
		W	D	H	
CORE0730BKC	1	800	400	730	£200.00
CORE0816BKC	1	800	400	816	£217.00
CORE1204BKC	2	800	400	1204	£245.00
CORE1592BKC	3	800	400	1592	£310.00
CORE1980BKC	4	800	400	1980	£395.00

- Available in four MFC wood finishes
- Floating shelves included
- Five different heights to choose from, to suit any space

#### FINISHES

NORWEGIAN BEECH	CANADIAN OAK	ALASKAN GREY OAK	ARCTIC WHITE
BCH	OK	GOAK	WHT

# CUPBOARDS

5 YR  
COMPONENT  
GUARANTEE

LOCKABLE

SELF  
ASSEMBLY



	Shelves	Dimensions			RRP
		W	D	H	
CORE0730CBD	1	800	400	730	£250.00
CORE0816CBD	1	800	400	816	£260.00
CORE1204CBD	2	800	400	1204	£299.00
CORE1592CBD	3	800	400	1592	£380.00
CORE1980CBD	4	800	400	1980	£500.00

- Available in four MFC wood finishes
- Soft close hinges
- Five different heights to choose from, to suit any space

#### FINISHES

NORWEGIAN BEECH	CANADIAN OAK	ALASKAN GREY OAK	ARCTIC WHITE
BCH	OK	GOAK	WHT

# ECO COLLECTION

// 12

Need a classic furniture range at a great price? Eco has everything you need to fit out a traditional office in three colour finishes.



# CONTENTS

## SECTION GUIDE



### SINGLE DESK

Page 160



### SINGLE DESK & 2 DRAWER PEDESTAL

Page 160



### SINGLE DESK & 3 DRAWER PEDESTAL

Page 160



### SINGLE DESK & 2 + 3 DRAWER PEDESTALS

Page 160



### BOOKCASES

Page 161



### CUPBOARD

Page 161

## FINISHES

### STOCKED FINISHES

ELLMAU BEECH	SORANO OAK	WHITE
B	OK	WH

### STOCKED FRAME FINISHES

GRAPHITE
GR

## ABOUT ECO COLLECTION

Our fantastic Eco collection comprises of traditional furniture, designed with practicality in mind. Available with a range of desking and complementary storage, this collection is perfect for any space. Highly customisable, make your workstation exactly how you want it to be with multiple pedestal options.

- Desktop thickness 18mm
- Available in 3 classic wood finishes
- Warranties are five years
- Manufactured in the UK



5 YR  
COMPONENT  
GUARANTEE

18MM  
TOP  
THICKNESS

# ECO DESKING & PEDESTALS



## SINGLE DESK

	Dimensions			RRP
	W	D	H	
EF1275REC	1200	750	725	£280.00
EF1575REC	1500	750	725	£310.00
EF1875REC	1800	750	725	£327.00

## SINGLE DESK & 2 DRAWER PEDESTAL

	Dimensions			RRP
	W	D	H	
EF1275REC2DP	1200	750	725	£403.00
EF1575REC2DP	1500	750	725	£433.00
EF1875REC2DP	1800	750	725	£449.00



## SINGLE DESK & 3 DRAWER PEDESTAL

	Dimensions			RRP
	W	D	H	
EF1275REC3DP	1200	750	725	£403.00
EF1575REC3DP	1500	750	725	£433.00
EF1875REC3DP	1800	750	725	£449.00

## SINGLE DESK & 2 + 3 DRAWER PEDESTALS

	Dimensions			RRP
	W	D	H	
EF1575REC5DP	1500	750	725	£554.00
EF1875REC5DP	1800	750	725	£573.00

### STOCKED FINISHES

ELLMALU BEECH	SORANO OAK	WHITE
B	OK	WH

5 YR  
COMPONENT  
GUARANTEE

18<sup>MM</sup>  
SHELVES  
AND BACK  
THICKNESS

# ECO BOOKCASES & CUPBOARDS



**STOCKED FINISHES**

ELLMALU BEECH	SORANO OAK	WHITE
B	OK	WH

- 18mm shelves and backs
- Fixed shelves
- Wood finishes match Eco range only.



		Shelves	Dimensions			RRP
			W	D	H	
EP750BC	Bookcase	1	750	340	726	£212.00
EP800BC	Bookcase	1	750	340	830	£221.00
EP1200BC	Bookcase	2	750	340	1225	£249.00
EP1600BC	Bookcase	3	750	340	1620	£291.00
EP2000BC	Bookcase	4	750	340	2020	£327.00
EP800CP	Cupboard	1	750	340	830	£368.00
EP1200CP	Cupboard	2	750	340	1225	£427.00
EP1600CP	Cupboard	3	750	340	1620	£435.00
EP2000CP	Cupboard	4	750	340	2020	£465.00



# EXECUTIVE DESKING

// 13

Looking to impress? Create a luxurious and timeless feel to any office in two high-end colour finishes.





# CONTENTS

## SECTION GUIDE



### REGENT DESKING

Page 164



### REGENT PEDESTAL

Page 164



### REGENT BOOKCASES

Page 166



### REGENT CUPBOARDS

Page 166



### REGENT MEETING TABLE

Page 167



### REGENT BOARDROOM TABLE

Page 167

## FINISHES

### FINISHES

DARK WALNUT	NOVA OAK
DW	NO

\*Some finishes may be made to order, please check product page for more information

## ABOUT EXECUTIVE DESKING

Looking to impress? Create a real wow factor with our traditional range of desking and storage designed to deliver a distinct and executive finish.

- Desktop thickness 18mm
- Available in 3 classic wood finishes
- Warranties are five years
- Manufactured in the UK

# REGENT DESKING & PEDESTAL

5YR  
COMPONENT  
GUARANTEE

36MM  
TOP  
THICKNESS

RECTANGULAR  
W

MADE  
TO  
ORDER



## BOW FRONTED EXECUTIVE DESK

	Dimensions			RRP
	W	D	H	
TR2090	2000	900	750	£622.00

- High-end executive range available in two colours
- 36mm desktop thickness
- Circular brush plate cable port
- Chrome feet

## RECTANGULAR EXECUTIVE DESK

	Dimensions			RRP
	W	D	H	
TR1890	1800	900	750	£563.00

- High-end executive range available in two colours
- 36mm desktop thickness
- Circular brush plate cable port
- Chrome feet



- High-end executive range available in two colours
- Lockable for added security
- Three drawer under desk pedestal
- Heat and stain resistant finish with protective edge banding
- Two box drawers and one filling drawer

### MADE TO ORDER FINISHES

DARK WALNUT	NOVA OAK
DW	NO

## UNDER DESK PEDESTAL

	Dimensions			RRP
	W	D	H	
TRUDP3	435	565	700	£571.00







# REGENT BOOKCASES & CUPBOARDS

5 YR  
COMPONENT  
GUARANTEE

36 MM  
TOP  
THICKNESS



MADE  
TO  
ORDER



### MADE TO ORDER FINISHES

DARK WALNUT	NOVA OAK
DW	NO

- Part of our Regent range with premium wood finishes and chrome detailing
- Chrome glide feet for a stylish look
- Fixed shelf is at 765 mm for the 1560 height sizes



		Shelves	Dimensions			RRP
			W	D	H	
TR8040	Bookcase	1	1005	404	800	£363.00
TR1640	Bookcase	3	1005	404	1560	£518.00
TR8040CP	Cupboard	1	1005	404	800	£512.00
TR1640CP	Cupboard	3	1005	404	1560	£727.00

# REGENT MEETING TABLES

5YR  
COMPONENT  
GUARANTEE

36MM  
TOP  
THICKNESS

RECTANGULAR  
W

MADE  
TO  
ORDER



## MADE TO ORDER FINISHES

DARK WALNUT	NOVA OAK
DW	NO

- High-end executive range available in two colours
- Classic bow-shaped boardroom tables and round meeting tables
- 36mm desktop thickness



## MEETING TABLE

	Dimensions			RRP
	W	D	H	
TR1200MT	1200	1200	750	£433.00

## BOARDROOM TABLE


	Dimensions			RRP
	W	D	H	
TR1810BT	1800	1150	750	£527.00
TR2410BT	2400	1250	750	£726.00



# SCREENS


// 14

Don't limit your imagination. Divide up your space, create a collaborative area or a space to focus. Available in a huge array of sizes, and unlimited fabrics to brighten up any space they are in.





# SECTION CONTENTS




**CONTEMPO SCREENS**  
Page 170



**ELCO SCREENS**  
Page 171



**LYLE DESK SCREENS**  
Page 172



**TOOLRAIL SCREENS**  
Page 173



**PANEL SCREENS**  
Page 174



**SCREEN ACCESSORIES**  
Page 175



**DIVIDE TYPE 1 SCREENS**  
Page 176



**DIVIDE TYPE 2 SCREENS**  
Page 177



**MOBILE SCREENS**  
Page 178




**MAGNUM DESK SCREENS**  
Page 182



**MAGNUM FLOOR  
STANDING SCREENS**  
Page 182

# CONTEMPO SCREENS




## TYPE 1 - ROUNDED

	Dimensions		RRP
	W	H	
TKT1COSY12UN	1200	380	£320.00
TKT1COSY14UN	1400	380	£335.00
TKT1COSY16UN	1600	380	£379.00

## TYPE 3 - CHAMFER

	Dimensions		RRP
	W	H	
TKT3COSY12UN	1200	380	£320.00
TKT3COSY14UN	1400	380	£335.00
TKT3COSY16UN	1600	380	£379.00




- Beautifully detailed exposed stitching
  - Fully upholstered in fire retardant fabric
  - Hand crafted
  - Screen thickness 25mm (approx)
- // **IMPORTANT NOTE:** Contempo screens are only available in Blazer Lite fabric

## CONTEMPO, ELCO & LYLE BRACKETS

1 These are fitted with a 'metal-to-screen' connection bracket and require 2 x TKDMSTRSC per screen

Contempo, Elco & Lyle Brackets	RRP
TKDMSTRSC	£27.00



// **NOTE:** Contempo, Elco & Lyle cannot be fitted as return screens.

5 YR  
COMPONENT  
GUARANTEE

MADE  
TO  
ORDER

# ELCO SCREENS



## STRAIGHT

	Dimensions		RRP
	W	H	
TKDMSECST12UN	1200	380	£218.00
TKDMSECST14UN	1400	380	£231.00
TKDMSECST16UN	1600	380	£265.00

## ARC

	Dimensions		RRP
	W	H	
TKDMSECA12UN	1200	380	£218.00
TKDMSECA14UN	1400	380	£231.00
TKDMSECA16UN	1600	380	£265.00



- Defines the working zone on bench and desk systems
  - Allows privacy; increasing productivity
  - 25mm screen thickness
  - Fully upholstered screen with matching fabric trim
  - Fully upholstered in fire retardant fabric
  - Accessory hanging facility available, see page 175
  - Rounded on all corners
  - Superior build quality
  - Grip is simple and fast to reposition - no bracket needed
- // **NOTE:** Only fits 25mm desktops

## GRIP

	Dimensions		RRP
	W	H	
TKDMSECGR60UN	600	352	£302.00

### FINISHES



\* Priced in Band 1 fabric






**5** YR  
COMPONENT  
GUARANTEE

**MADE  
TO  
ORDER**

# LYLE SCREENS



## STRAIGHT

	Dimensions		RRP
	W	H	
TKDMSLYST10UN	1000	380	£151.00
TKDMSLYST12UN	1200	380	£167.00
TKDMSLYST14UN	1400	380	£175.00
TKDMSLYST16UN	1600	380	£206.00



## WAVE

	Dimensions		RRP
	W	H	
TKDMSLYWV10UN	1000	380	£151.00
TKDMSLYWV12UN	1200	380	£167.00
TKDMSLYWV14UN	1400	380	£175.00
TKDMSLYWV16UN	1600	380	£206.00



## ARC

	Dimensions		RRP
	W	H	
TKDMSLYA10UN	1000	380	£151.00
TKDMSLYA12UN	1200	380	£167.00
TKDMSLYA14UN	1400	380	£175.00
TKDMSLYA16UN	1600	380	£206.00

• See page 170 for brackets

### FABRIC FINISH





### MADE TO ORDER TRIM FINISHES

WHITE	SILVER	BLACK
WH	SV	BK

\* Priced in Band 1 fabric



# TOOLRAIL SCREENS



## TYPE 2 TOOLBAR

	Dimensions		RRP
	W	H	
TKDMSTR12UN	1200	380	£232.00
TKDMSTR14UN	1400	380	£262.00
TKDMSTR16UN	1600	380	£293.00

## TYPE 2 RETURN TOOLBAR

	Dimensions		RRP
	W	H	
TKDMSTR80RUN	785	380	£196.00



## TYPE 3 HALF GLAZED

	Dimensions		RRP
	W	H	
TKDMSHG12UN	1200	380	£312.00
TKDMSHG14UN	1400	380	£337.00
TKDMSHG16UN	1600	380	£365.00

## TYPE 3 RETURN HALF GLAZED

	Dimensions		RRP
	W	H	
TKDMSHG80RUN	785	380	£258.00

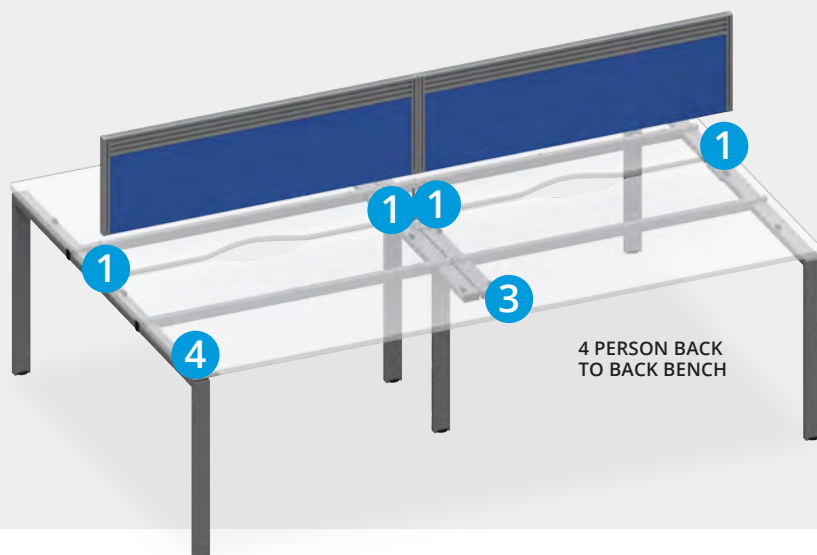
## TOOLRAIL & PANEL BRACKETS

These are fitted with 'metal-to-metal' connection brackets as follows:

- 1 Back to Back Bench requires 1 x TKDMSENDSCP per screen (come in pairs)
- 2 Single Bench requires 2 x TKDMSTRSC per screen

Toolrail & Panel can be fitted as return screens on Bench. Each return screen requires brackets as follows:

- 3 Mid run return screens require 1 x TKDMSRETSQB, which includes 1 x TKDMSRETSC to clamp the leading edge of the screen and 1 x TKSLINKKIT to join the return screen to the spine screens
- 4 End of run return screens require 1 x TKDMSRETEORSQB, which includes 1 x TKDMSRETEORSC and 1 x TKSLINKKIT



4 PERSON BACK TO BACK BENCH



SINGLE BENCH

Toolrail & Panel Brackets	RRP
TKDMSENDSCP	£50.00
TKDMSTRSC	£27.00
TKDMSRETSQB	£52.00
TKDMSRETEORSQB	£52.00

5 YR  
COMPONENT  
GUARANTEE


MADE  
TO  
ORDER

# PANEL SCREENS



**TYPE 5 WAVE**

	Dimensions		RRP
	W	H	
TKDMSW12UN	1200	380	£202.00
TKDMSW14UN	1400	380	£214.00
TKDMSW16UN	1600	380	£246.00




**TYPE 5 RETURN WAVE**

	Dimensions		RRP
	W	H	
TKDMSW80RUN	785	380	£172.00



**TYPE 6 ARC**

	Dimensions		RRP
	W	H	
TKDMSA12UN	1200	380	£202.00
TKDMSA14UN	1400	380	£214.00
TKDMSA16UN	1600	380	£247.00



**TYPE 6 RETURN ARC**

	Dimensions		RRP
	W	H	
TKDMSA80RUN	785	380	£168.00



**TYPE 7 STRAIGHT PVC TOP**

	Dimensions		RRP
	W	H	
TKDMSP12	1200	380	£189.00
TKDMSP14	1400	380	£197.00
TKDMSP16	1600	380	£224.00



**TYPE 7 RETURN STRAIGHT PVC TOP**

	Dimensions		RRP
	W	H	
TKDMSP08RUN	785	380	£158.00

**FABRIC FINISH**



**MADE TO ORDER TRIM FINISHES**




\* Priced in Band 1 fabric

E&EO. All items are subject to VAT, where applicable.



# SCREEN ACCESSORIES



## ACCESSORY RAIL

	Dimensions		RRP
	Rail Width	To Fit Screen Width	
TKDMSTR08AR	600	800	£37.00
TKDMSTR10AR	800	1000	£41.00
TKDMSTR12AR	1000	1200	£43.00
TKDMSTR14AR	1200	1400	£47.00
TKDMSTR16AR	1400	1600	£61.00


- Handy accessory rail simply slots over the top of a straight screen, allowing screen accessories to be utilised
  - Available in 5 different widths to suit varying screen sizes
  - Epoxy powder coated to match desk frames
- // NOTE: Sizes are to suit screen size - actual lengths are 200mm shorter

### MADE TO ORDER FINISHES

WHITE	SILVER	BLACK
WH	SV	BK



- A unique set of screen hung accessories to provide personal storage above the desk
- All accessories can be hung from the Elco accessory rail and Toolrail screens
- The phone holder is compatible with a wide range of smartphones, such as an Iphone X for size reference
- The pencil and trinket pots help tidy worksurfaces by lifting personal effects off the desktop
- Available in white and silver finish



## TOOLRAIL ACCESSORIES

	Dimensions	RRP
TKDMSTRPTA4	A4 Letter Tray	£43.00
TKDMSTRPEN	Pencil Pot	£30.00
TKDMSTRTP	Trinket Pot	£29.00
TKDMSTRPH	Phone Holder	£29.00

### MADE TO ORDER FINISHES

WHITE	SILVER	BLACK
WH	SV	BK

# DIVIDE TYPE 1 SCREEN - SINGLE TOOLRAIL



Features Delta foot

FABRIC FINISH // MADE TO ORDER TRIM FINISH



WHITE	SILVER	BLACK
WH	SV	BK

- 30mm screen thickness
- Robust aluminium extruded frame
- Fully upholstered in fire retardant fabric
- Straight top screen profile
- Integral linking strip
- Superior build quality
- Lightweight construction
- Epoxy powder coated frame available in white or silver as standard
- Delta feet required to stabilise screen



	Dimensions		RRP		Dimensions		RRP
	W	H			W	H	
TKFST1Z0810UN	800	1125	£493.00	TKFST1Z0815UN	800	1500	£515.00
TKFST1Z1010UN	1000	1125	£558.00	TKFST1Z1015UN	1000	1500	£590.00
TKFST1Z1210UN	1200	1125	£558.00	TKFST1Z1215UN	1200	1500	£590.00
TKFST1Z1410UN	1400	1125	£602.00	TKFST1Z1415UN	1400	1500	£604.00
TKFST1Z1610UN	1600	1125	£602.00	TKFST1Z1615UN	1600	1500	£604.00
TKFST1Z1810UN	1800	1125	£656.00	TKFST1Z1815UN	1800	1500	£658.00
TKFST1Z0812UN	800	1200	£493.00	TKFST1Z0818UN	800	1800	£602.00
TKFST1Z1012UN	1000	1200	£558.00	TKFST1Z1018UN	1000	1800	£634.00
TKFST1Z1212UN	1200	1200	£558.00	TKFST1Z1218UN	1200	1800	£634.00
TKFST1Z1412UN	1400	1200	£602.00	TKFST1Z1418UN	1400	1800	£646.00
TKFST1Z1612UN	1600	1200	£602.00	TKFST1Z1618UN	1600	1800	£646.00
TKFST1Z1812UN	1800	1200	£656.00				
				TKFST2ZDFOOT - Delta foot (each)			£53.00

\* Priced in Band 1 fabric

E&EO. All items are subject to VAT, where applicable.



5 YR  
COMPONENT  
GUARANTEE

MADE  
TO  
ORDER

# DIVIDE TYPE 2 SCREEN - TRIPLE TOOLRAIL



FABRIC FINISH // MADE TO ORDER TRIM FINISH



- 30mm screen thickness
- Robust aluminium extruded frame
- Fully upholstered in fire retardant fabric
- Straight top screen profile
- Integral linking strip
- Superior build quality
- Lightweight construction
- Epoxy powder coated frame available in white or silver as standard
- Delta feet required to stabilise screen



	Dimensions		RRP
	W	H	
TKFST2Z0810UN	800	1125	£512.00
TKFST2Z1010UN	1000	1125	£586.00
TKFST2Z1210UN	1200	1125	£586.00
TKFST2Z1410UN	1400	1125	£641.00
TKFST2Z1610UN	1600	1125	£641.00
TKFST2Z1810UN	1800	1125	£712.00
TKFST2ZDFOOT - Delta foot (each)			£53.00

\* Priced in Band 1 fabric



# MOBILE SCREENS



- 30mm screen thickness
- Superior build quality
- Robust aluminium extruded frame
- Lightweight construction
- Fully upholstered in fire retardant fabric
- Trim mounted mobile feet included
- Epoxy powder coated frame available in white or silver

FABRIC FINISH // MADE TO ORDER TRIM FINISH

	//	WHITE	SILVER	BLACK
		WH	SV	BK



TYPE 1 - SINGLE TOOLRAIL

	Dimensions		RRP
	W	H	
TKT1SKT0815UN	800	1500	£799.00
TKT1SKT1015UN	1000	1500	£912.00
TKT1SKT0818UN	800	1800	£800.00
TKT1SKT1018UN	1000	1800	£980.00



TYPE 2 - TRIPLE TOOLRAIL

	Dimensions		RRP
	W	H	
TKT2SKT0815UN	800	1500	£818.00
TKT2SKT1015UN	1000	1500	£940.00
TKT2SKT0818UN	800	1800	£820.00
TKT2SKT1018UN	1000	1800	£1,009.00



- 30mm screen thickness
- Superior build quality
- Robust aluminium extruded frame
- Half upholstered in fire retardant fabric with 3mm Perspex top half or fully glazed with 3mm Perspex
- Lightweight construction
- Trim mounted mobile feet included
- Single toolrail middle profile for half glazed screen
- Triple toolrail middle profile for fully glazed screen
- Epoxy powder coated frame available in white or silver
- Multiple Perspex colour choices
- See page 180 for glaze options

FABRIC FINISH // MADE TO ORDER TRIM FINISH



WHITE	SILVER	BLACK
WH	SV	BK



TYPE 3 - HALF GLAZED

	Dimensions		RRP
	W	H	
TKT3SKT0815UN	800	1500	£884.00
TKT3SKT1015UN	1000	1500	£951.00
TKT3SKT0818UN	800	1800	£953.00
TKT3SKT1018UN	1000	1800	£1,087.00



TYPE 4 - FULLY GLAZED

	Dimensions		RRP
	W	H	
TKT4SKT0815UN	800	1500	£987.00
TKT4SKT1015UN	1000	1500	£1,024.00
TKT4SKT0818UN	800	1800	£1,046.00
TKT4SKT1018UN	1000	1800	£1,084.00

# SCREEN FINISH GUIDE

Too much choice? Let us help you with that. Whether it's a Granite grey, an Ocean blue or a Jezebel red; we've created a guide to help you pick your perfect fabric.

Should you need more information regarding screen finishes and their application, please give the sales team a call.

## TOOLRAIL / PANEL / DIVIDE / MOBILE / LYLE SCREENS

Screen Fabric Bands			
Band 1	Band 2	Band 3	Band 4
Cara Carlow	Lucia Phoenix Era Citadel Sonus Rivet Lucia CS	Gravity Advantage Manhattan Canopy Sprint Xtreme Chateau X2 Velocity Nexus Blazer Lite Urban Synergy 170 Main Line Plus Aspect Patina Quest	24/7 Flax Mainline Flax Hi-Tech Synergy Hemp Silk Intervene Texture Intervene Plain Blazer Aquarius Track

// NOTE: Grip screens are not available in sonus fabric

## ELCO SCREENS

Screen Fabric Bands			
Band 1	Band 2	Band 3	Band 4
Cara Carlow	Lucia Era Lucia CS	Nexus Blazer Lite Synergy 170	N/A

## CONTEMPO SCREENS

Screen Fabric Bands			
Band 1	Band 2	Band 3	Band 4
N/A	N/A	Blazer Lite	N/A

## PERSPEX SELECTION

	Colour	Toolrail	Divide	Mobile
Solid Fill	Aurora Violet	•	•	•
	Perfect Plum	•	•	•
	Citrus Yellow	•	•	N/A
	Chilli Red	•	•	•
	Mandarin Orange	•	•	•
	Lime Zest	•	•	•
	Opal (drywipe)	N/A	N/A	•
Opaque	Glacier Green	•	•	•
	Electric Blue	•	•	•
	Polar White	•	•	•
	Slate Grey	•	•	•

// NOTE: For whiteboard use, please select the Opal perspex as this is the only dry wipe finish







# MAGNUM SCREENS



- Strong and durable construction
- Made from fire retardant materials
- G-clamp brackets included

## STRAIGHT SCREEN

	Dimensions			RRP
	W	D	H	
DMS1200S	1200	25	400	£124.00
DMS1400S	1400	25	400	£132.00
DMS1600S	1600	25	400	£138.00
DMS1800S	1800	25	400	£149.00

### FINISHES

ROYAL BLUE	BLACK
RB	BK

- Strong and durable construction
- Made from fire retardant materials
- Feet included



## FLOOR STANDING SCREEN

	Dimensions			RRP
	W	D	H	
FST1216S	1200	25	1600	£268.00
FST1618S	1600	25	1800	£350.00







# TALOS STEEL STORAGE

// 15

Inspired by our customer's needs and designed with resilience in mind. Talos is perfect for the meticulous office worker, the organised freelancer, and the perfectly prepped teacher.



# SECTION CONTENTS



**TALOS STEEL PEDESTALS**  
Page 186



**TALOS FILING CABINETS**  
Page 187



**TALOS TAMBOURS**  
Page 188



**TALOS CUPBOARDS**  
Page 189

# TALOS STEEL PEDESTALS

**7<sup>YR</sup>**  
COMPONENT  
GUARANTEE

**A4**  
SUSPENSION  
FILING

**FS**  
SUSPENSION  
FILING

**15<sup>KG</sup>**  
LOAD  
CAPACITY  
PER DRAWER

LOCKABLE



**MOBILE PEDESTAL**

	Dimensions			RRP
	W	D	H	
TKUSMP3	380	470	615	£357.00

- Pen tray included with this model
- Fits A4 files side to side and front to back with filing bar
- Fits foolscap front to back
- Anti-tilt



**SLIMLINE MOBILE PEDESTAL**

	Dimensions			RRP
	W	D	H	
TKUSSMP3	300	470	615	£335.00

- Pen tray not available with slimline model
- Fits A4 front to back with filing bar
- Fits foolscap front to back with filing bar
- Anti-tilt

**STOCKED FINISHES**

WHITE	BLACK	SILVER
WH	BK	SV





# TALOS FILING CABINETS

7YR  
COMPONENT  
GUARANTEE

A4  
SUSPENSION  
FILING

FS  
SUSPENSION  
FILING

40<sup>KG</sup>  
LOAD  
CAPACITY  
PER DRAWER

LOCKABLE



## STOCKED FINISHES

WHITE	BLACK	GREY	COFFEE CREAM
WH	BK	GR	CC

- 100% drawer extension
- Anti-tilt
- Fits A4 side to side with filing bar
- Fits footscap side to side



	Drawers	Dimensions			RRP
		W	D	H	
TCS2FC	2	465	620	695	£361.00
TCS3FC	3	465	620	1000	£388.00
TCS4FC	4	465	620	1300	£472.00

# TALOS TAMBOURS

**7YR**  
COMPONENT  
GUARANTEE

**A4**  
SUSPENSION  
FILING

**FS**  
SUSPENSION  
FILING

**50<sup>KG</sup>**  
LOAD  
CAPACITY  
PER SHELF

LOCKABLE



STOCKED FINISHES

WHITE	GREY
WH	GR

- A flexible alternative to wooden storage
- Lockable side-opening shutter door
- Allows user to mix flat shelves and suspension frames together
- Included shelves can be used for under shelf filing
- TCSOTFF fits A4 front to back or side to side & foolscap front to back one side only



	Shelves	Dimensions			RRP
		W	D	H	
<b>TCSOT1050</b>	2	1000	450	1050	<b>£752.00</b>
<b>TCSOT1950</b>	4	1000	450	1950	<b>£963.00</b>

**TCSOTFF** - Roll out tambour filing frame. Sold individually **£218.00**

**TCS-TAM-SHELF** - Dual purpose tambour shelf. Sold individually **£74.00**



TCSOTFF

# TALOS CUPBOARDS

7YR  
COMPONENT  
GUARANTEE

A4  
SUSPENSION  
FILING

40<sup>KG</sup>  
LOAD  
CAPACITY  
PER SHELF

LOCKABLE



## STOCKED FINISHES

WHITE	GREY
WH	GR

- A flexible alternative to wooden storage
- Square lockable handles
- Included shelves can be used for under shelf filing
- 180° door opening



	Shelves	Dimensions			RRP
		W	D	H	
TCSDDC1000	2	920	420	1000	£398.00
TCSDDC1790	4	920	420	1790	£512.00
TCSDDC1950	4	920	420	1950	£640.00
TCS-SHELF-BK - Dual purpose cupboard shelf. Sold individually					£41.00





# BISLEY COLLECTION

// 16

Access the iconic Bisley collection, a British-made broad range of steel products with an assortment of versatile storage, all your needs and requirements are covered.



# SECTION CONTENTS



**MULTIDRAWERS**  
Page 192



**SIDE FILERS**  
Page 194



**TAMBOURS**  
Page 195



**CUPBOARDS**  
Page 196



**LOWER LOCKERS**  
Page 197



**LOCKERS**  
Page 198



**PRIMARY LOCKERS**  
Page 199



**CLEAN AND DIRTY**  
Page 202



**COMBI LOCKERS**  
Page 202



**POLICE LOCKERS**  
Page 203



**CLOAKROOM BENCHES**  
Page 204



# BISLEY MULTIDRAWERS

7YR  
COMPONENT  
GUARANTEE

100%  
DRAWER  
EXTENSION

MADE  
TO  
ORDER



• Drawer height - 87mm high

	Drawers	Dimensions			RRP
		W	D	H	
H29/6NL	6	279	380	590	£305.00
H39/9NL	9	279	380	860	£411.00

• Drawer height - 51mm high

	Drawers	Dimensions			RRP
		W	D	H	
H29/10NL	10	279	380	590	£310.00
H39/15NL	15	279	380	860	£435.00



## BASE OPTION

	RRP
HMDPLNTH - 120mm high black plinth base, single for 10 & 15 drawer	£41.00



**// NOTE:**  
Compartment trays available,  
please speak to sales for details



## STOCKED FINISH

- GOOSE GREY
- G/G

## MADE TO ORDER FINISHES

ANTHRACITE AA3	AZURE BP5	BLACK AV1	BISLEY YELLOW BP2	FUSHIA BE2	GOOSE GREY AV4
LIGHT GREY AV7	BISLEY ORANGE BN6	CARDINAL RED AY8	CHALK AB9	COFFEE AV5	CREAM AV6
MIMOSA BP8	OXFORD BLUE AY7	TRAFFIC WHITE BA5	SILVER (SMOOTH) ARN		



# BISLEY MULTIDRAWERS

7YR  
COMPONENT  
GUARANTEE

100%  
DRAWER  
EXTENSION

MADE  
TO  
ORDER



## 3 DRAWER

	Dimensions			RRP
	W	D	H	
H123NL-BN6	279	380	325	£160.00

- The Multidrawer is a design classic that's as versatile as it is iconic

## 5 DRAWER

	Dimensions			RRP
	W	D	H	
H125NL-AA3	279	380	325	£180.00

- The Multidrawer is a design classic that's as versatile as it is iconic

### MADE TO ORDER FINISHES

ANTHRACITE GREY	BISLEY BLUE	BISLEY ORANGE	REGENT	BISLEY GREEN	TRAFFIC WHITE
AA3	BC6	BN6	AG8	BH2	BA5



# BISLEY ESSENTIALS SIDE FILERS

5<sup>YR</sup>  
COMPONENT  
GUARANTEE

A4  
SUSPENSION  
FILING

FS  
SUSPENSION  
FILING

LOCKABLE

MADE  
TO  
ORDER



#### MADE TO ORDER FINISHES

LIGHT GREY	CHALK WHITE	BLACK	SILVER	TRAFFIC WHITE	GOOSE GREY	ANTHRACITE
LTG	WHT	AV1	ARN	BA5	AV4	AA3

- Ideal for offices where floor space is limited
- Fits A4 and foolscap suspension filing
- All units have adjustable feet

	Drawers	Dimensions			RRP
		W	D	H	
ESSF2D	2	800	470	693	£1,455.00
ESSF3D	3	800	470	1000	£1,653.00
ESSF4D	4	800	470	1300	£2,134.00



# BISLEY ESSENTIALS TAMBOURS

5 YR  
COMPONENT  
GUARANTEE

LOCKABLE



## STOCKED FINISH

LIGHT GREY
AV7

## MADE TO ORDER FINISHES

OAK & SILVER	BEECH & SILVER	GOOSE GREY	BLACK	CHALK	SILVER	TRAFFIC WHITE	ANTHRACITE
OS	BS	GG	AV1	AB9	ARN	BA5	AA3

## MADE TO ORDER SHUTTER FINISHES

LIGHT GREY	BLACK	EXTRA WHITE	SILVER	DARK GREY
1	5	EW	SL	9

- Adjustable feet
- Priced empty, for interior fittings, see page 196



	Dimensions			RRP
	W	D	H	
ESSOT101	1000	470	1015	£802.00
ESSOT158	1000	470	1585	£979.00
ESSOT198	1000	470	1985	£1,031.00



# BISLEY CONTRACT CUPBOARDS

7YR  
COMPONENT  
GUARANTEE

40 KG  
LOAD  
CAPACITY

LOCKABLE

MADE  
TO  
ORDER



- 3 point locking system
- Included shelves can be used for under shelf filing

	Shelves	Dimensions			RRP
		W	D	H	
E402A01	1	914	400	1000	£447.00
E722A03	3	914	400	1806	£634.00
E782A04	4	914	400	1950	£723.00
E198P1/BLK	- Extra dual purpose shelf, black only				£37.00

MADE TO ORDER FINISHES

GOOSE GREY	COFFEE CREAM
G/G	C/C

# BISLEY ESSENTIALS CUPBOARDS

5 YR  
COMPONENT  
GUARANTEE

LOCKABLE

MADE  
TO  
ORDER



- Wide range of interior fittings available
- Levelling feet
- Standard shelves can be used for under shelf filing
- Supplied empty, please choose from shelves below

	Dimensions			RRP
	W	D	H	
ESCB101	914	470	1015	£591.00
ESCB158	914	470	1585	£632.00
ESCB198	914	470	1985	£831.00

- \* YETBUS10 - Standard shelf £49.00
- ROSH/BLK - Roll-out suspension filing frame £222.00
- BSSPDP1BLK - Slotted shelf £92.00
- SHDV85P5PS - Pack of 5 dividers for slotted shelf £92.00
- ROSH/BLK - Roll-out shelf £194.00

// NOTE: \*Shelves are designed for A4 files with 345mm centres

MADE TO ORDER FINISHES

GOOSE GREY	LIGHT GREY	BLACK	CHALK WHITE	SILVER	TRAFFIC WHITE	ANTHRACITE
G/G	AV7	AV1	AB9	ARN	BA5	AA3

# LOWER HEIGHT

5 YR  
COMPONENT  
GUARANTEE

LOCKABLE

MADE  
TO  
ORDER



## 1 DOOR

	Dimensions			RRP
	W	D	H	
PLHS9125381	225	380	915	£270.00
PLHS1330451	300	450	1370	£353.00

## 2 DOOR

	Dimensions			RRP
	W	D	H	
PLHS3350452	500	450	1330	£473.00
PLHS1330451	300	300	1370	£353.00

## 3 DOOR

	Dimensions			RRP
	W	D	H	
PLHS3350453	500	450	1330	£530.00
PLHS1330453	300	450	1370	£450.00

- All lockers are available with up to six doors and in banks of up to four columns
- All door are available with discreet label holders.

- All lockers are available with up to six doors and in banks of up to four columns
- All door are available with discreet label holders.

- All lockers are available with up to six doors and in banks of up to four columns
- All door are available with discreet label holders.

### MADE TO ORDER FINISHES

CARDINAL RED	OXFORD BLUE	LIGHT GREY
AY8	AY7	AV7



5 YR  
COMPONENT  
GUARANTEE

LOCKABLE



# LOCKERS



STOCKED FINISH

GOOSE  
GREY  
G/G



STOCKED FINISH

GOOSE  
GREY  
G/G

## 1 DOOR LOCKER

	Dimensions			RRP
	W	D	H	
CLK121	305	305	1802	£293.00
CLK181	305	457	1802	£350.00

- 305mm deep version has a shelf and hook
- 457mm deep version has a shelf and rail
- Cam lock fitted as standard and supplied with 2 keys
- Ventilation holes to allow air to circulate

## 2 DOOR LOCKER

	Dimensions			RRP
	W	D	H	
CLK122	305	305	1802	£353.00
CLK182	305	457	1802	£392.00

- Two door cupboards come with a hook
- Cam lock fitted as standard and supplied with 2 keys
- Ventilation holes to allow air to circulate



STOCKED FINISH

GOOSE  
GREY  
G/G



STOCKED FINISH

GOOSE  
GREY  
G/G

## 4 DOOR LOCKER

	Dimensions			RRP
	W	D	H	
CLK124	305	305	1802	£412.00
CLK184	305	457	1802	£446.00

- Cam lock fitted as standard and supplied with 2 keys
- Ventilation holes to allow air to circulate

## 6 DOOR LOCKER

	Dimensions			RRP
	W	D	H	
CLK126	305	305	1802	£478.00
CLK186	305	457	1802	£531.00

- Cam lock fitted as standard and supplied with 2 keys
- Ventilation holes to allow air to circulate



# PRIMARY LOCKERS

5 YR  
COMPONENT  
GUARANTEE

LOCKABLE

MADE  
TO  
ORDER



1 DOOR

	Dimensions			RRP
	W	D	H	
PEDS1830451	300	450	1800	£355.00



2 DOOR

	Dimensions			RRP
	W	D	H	
PEDS1830452	300	450	1800	£398.00



3 DOOR

	Dimensions			RRP
	W	D	H	
PEDS1830453	300	450	1800	£435.00



4 DOOR

	Dimensions			RRP
	W	D	H	
PEDS1830454	300	450	1800	£450.00



5 DOOR

	Dimensions			RRP
	W	D	H	
PEDS1830455	300	450	1800	£495.00



6 DOOR

	Dimensions			RRP
	W	D	H	
PEDS1830456	300	450	1800	£535.00

- All lockers are available with up to six doors and in banks of up to four columns
- All doors are available with discreet label holders.
- A selection of paint finishes are available for door fronts.
- Choice of a steel locker stand, a standard locker plinth, a raised foot with levelling capabilities and benching. Please contact sales for further details
- 5 year warranty

## MADE TO ORDER FINISHES

CHALK	BEIGE	CREAM	CARDINAL RED	OXFORD BLUE	BLACK	ANTHRACITE GREY	SLATE	GOOSE GREY	SILVER	LIGHT GREY	PORTLAND	TRAFFIC WHITE
AB9	AV8	AV6	AY8	AY7	AV1	AA3	AN9	AV4	ARN	AV7	AB8	BA5

# BISLEY LOCKER WALL



## LOCKERWALL

A contemporary take on traditional lockers that combines functionality with style. Elevate your organisation's aesthetic by seamlessly connecting locker and storage modules along empty walls or within existing alcoves, maximising every inch of your space.

But LockerWall is more than just a storage solution; it's a transformative design element. The lower-height lockers create distinct zones and enhance space division, providing your workplace with defined neighbourhoods. The standing height options serve dual purposes, functioning as impromptu work surfaces or customisable with planters for a touch of biophilia, uplifting the mood.

In today's dynamic work environment, personal storage is no longer an afterthought confined to cloakrooms. It's an integral part of the front office landscape. Our unique storage solutions access valuable space and promote productivity, fostering a sense of belonging for everyone.

Experience the simplicity and security of the latest intelligent locking software, including networked and hard-wired locks, making personal storage and facility management a breeze.

LockerWall for any project size, we've got you covered.

Benefit from our expert knowledge with complete site surveys, plans, elevation drawings, and various installation options. Choose from an extensive palette of 34 steel finishes, 11 wood finishes, five compact grade laminate, and 50 fabric options to tailor LockerWall precisely to your vision.

Ready to transform your workspace? Our dedicated team can guide you through myriad options - from dimensions and accessories to colours and finishes. Whether you need a precise design specification or a custom-built your workplace.





5YR  
COMPONENT  
GUARANTEE

LOCKABLE

MADE  
TO  
ORDER



# CLEAN AND DIRTY LOCKER



The Clean and Dirty Locker is a single door locker divided into two clothing compartments with hanging rails, perfect for separating clean clothes from dirty workwear and overalls. With shelving above, there is also space for your personal belongings to be kept clean, safe and secure.

- Designed for durability
- Feature a smart grey carcass and a selection of door colours
- 5 year warranty

	Dimensions	RRP
PCDS1845601 // CLEAN AND DIRTY LOCKER	D600 W450 H1800	£502.00

# COMBI LOCKER



The Combi Locker features a narrow hanging space with a coat hook and a series of internal shelves above and to the side, enclosed behind a single door. There is enough space to store personal and workwear items in a range of working environments.

- Designed for durability
- Feature a smart grey carcass and a selection of door colours
- 5 year warranty

	Dimensions	RRP
PCOS1845451 // COMBI LOCKER	D450 W450 H1800	£404.00

# POLICE LOCKER

5 YR  
COMPONENT  
GUARANTEE

LOCKABLE

MADE  
TO  
ORDER



Manufactured in line with industry standards, the single door Police Locker comprises of two large compartments, a top shelf designed to store Police headwear, and hanging space below with a coat rail for uniform.

- Designed for durability
- Feature a smart grey carcass and a selection of door colours
- 5 year warranty

	Dimensions	RRP
PPOS1845601 // POLICE LOCKER	D600 W450 H1800	£452.00

## MADE TO ORDER FINISHES

CARDINAL RED	OXFORD BLUE	LIGHT GREY
AY8	AY7	AV7



# CLOAKROOM BENCHES



SINGLE SIDED CLOAKROOM BENCHES

	Hooks	Dimensions			RRP
		W	D	H	
PCJ131530	12	1500	300	1370	£1,165.00
PCB181230	12	1500	600	1800	£1,268.00



DOUBLE SIDED CLOAKROOM BENCHES

	Hooks	Dimensions			RRP
		W	D	H	
PCD181260	12	1200	600	1800	£1,525.00



FREE STANDING SINGLE BENCH

	Dimensions			RRP
	W	D	H	
PFB471230	1200	300	470	£725.00

A tough bench with either a single or double sided overhead coat hooks - suitable for any changing room or industrial area

- The steel frames have a light grey coating that resists scuffs and scratches
- The black bench slats are made from recycled plastic
- Overhead hooks offer flexible and robust storage for coats
- Adjustable feet allow the bench to be levelled, even on bumpy surfaces
- Delivered assembled and ready to use
- M6 fixing bolts are provided
- 5 year warranty







# LOCKERS & SAFES

// 17

Need somewhere to store your laptop whilst you take that well-earned break? Secure what's important to you with our selection of versatile wooden, steel lockers and fire-resistant safes.



# SECTION CONTENTS



**WOODEN LOCKERS**  
Page 208



**STEEL LOCKERS**  
Page 210



**FIRE RESISTANT SAFES**  
Page 212



**SAFES**  
Page 214



5 YR  
COMPONENT  
GUARANTEE

LOCKABLE

MADE  
TO  
ORDER

# WOODEN LOCKERS

// NOTE: contact sales for lead time



## 1 DOOR LOCKER

	Doors	Dimensions			RRP
		W	D	H	
TCCP1	1	346	397	1900	£995.00


- Available in 8 finishes
- Cam locks come as standard. All other locks are POA
- 18mm wooden carcass
- Bespoke options available, please contact for details
- Available in 6 door configurations
- Outer carcass and wooden plinth (shown opposite) available upon request



## 2 DOOR LOCKER

	Doors	Dimensions			RRP
		W	D	H	
TCCP2	2	346	397	1900	£1,195.00

- Available in 10 finishes
- Cam locks come as standard. All other locks are POA
- 18mm wooden carcass
- Bespoke options available, please contact for details
- Available in 6 door configurations
- Outer carcass and wooden plinth (shown opposite) available upon request



## 3 DOOR LOCKER

	Doors	Dimensions			RRP
		W	D	H	
TCCP3	3	346	397	1900	£1,395.00

- Available in 8 finishes
- Cam locks come as standard. All other locks are POA
- 18mm wooden carcass
- Bespoke options available, please contact for details
- Available in 6 door configurations
- Outer carcass and wooden plinth (shown opposite) available upon request



## 4 DOOR LOCKER

	Doors	Dimensions			RRP
		W	D	H	
TCCP4	4	346	397	1900	£1,595.00

- Available in 8 finishes
- Cam locks come as standard. All other locks are POA
- 18mm wooden carcass
- Bespoke options available, please contact for details
- Available in 6 door configurations
- Outer carcass and wooden plinth (shown opposite) available upon request



### 5 DOOR LOCKER

	Doors	Dimensions			RRP
		W	D	H	
TCCP5	5	346	397	1900	£1,795.00

- Available in 8 finishes
- Cam locks come as standard. All other locks are POA
- 18mm wooden carcass
- Bespoke options available, please contact for details
- Available in 6 door configurations
- Outer carcass and wooden plinth (shown below) available upon request



### 6 DOOR LOCKER

	Doors	Dimensions			RRP
		W	D	H	
TCCP6	6	346	397	1900	£1,995.00

- Available in 8 finishes
- Cam locks come as standard. All other locks are POA
- 18mm wooden carcass
- Bespoke options available, please contact for details
- Available in 6 door configurations
- Outer carcass and wooden plinth (shown below) available upon request

#### MADE TO ORDER FINISHES

ANTHRACITE	BLACK	ELLMAU BEECH	GREY NEBRASKA OAK	GREY	SORANO OAK	NATURAL NEBRASKA OAK	WHITE
ANT	BK	B	GNO	GRY	SO	NNO	WHT



# STEEL LOCKERS

5 YR  
COMPONENT  
GUARANTEE

LOCKABLE

MADE  
TO  
ORDER

// NOTE: contact sales for lead time

- Biocote paint finish to offer antibacterial surface
- Single door lockers come with coat hook and hat shelf
- Ventilated top and bottom to allow for air circulation
- Meets BS4680-1996 standard duty clothes locker
- Postcode restrictions apply




## 1 DOOR LOCKER

	Dimensions			RRP
	W	D	H	
TC1DRLK30	305	305	1802	£334.00
TC1DRLK45	305	457	1802	£381.00

### MADE TO ORDER FINISHES

LIGHT GREY	BLUE	GREEN
LG	BL	GR
RED	YELLOW	DARK GREY
RD	YE	DG

- Biocote paint finish to offer antibacterial surface
- Ventilated top and bottom to allow for air circulation
- Meets BS4680-1996 standard duty clothes locker
- Postcode restrictions apply



## 2 DOOR LOCKER

	Dimensions			RRP
	W	D	H	
TC2DRLK30	305	305	1802	£358.00
TC2DRLK45	305	457	1802	£410.00

### MADE TO ORDER FINISHES

LIGHT GREY	BLUE	GREEN
LG	BL	GR
RED	YELLOW	DARK GREY
RD	YE	DG

E&EO. All items are subject to VAT, where applicable.



- Biocote paint finish to offer antibacterial surface
- Ventilated top and bottom to allow for air circulation
- Meets BS4680-1996 standard duty clothes locker
- Postcode restrictions apply

#### 4 DOOR LOCKER

	Dimensions			RRP
	W	D	H	
TC4DRLK30	305	305	1802	£451.00
TC4DRLK45	305	457	1802	£493.00



#### MADE TO ORDER FINISHES

LIGHT GREY	BLUE	GREEN
LG	BL	GR
RED	YELLOW	DARK GREY
RD	YE	DG

- Biocote paint finish to offer antibacterial surface
- Ventilated top and bottom to allow for air circulation
- Meets BS4680-1996 standard duty clothes locker
- Postcode restrictions apply

#### 6 DOOR LOCKER

	Dimensions			RRP
	W	D	H	
TC6DRLK30	305	305	1802	£537.00
TC6DRLK45	305	457	1802	£584.00



#### MADE TO ORDER FINISHES

LIGHT GREY	BLUE	GREEN
LG	BL	GR
RED	YELLOW	DARK GREY
RD	YE	DG

**2** YR  
COMPONENT  
GUARANTEE

**MADE  
TO  
ORDER**

# FIRE RESISTANT SAFES

// **NOTE:** contact sales for lead time



FS2254E



FS2252K



FSDPI08

## WORLD CLASS VERTICAL FIRE FILE FS2250K/E SERIES

	Drawers	Weight KG	Dimensions			RRP
			W	D	H	
FS2252K	2	140	525	675	720	£3,069.00
FS2252E	2	140	525	675	720	£3,140.00
FS2254K	4	266	525	675	1405	£4,447.00
FS2254E	4	266	525	675	1405	£4,517.00
FSDPI08 - Data protection insert	20					£917.00



WHITE  
WHT

Electronic Locking (E), Key Locking (K). 90 Minutes fire protection for paper records & data when FSDPI08 is used. Water resistant seals prevent damage to contents against sprinkler systems. Able to accommodate Foolscap, A4 & A5 files using width adjustable rails. Independent drawer locking allows any combinations of open or locked drawers.



FS1912E



FS1913E



FS1914E



FS1513K



FS1512K



WHITE  
WHT

## FIRE COMMANDER FS1910E SERIES

	Litres	Weight KG	Dimensions			RRP
			W	D	H	
FS1911E	220	260	690	650	1160	£4,726.00
FS1912E	338	340	690	650	1685	£6,916.00
FS1913E	332	358	950	650	1160	£8,475.00
FS1914E	626	554	1125	650	1685	£9,137.00



WHITE  
WHT

## FIRE RANGER FS1510K/E SERIES

	Litres	Weight KG	Dimensions			RRP
			W	D	H	
FS1511K	230	77	600	520	1225	£2,464.00
FS1511E	230	77	600	520	1225	£3,033.00
FS1512K	359	106	930	520	1225	£3,147.00
FS1512E	359	106	930	520	1225	£3,905.00
FS1513K	615	152	930	520	1950	£4,038.00
FS1513E	615	152	930	520	1950	£4,901.00
FS1514K	851	194	1255	520	1950	£5,136.00
FS1514E	851	194	1255	520	1950	£6,066.00

Tested to the Swedish NT Fire 017 120 Paper standard, providing 120 minutes fire protection for paper documents. Tested to MTC DIP120 - 60DM Fire Test standard providing up to 60 minutes fire protection for DVDs, memory sticks and hard drives. Recommended for an overnight cash risk of £2,500.00 or £25,000.00 valuables. Fitted with a high security and user friendly electronic lock with clear LED display. Supplied with height adjustable shelves.

Electronic Locking (E), Key Locking (K). 30 Minutes fire protection for paper records. High security VDS Class 1 key lock or electronic locking with LED display. Recommended for £1,500 overnight cash cover or £15,000 for valuables. Height adjustable shelves that also include hanging rails for lateral files.



FS1303E



FS1304E



FSDPI03



TITAN FS1300E SERIES

	Litres	Weight	Dimensions			RRP
		KG	W	D	H	
FS1301E	13	17	405	355	300	£502.00
FS1302E	20	21	430	430	315	£577.00
FS1303E	28	28	350	430	490	£602.00
FS1304E	30	30	430	430	490	£687.00

60 minutes fire protection for paper records & digital media, DVD's & USB sticks. Recommended for £2,000 overnight cash cover or £20,000 for valuables. High security electronic lock. Drop tested from 9.1 meters & suitable for base fixing (bolts supplied).

WHITE  
WHT

DATA PROTECTION

	RRP
FSDPI03	£802.00

Insert for FS1510K/E Series ( Except FS1511K/E) & FS1910E Series

KEY



CE Certified



Optional Fingerprint Lock



Drop Test Approved



Fitted with Keylock



Fire Resistant for Data



Water Resistant



Provides Fire Protection for paper



Fire Resistant for CD/DVD/USB



Recommended Insurance Rating



Fitted with Electronic Lock



2 YR  
COMPONENT  
GUARANTEE

MADE  
TO  
ORDER

# SAFES

// NOTE: contact sales for lead time

Key  
Deposit  
Slot



KS0031E

KS0032E

KS0033E



KC0604K

KC0607K



WHITE  
WHT

## ELECTRONIC KEY SAFES KS0030E SERIES

	Hooks	Weight KG	Dimensions			RRP
			W	D	H	
KS0031E	30	6.5	300	100	280	£251.00
KS0032E	48	7.5	300	100	360	£280.00
KS0033E	144	20	430	130	660	£479.00

High quality electronic locking with override key lock (2 keys supplied). Suitable for 30, 48 & 144 keys. Coloured key rings & tags supplied. Key deposit slot allows keys to be deposited without opening the safe. Ready prepared for floor or wall fixing (bolts supplied).

## Commercial Key Cabinets KC0600 Series

	Litres	Weight KG	Dimensions			RRP
			W	D	H	
KC0601K	42	4	270	80	350	£179.00
KC0602K	64	6	300	80	450	£222.00
KC0603K	100	7	380	80	550	£295.00
KC0604K	200	11	380	140	550	£395.00
KC0605K	300	14	380	205	550	£565.00
KC0606K	400	20	730	140	550	£828.00
KC0607K	600	28	730	205	550	£1,084.00

Cabinets are manufactured with a high quality cylinder key lock supplied with 2 keys. Each unit comes with adjustable hook bars and number labels with pre-drilled fixing holes for wall mounting. Finished in a high quality durable powder coated finish.



KS0042C



KS0043C



SS1181K



SS1182E



SS1183K



WHITE  
WHT

## LYNX SS1170 SERIES

	Litres	Weight KG	Dimensions			RRP
			W	D	H	
KS0042C	4	1.6	330	65	225	£75.00
KS0043C	5	2.2	275	65	345	£85.00

Recommended for £3,000 overnight cash cover or £30,000 for valuables. Fitted with high security VdS Class 1 key lock (2 keys supplied). The door is secured by twin live locking bolts. Ready prepared for floor or wall fixing (bolts supplied).



WHITE  
WHT

## FORTRESS SS1180K/E SERIES

	Litres	Weight KG	Dimensions			RRP
			W	D	H	
SS1181K	7	15	350	300	220	£630.00
SS1181E	7	15	350	300	220	£873.00
SS1182K	24	25	450	350	350	£831.00
SS1182E	24	25	450	350	350	£1,020.00
SS1183K	42	37	450	350	550	£1,196.00
SS1183E	42	37	450	350	550	£1,478.00

ECB.S Certified & AiS (Association of Insurance Surveyors) Approved Electronic Locking (E), Key Locking (K). Tested to European S2 Security Standard (EN14450) providing £4,000 cash cover and £40,000 valuable cover. Anti drill plates for added security. High security VDS Class 1 double bitted key lock or electronic lock & time delay. Ready prepared for floor fixing (bolts supplied for concrete).

E&EO. All items are subject to VAT, where applicable.



**COMPACT HOME / OFFICE SS0800E SERIES**

	Litres	Weight	Dimensions			RRP
		KG	W	D	H	
<b>SS0801E</b>	10	6	310	200	200	<b>£201.00</b>
<b>SS0802E</b>	17	8	350	250	250	<b>£247.00</b>
<b>SS0803E</b>	34	12	450	365	250	<b>£372.00</b>
<b>SS0804E</b>	51	19	350	310	500	<b>£436.00</b>
<b>SS0805E</b>	88	23	370	445	560	<b>£557.00</b>



ANTHRACITE  
AN

Recommended for £1,000 overnight cash cover or £10,000 for valuables. Advanced user friendly electronic locking with high security anti-tamper or bounce solenoid locking system. Ready prepared for fixing to the floor or wall. Ready prepared for floor or wall fixing (bolts supplied). Fitted with bright internal LED light.

**KEY**



CE Certified



Optional Fingerprint Lock



Drop Test Approved



Fitted with Keylock



Fire Resistant for Data



Water Resistant



Provides Fire Protection for paper



Fire Resistant for CD/DVD/USB



Recommended Insurance Rating



Fitted with Electronic Lock



# MEETING TABLES & MEDIA UNITS

// 18

Not every meeting goes to plan, but you can guarantee you'll have a fantastic space to collaborate in with this range. Choose from a huge range of sizes, colours, and leg styles to make your meeting room the place to meet.





# SECTION CONTENTS



**MAKER TABLES**  
Page 218



**PLATEAU**  
Page 220



**PLATEAU HIGH**  
Page 221



**MASSA BOARDROOM TABLES**  
Page 222



**VENTI HIGH MEETING TABLES**  
Page 224



**VENTI MEETING TABLES**  
Page 226



**FRACTION INFINITY TABLES**  
Page 228



**MEDIA UNITS**  
Page 230



**MOBILE TABLES**  
Page 232



**TILTING TABLES**  
Page 234



**UNION FOLDING TABLES**  
Page 236



**SIERRA ONE TABLE**  
Page 238



**GUARDA BOARDROOM TABLES**  
Page 239



**REFLEX**  
Page 240



**LUX**  
Page 241



**WINDSOR**  
Page 242



**AEROFOIL**  
Page 243



**MULTIPURPOSE TABLES**  
Page 244



**CONTRACT TABLES**  
Page 246



**TRINITY TABLES**  
Page 248

5 YR  
COMPONENT  
GUARANTEE

25 MM  
TOP  
THICKNESS

MADE  
TO  
ORDER

# MAKER TABLES



MADE TO ORDER TOP FINISHES // FRAME FINISH

ANTHRACITE	BLACK	ELLMAU BEECH	GREY NEBRASKA OAK	GREY	SORANO OAK	NATURAL NEBRASKA OAK	WHITE	//	WHITE	SILVER	BLACK
ANT	BK	B	GNO	GRY	SO	NNO	WHT		WHT	SV	BK



## LOW MAKER TABLE

	Overall Dimensions	RRP
T-LOW-M-1210	D1000 W1200 H740	£1,105.00
T-LOW-M-1510	D1000 W1500 H740	£1,203.00
T-LOW-M-1810	D1000 W1800 H740	£1,289.00

## LOW MAKER TABLE MOBILE

	Overall Dimensions	RRP
T-LOW-MM-1210	D1000 W1200 H740	£1,114.00
T-LOW-MM-1510	D1000 W1500 H740	£1,212.00
T-LOW-MM-1810	D1000 W1800 H740	£1,298.00



- Available in four heights
- KD design
- Metal to metal fixings for strength
- PU moulded edge



#### HIGH MAKER TABLE

	Overall Dimensions	RRP
T-HIGH-M-1210	D1000 W1200 H1100	£1,238.00
T-HIGH-M-1510	D1000 W1500 H1100	£1,337.00
T-HIGH-M-1810	D1000 W1800 H1100	£1,423.00

#### HIGH MAKER TABLE MOBILE

	Overall Dimensions	RRP
T-HIGH-MM-1210	D1000 W1210 H1100	£1,334.00
T-HIGH-MM-1510	D1000 W1510 H1100	£1,433.00
T-HIGH-MM-1810	D1000 W1810 H1100	£1,519.00



# PLATEAU

5 YR  
COMPONENT  
GUARANTEE

25 MM  
TOP  
THICKNESS

MADE  
TO  
ORDER

AVAILABLE  
WITH  
CUT-OUT  
CONTACT SALES

// NOTE: contact sales for lead time



## ROUND MEETING TABLE

	Dimensions			RRP
	W	D	H	
ZPLA1200D	1200	1200	740	£1,397.00
ZPLA1400D	1400	1400	740	£1,753.00



## SQUARE MEETING TABLE

	Dimensions			RRP
	W	D	H	
ZPLA1414S	1400	1400	740	£1,922.00
ZPLA1616S	1600	1600	740	£1,936.00



## RECTANGULAR MEETING TABLE

	Dimensions			RRP
	W	D	H	
ZPLA1680R	1600	800	740	£1,359.00
ZPLA1890R	1800	900	740	£1,368.00
ZPLA2010R	2000	1000	740	£1,502.00
ZPLA2210R	2200	1000	740	£1,507.00
ZPLA2412R	2400	1200	740	£1,891.00



## BARREL MEETING TABLE

	Dimensions			RRP
	W	D	H	
ZPLA2010B	2000	1000	740	£1,591.00
ZPLA2412B	2400	1200	740	£1,936.00



## LOW STOOL

		Dimensions			RRP
		W	D	H	
SPS-LSTL	Plain top	405	405	500	£581.00
SPS-LSTL-BTN	Button Top	405	405	500	£620.00



## BENCH (LOW)

		Dimensions			RRP
		W	D	H	
SP-SPS-N	Plain top	1180	405	500	£942.00
SP-N-BTN	Button top	1180	405	500	£1,059.00

# PLATEAU HIGH

5 YR  
COMPONENT  
GUARANTEE

25 MM  
TOP  
THICKNESS

MADE  
TO  
ORDER

AVAILABLE  
WITH  
CUT-OUT  
CONTACT SALES

// NOTE: contact sales for lead time



## HIGH TABLE

	Dimensions			RRP
	W	D	H	
ZPLAP1410R	1400	1000	1106	£1,813.00
ZPLAP1610R	1600	1000	1106	£1,816.00
ZPLAP1810R	1800	1000	1106	£1,818.00
ZPLAP2010R	2000	1000	1106	£1,819.00
ZPLAP2210R	2200	1000	1106	£1,822.00
ZPLAP2410R	2400	1000	1106	£1,823.00

## HIGH STOOL

		Dimensions			RRP
		W	D	H	
SP-SPS-HSTL	Plain	375	375	830	£914.00
SP-SPS-HSTL-BTN	Button	375	375	830	£952.00

### MADE TO ORDER TOP FINISHES // FRAME FINISH

ANTHRACITE	BLACK	ELLMAU BEECH	GREY NEBRASKA OAK	GREY	SORANO OAK	NATURAL NEBRASKA OAK	WHITE	//	OAK
ANT	BK	B	GNO	GRY	SO	NNO	WHT		OK

### FABRIC FINISH



// NOTE: Priced in Camira Rivet



5YR  
COMPONENT  
GUARANTEE

25MM  
TOP  
THICKNESS

MADE  
TO  
ORDER

AVAILABLE  
WITH  
CUT-OUT  
CONTACT SALES

# MASSA BOARDROOM TABLES



## 1000 DEEP TABLES

	Dimensions			RRP
	W	D	H	
MAS2410	2400	1000	730	£2,420.00
MAS2810	2800	1000	730	£3,643.00
MAS3210	3200	1000	730	£3,746.00
MAS3610	3600	1000	730	£3,848.00
MAS4010	4000	1000	730	£3,952.00
MAS4210	4200	1000	730	£4,353.00
MAS4410	4400	1000	730	£4,866.00
MAS4810	4800	1000	730	£4,660.00
MAS5410	5400	1000	730	£4,763.00
MAS6010	6000	1000	730	£4,983.00

## 1200 DEEP TABLES

	Dimensions			RRP
	W	D	H	
MAS2412	2400	1200	730	£3,044.00
MAS2812	2800	1200	730	£4,733.00
MAS3212	3200	1200	730	£5,046.00
MAS3612	3600	1200	730	£5,150.00
MAS4012	4000	1200	730	£5,255.00
MAS4212	4200	1200	730	£5,454.00
MAS4412	4400	1200	730	£5,886.00
MAS4812	4800	1200	730	£5,964.00
MAS5412	5400	1200	730	£6,066.00
MAS6012	6000	1200	730	£7,048.00



## 1400 DEEP TABLES

	Dimensions			RRP
	W	D	H	
MAS2414	2400	1400	730	£3,152.00
MAS2814	2800	1400	730	£4,813.00
MAS3214	3200	1400	730	£5,027.00
MAS3614	3600	1400	730	£5,133.00
MAS4014	4000	1400	730	£5,228.00
MAS4214	4200	1400	730	£5,465.00
MAS4414	4400	1400	730	£5,868.00
MAS4814	4800	1400	730	£6,082.00
MAS5414	5400	1400	730	£6,182.00
MAS6014	6000	1400	730	£7,163.00

- Stylish, tapered legs
- Robust, modular frame construction
- Quick, simple assembly
- Large foot adjusters and glides
- Wide range of sizes available

// **NOTE:** Consider adding power options when ordering, please see page 252 - 255

### MADE TO ORDER TOP FINISHES

ANTHRACITE	BLACK	ELLMALU BEECH	GREY NEBRASKA OAK
ANT	BK	B	GNO
GREY	SORANO OAK	NATURAL NEBRASKA OAK	WHITE
GRY	SO	NNO	WHT

### FRAME FINISHES

SILVER	BLACK GRAPHITE	WHITE
SF	BGF	WF





5YR  
COMPONENT  
GUARANTEE

25MM  
TOP  
THICKNESS

MADE  
TO  
ORDER

AVAILABLE  
WITH  
CUT-OUT  
CONTACT SALES

# VENTI HIGH MEETING TABLES



## SQUARE TABLE

	Dimensions			RRP
	W	D	H	
VHT80	800	800	1070	£1,149.00

## RECTANGULAR TABLE

	Dimensions			RRP
	W	D	H	
VHT18	1800	800	1070	£1,348.00

### MADE TO ORDER TOP FINISHES // FRAME FINISH

ANTHRACITE	BLACK	ELLMALU BEECH	GREY NEBRASKA OAK	GREY	SORANO OAK	NATURAL NEBRASKA OAK	WHITE	//	BLACK GRAPHITE
ANT	BK	B	GNO	GRY	SO	NNO	WHT		BGF







5YR  
COMPONENT  
GUARANTEE

25MM  
TOP  
THICKNESS

MADE  
TO  
ORDER

AVAILABLE  
WITH  
CUT-OUT  
CONTACT SALES

# VENTI MEETING TABLES



## SQUARE MEETING TABLES

	Dimensions			RRP
	W	D	H	
VLT80	800	800	760	£894.00

## RECTANGULAR MEETING TABLES

	Dimensions			RRP
	W	D	H	
VLT12	1200	800	760	£949.00
VLT16	1600	800	760	£994.00
VLT18	1800	800	760	£1,044.00

### MADE TO ORDER TOP FINISHES // FRAME FINISH

ANTHRACITE	BLACK	ELLMAU BEECH	GREY NEBRASKA OAK	GREY	SORANO OAK	NATURAL NEBRASKA OAK	WHITE	//	BLACK GRAPHITE
ANT	BK	B	GNO	GRY	SO	NNO	WHT		BGF



5YR  
COMPONENT  
GUARANTEE

25MM  
TOP  
THICKNESS

MADE  
TO  
ORDER

AVAILABLE  
WITH  
CUT-OUT  
CONTACT SALES

# FRACTION INFINITY TABLES



## SQUARE MEETING TABLES

	Dimensions			RRP
	W	D	H	
ZFIMT1212	1200	1200	740	£621.00
ZFIMT1414	1400	1400	740	£707.00
ZFIMT1616	1600	1600	740	£773.00

## RECTANGULAR MEETING TABLES

	Dimensions			RRP
	W	D	H	
ZFIMT1480	1400	800	740	£603.00
ZFIMT1680	1600	800	740	£645.00
ZFIMT1880	1800	800	740	£656.00
ZFIMT2010	2000	1000	740	£723.00
ZFIMT2412	2400	1200	740	£934.00

### MADE TO ORDER TOP FINISHES // FRAME FINISHES

ANTHRACITE	BLACK	ELLMALU BEECH	GREY NEBRASKA OAK	GREY	SORANO OAK	NATURAL NEBRASKA OAK	WHITE	//	WHITE	SILVER	BLACK
ANT	BK	B	GNO	GRY	SO	NNO	WHT		WH	SV	BK

- A modern twist on the traditional 4 leg table
- Intermediate legs facilitate larger tables to support teams working together or collaborative spaces
- Bespoke sizes available, please speak to our sales team for further information





5 YR  
COMPONENT  
GUARANTEE

18MM  
SHELVES  
AND BACK  
THICKNESS

MADE  
TO  
ORDER

# MEDIA UNITS




MEDIA CUPBOARD

	Dimensions			RRP
	W	D	H	
TTWMOD1GP1	1018	600	2100	£3,902.00



SCREEN AND STORAGE UNIT

	Dimensions			RRP
	W	D	H	
TTWMOD2	2000	600	2100	£4,606.00



SLIDING DOOR MEDIA UNIT

	Dimensions			RRP
	W	D	H	
TTWMOD3	1018	600	2100	£4,626.00



SHELVING UNIT WITH DESK

	Dimensions			RRP
	W	D	H	
TTWMOD5	1018	600	2100	£1,145.00

MADE TO ORDER FINISHES

ANTHRACITE	BLACK	ELLMAU BEECH	GREY NEBRASKA OAK	GREY	SORANO OAK	NATURAL NEBRASKA OAK	WHITE
ANT	BK	B	GNO	GRY	SO	NNO	WHT

- Available in 8 finishes
- Cam locks come as standard. All other locks are POA
- 18mm wooden carcass
- Bespoke options available, please contact sales for details







5 YR  
COMPONENT  
GUARANTEE

25 MM  
TOP  
THICKNESS

MADE  
TO  
ORDER

# MOBILE TABLES



TOP FINISHES // FRAME FINISH

ANTHRACITE	BLACK	ELLMAU BEECH	GREY NEBRASKA OAK	GREY	SORANO OAK	NATURAL NEBRASKA OAK	WHITE	//	WHITE	SILVER	BLACK
ANT	BK	B	GNO	GRY	SO	NNO	WHT		WHT	SV	BK



## 600 MOBILE

	Dimensions			RRP
	W	D	H	
T-MOBILE-1260	1200	600	733	£519.00
T-MOBILE-1460	1400	600	733	£550.00
T-MOBILE-1660	1600	600	733	£587.00
T-MOBILE-1860	1800	600	733	£612.00

## 800 MOBILE

	Dimensions			RRP
	W	D	H	
T-MOBILE-1280	1200	800	733	£575.00
T-MOBILE-1480	1400	800	733	£619.00
T-MOBILE-1680	1600	800	733	£659.00
T-MOBILE-1880	1800	800	733	£693.00

5 YR  
COMPONENT  
GUARANTEE

25MM  
TOP  
THICKNESS

# CONTRACT MEETING TABLES



STOCKED TOP FINISHES // FRAME FINISH

BEECH	NOVA OAK	DARK WALNUT	WHITE	//	SILVER
BE	NO	DW	WH		SV



## SINGLE

	Dimensions			RRP
	W	D	H	
OCMT10D	1000	1000	725	£585.00
OCMT12D	1400	800	733	£684.00

## DOUBLE

	Dimensions			RRP
	W	D	H	
OCMT1010	1000	1000	725	£560.00
OCMT1880	1800	800	733	£965.00
OCMT2410RAD	2400	1000	725	£1,125.00



5 YR  
COMPONENT  
GUARANTEE

25 MM  
TOP  
THICKNESS

# CASSIS TILTING TABLES



D-END

	Dimensions			RRP
	W	D	H	
OETT1470DEND	1400	700	720	£500.00
OETT1680DEND	1600	800	720	£532.00



TRAPEZOIDAL

	Dimensions			RRP
	W	D	H	
OETT1680TRAP	1600	800	720	£514.00

• Only order with 800 depth Rectangular



RECTANGULAR

	Dimensions			RRP
	W	D	H	
OETT1270	1200	700	720	£483.00
OETT1280	1200	800	720	£494.00
OETT1470	1400	700	720	£498.00
OETT1480	1400	800	720	£513.00
OETT1670	1600	700	720	£514.00
OETT1680	1600	800	720	£531.00

STOCKED TOP FINISHES // FRAME FINISH

BEECH	NOVA OAK	GREY OAK	WHITE	//	SILVER
BE	NO	GO	WH		SV

MADE TO ORDER TOP FINISHES

DARK WALNUT	MAPLE
DW	MA

- A mobile table with manual adjustment thumb wheels to tilt top
- Available with a silver frame
- Can be stacked or nested
- Ideal for multi-functional rooms where space is at a premium
- Lockable castors
- Dark walnut and maple tops are made to order - contact sales for lead time





5 YR  
COMPONENT  
GUARANTEE

25MM  
TOP  
THICKNESS

# CANNES TILTING TABLES



D-END

	Dimensions			RRP
	W	D	H	
OTT1470DEND	1400	700	720	£709.00
OTT1680DEND	1600	800	720	£744.00



TRAPEZOIDAL

	Dimensions			RRP
	W	D	H	
OTT1680TRAP	1600	800	720	£723.00



RECTANGULAR

	Dimensions			RRP
	W	D	H	
OTT1270	1200	700	720	£690.00
OTT1280	1200	800	720	£690.00
OTT1470	1400	700	720	£711.00
OTT1480	1400	800	720	£711.00
OTT1670	1600	700	720	£733.00
OTT1680	1600	800	720	£733.00


- A mobile table with a user friendly quick release bar to tilt top
  - Available with a silver frame
  - Can be stacked or nested
  - Ideal for multi-functional rooms where space is at a premium
  - Lockable castors
- // **NOTE:** Dark walnut and maple tops are made to order - contact sales for lead time

STOCKED TOP FINISHES // FRAME FINISH

BEECH	NOVA OAK	GREY OAK	WHITE	//	SILVER
BE	NO	GO	WH		SV

MADE TO ORDER TOP FINISHES

DARK WALNUT	MAPLE
DW	MA



## UNDER DESK LINKING



	RRP
UDLM Use with tilting & economy tilting tables	£24.00

5 YR  
COMPONENT  
GUARANTEE

25MM  
TOP  
THICKNESS

# UNION FOLDING TABLES



## RECTANGULAR

	Dimensions			RRP	
	W	D	H	Silver	Chrome
OUFT1270	1200	700	725	£333.00	£350.00
OUFT1280	1200	800	725	£345.00	£361.00
OUFT1470	1400	700	725	£348.00	£365.00
OUFT1480	1400	800	725	£363.00	£378.00
OUFT1670	1600	700	725	£364.00	£379.00
OUFT1680	1600	800	725	£380.00	£395.00

## TRAPEZOIDAL

	Dimensions			RRP	
	W	D	H	Silver	Chrome
OUFT1680TRAP	1600	800	725	£364.00	£378.00







- Fold flat legs for easy storage
  - Chrome and silver leg options
  - Legs wood screwed into desktop
  - Ideal for multi-functional rooms where space is at a premium
- // **NOTE:** Dark walnut and maple tops are made to order - contact sales for lead time

## D-END

	Dimensions			RRP	
	W	D	H	Silver	Chrome
OUFT1680DEND	1600	800	725	£382.00	£398.00

### STOCKED TOP FINISHES // FRAME FINISHES

BEECH	NOVA OAK	GREY OAK	WHITE	//	SILVER	CHROME
BE	NO	GO	WH		SV	CR

### MADE TO ORDER TOP FINISHES

DARK WALNUT	MAPLE
DW	MA





5 YR  
COMPONENT  
GUARANTEE

25MM  
TOP  
THICKNESS

# SIERRA ONE TABLE



## RECTANGULAR

	Dimensions			RRP
	W	D	H	
<b>OFPMT1280</b> (All finishes made to order)	1200	800	730	<b>£363.00</b>
<b>OFPMT1480</b>	1400	800	730	<b>£379.00</b>
<b>OFPMT1680</b>	1600	800	730	<b>£394.00</b>
<b>OFPMT1880</b>	1800	800	730	<b>£411.00</b>
<b>OFPMTDEND1680</b> (All finishes made to order)	1600	800	730	<b>£399.00</b>

## CIRCULAR

	Dimensions			RRP
	W	D	H	
<b>OFPMT10D</b>	1000	1000	730	<b>£412.00</b>
<b>OFPMT12D</b>	1200	1200	730	<b>£449.00</b>



## BOARDROOM TABLE 1800

	Dimensions			RRP
	W	D	H	
<b>OFPBD1800</b> (All finishes made to order)	1800	1200	730	<b>£481.00</b>

## BOARDROOM TABLE 2400

	Dimensions			RRP
	W	D	H	
<b>* OFPBD2400</b> (All finishes made to order)	2400	1200	730	<b>£605.00</b>

### STOCKED FINISHES

BEECH	NOVA OAK	GREY OAK	WHITE
BE	NO	GO	WH

### MADE TO ORDER FINISHES

DARK WALNUT	MAPLE
DW	MA

- Dark walnut and maple are made to order - contact sales for lead time

# GUARDA BOARDROOM TABLES

5 YR  
COMPONENT  
GUARANTEE

25MM  
TOP  
THICKNESS



## ROUND MEETING TABLE

	Dimensions			RRP
	W	D	H	
TES1100D	1100	1100	730	£320.00

## D-END MEETING TABLE

	Dimensions			RRP
	W	D	H	
TK1810DE (All finishes made to order)	1800	1000	730	£367.00
TK2412DE (All finishes made to order)	2400	1200	730	£605.00

### STOCKED FINISHES

BEECH	NOVA OAK	GREY OAK	WHITE
BE	NO	GO	WH

### MADE TO ORDER FINISHES

DARK WALNUT	MAPLE
DW	MA

- Dark walnut and maple are made to order - contact sales for lead time



5 YR  
COMPONENT  
GUARANTEE

MADE  
TO  
ORDER

AVAILABLE  
WITH  
CUT-OUT  
CONTACT SALES

# REFLEX



## ONE PIECE OCTAGONAL CONFERENCE TABLE

	Dimensions			RRP MFC
	W	D	H	
ROCT2400	2400	1000	740	£3,499.00
ROCT2600	2600	1200	740	£3,612.00
ROCT2800	2800	1200	740	£3,757.00
ROCT3000	3000	1400	740	£5,421.00

## ONE PIECE RECTANGULAR MEETING TABLE

	Dimensions			RRP MFC
	W	D	H	
RMT16/10	1600	1000	740	£2,411.00
RMT18/10	1800	1000	740	£2,650.00
RMT20/12	2000	1200	740	£2,993.00
RMT22/12	2200	1200	740	£3,234.00
RMT24/12	2400	1200	740	£3,472.00
RMT26/14	2600	1400	740	£3,697.00
RMT28/14	2800	1400	740	£3,814.00



- Tapered angled legs with steel subframe
- Adjustable levelling feet
- Supplied with horizontal three channel cable management when ordered with a power module. See page 261

## TWO PIECE RECTANGULAR MEETING TABLE

	Dimensions			RRP MFC
	W	D	H	
RMT30/14	3000	1400	740	£5,107.00
RMT32/14	3200	1400	740	£5,212.00
RMT36/14	3600	1400	740	£5,425.00
RMT40/14	4000	1400	740	£5,638.00
RMT44/14	4400	1400	740	£5,849.00
RMT48/14	4800	1400	740	£6,061.00

### TOP FINISHES

ASH	AUTUMN CHERRY	BEECH	CHESTER OAK	ENGLISH WALNUT
A	C	B	O	W
GREY	GREY NEBRASKA OAK	LAURENTII WENGE	NATURAL NEBRASKA OAK	WHITE
G	GNO	WE	NNO	WH

### LEG FINISHES

SILVER	BLACK GRAPHITE	WHITE
SF	BGF	WF







## 1000 DEEP RECTANGULAR MEETING TABLE

	Dimensions			RRP MFC
	W	D	H	
LUXMT12/10	1200	1000	740	£2,198.00
LUXMT14/10	1400	1000	740	£2,307.00
LUXMT16/10	1600	1000	740	£2,411.00
LUXMT18/10	1800	1000	740	£2,650.00
LUXMT20/10	2000	1000	740	£2,889.00
LUXMT22/10	2200	1000	740	£3,123.00
LUXMT24/10	2400	1000	740	£3,366.00
LUXMT26/10	2600	1000	740	£3,482.00
LUXMT28/10	2800	1000	740	£3,602.00



## 1200 DEEP OCTAGONAL CONFERENCE TABLE

	Dimensions			RRP MFC
	W	D	H	
LUXOCT2600	2600	1200	740	£3,612.00
LUXOCT2800	2800	1200	740	£3,757.00



## 1400 DEEP RECTANGULAR MEETING TABLE

	Dimensions			RRP MFC
	W	D	H	
LUXMT16/14	1600	1400	740	£2,623.00
LUXMT18/14	1800	1400	740	£2,859.00
LUXMT20/14	2000	1400	740	£3,102.00
LUXMT22/14	2200	1400	740	£3,336.00
LUXMT24/14	2400	1400	740	£3,577.00
LUXMT26/14	2600	1400	740	£3,697.00
LUXMT28/14	2800	1400	740	£3,814.00

// **NOTE:** Ash angled legs as standard

- Steel sub frame
- Adjustable levelling feet
- Supplied with horizontal three channel cable management when ordered with a power module. Please see page 252 - 255

### MFC FINISHES

ASH	AUTUMN CHERRY	BEECH	CHESTER OAK	ENGLISH WALNUT
A	C	B	O	W
GREY	GREY NEBRASKA OAK	LAURENTII WENGE	NATURAL NEBRASKA OAK	WHITE
G	GNO	WE	NNO	WH

### LEG FINISHES

ASH	OAK	STAINED WALNUT	STAINED WENGE	STAINED WHITE
A	O	W	WE	WH



**5** YR  
COMPONENT  
GUARANTEE

MADE  
TO  
ORDER

# WINDSOR

- Gives a distinct and traditional look to any meeting or boardroom
- Hand finished
- MFC finishes: ash, autumn cherry, beech, chester oak, english walnut, grey, grey nebraska oak, laurentii wenge, natural nebraska oak, white



## OVAL CONFERENCE TABLE

	Dimensions			RRP
	W	D	H	MFC
OVT24	2400	1200	740	£2,491.00

- Arrowhead leg base with modesty panel. Seating up to 8 people

## DOUBLE D ENDED CONFERENCE TABLE

	Dimensions			RRP
	W	D	H	MFC
DDT24	2400	1200	740	£2,491.00

- Arrowhead leg base with modesty panel. Seating up to 8 people



## BARREL CONFERENCE TABLE

	Dimensions			RRP
	W	D	H	MFC
BST24	2400	1200	740	£2,491.00

- Arrowhead leg base with modesty panel. Seating up to 8 people

## DOUBLE D ENDED CONFERENCE TABLE

	Dimensions			RRP
	W	D	H	MFC
CONF2AL	3400	1200	740	£3,549.00

- Arrowhead leg base with modesty panel. Seating up to 10 people
- Supplied in 2 x 1700mm sections
- Extended upright is standard black

### TOP FINISHES

ASH	AUTUMN CHERRY	BEECH	CHESTER OAK	ENGLISH WALNUT	GREY	GREY NEBRASKA OAK	LAURENTII WENGE	NATURAL NEBRASKA OAK	WHITE
A	C	B	O	W	G	GNO	WE	NNO	WH



# AEROFOIL

- A beautiful yet practical solution to your meeting room
- Optional power modules can be incorporated
- MFC finishes: ash, autumn cherry, beech, chester oak, english walnut, grey, grey nebraska oak, laurentii wenge, natural nebraska oak, white
- Metalwork finishes: silver, black graphite, white

**5**  
YR  
COMPONENT  
GUARANTEE

**1**  
YR  
GUARANTEE  
ON ELECTRIC  
ITEMS

**MADE  
TO  
ORDER**

AVAILABLE  
WITH  
CUT-OUT  
**CONTACT SALES**



## BARREL SHAPED BOARDROOM TABLE

	Dimensions			RRP
	W	D	H	MFC
ABT26	2600	1300	740	£4,859.00
ABT28	2800	1300	740	£5,028.00

- Barrel shaped top with elliptical base with silver extruded upright
- Horizontal & vertical cable management. Seating up to 8 people

## BARREL SHAPED BOARDROOM TABLE

	Dimensions			RRP
	W	D	H	MFC
ABT40	4000	1300	740	£7,412.00

- Barrel shaped top with elliptical base with silver extruded upright
- Horizontal & vertical cable management
- Seating up to 12 people. Supplied in 2 x 2000mm sections

### TOP FINISHES

ASH	AUTUMN CHERRY	BEECH	CHESTER OAK	ENGLISH WALNUT	GREY	GREY NEBRASKA OAK	LAURENTII WENGE	NATURAL NEBRASKA OAK	WHITE
A	C	B	O	W	G	GNO	WE	NNO	WH

### FRAME FINISHES

SILVER	BLACK GRAPHITE	WHITE
SF	BGF	WF

## POWER MODULE TYPE 1

	RRP
PPM2/S	£581.00
PPM2/B	£745.00
PPM2/W	£745.00



- 2 x Power sockets, 3.15 Amps individually fused
- Available in silver, black & white

## POWER MODULE TYPE 2

	RRP
PPM4/S	£804.00
PPM4/B	£1,036.00
PPM4/W	£1,036.00



- 4 x Power sockets, 3.15 Amps individually fused
- Available in silver, black & white

## POWER & DATA MODULE TYPE 1

	RRP
PPMD2/S	£760.00
PPMD2/B	£919.00
PPMD2/W	£919.00



- 2 x Power sockets, 3.15 Amps individually fused & 2 x Cat5e data sockets
- Includes 3 metre data cable
- Available in silver, black & white

## POWER & DATA MODULE TYPE 2

	RRP
PPMD4/S	£970.00
PPMD4/B	£1,199.00
PPMD4/W	£1,199.00



- 4 x Power sockets, 3.15 Amps individually fused & 2 x Cat5e data sockets
- Includes 3 metre data cable
- Available in silver, black & white

## POWER & DATA MODULE COLOURS



Silver with Grey trim / **S** (Standard lead time)    Black with Black trim / **B** (4 week lead time)    White with Grey trim / **W** (4 week lead time)

## MAINS CABLE - BLACK PLUG

	Length	RRP
3M	3000	£42.00
5M	5000	£53.00
7M	7000	£62.00



**ALL MADE  
TO ORDER  
PRODUCTS**

// NOTE: Power can be used with Reflex, Lux, Windsor and Aerofoil



**5** YR  
COMPONENT  
GUARANTEE

**18** MM  
TOP  
THICKNESS

# MULTIPURPOSE TABLES



## RECTANGULAR TABLE

	Dimensions			RRP
	W	D	H	
OMPT1280REC	1200	800	730	£215.00
OMPT1680REC	1600	800	730	£218.00
OMPT1880REC	1800	800	730	£239.00

## SEMI-CIRCULAR TABLE

	Dimensions			RRP
	W	D	H	
OMPT1680SEMI	1600	800	730	£288.00







- A range of tables in three different shapes to enable you to make the best use of your space
  - Flatpack frame construction
  - Ideal for constructing meeting or boardroom tables of different shapes
- // **NOTE:** Dark walnut and maple tops are made to order - contact sales for lead time

## TRAPEZOIDAL TABLE

	Dimensions			RRP
	W	D	H	
OMPT1680TRAP	1600	692	730	£337.00

### STOCKED TOP FINISHES // FRAME FINISH

BEECH	NOVA OAK	GREY OAK	WHITE	//	SILVER
BE	NO	GO	WH		SV

### MADE TO ORDER TOP FINISHES

DARK WALNUT	MAPLE
DW	MA



5 YR  
COMPONENT  
GUARANTEE

25MM  
TOP  
THICKNESS

# CONTRACT TABLES



## LOW TABLE

	Dimensions			RRP
	W	D	H	
CH2683	600	600	430	£342.00
CH2693	800	800	430	£365.00



## MEDIUM TABLE

	Dimensions			RRP
	W	D	H	
CH2684	600	600	725	£350.00
CH2694	800	800	725	£374.00



## HIGH TABLE

	Dimensions			RRP
	W	D	H	
CH2685	600	600	1105	£508.00
CH2695	800	800	1105	£531.00

- Dark walnut and maple tops are made to order - contact sales for lead time

### STOCKED TOP FINISHES

BEECH	NOVA OAK	GREY OAK	WHITE	BLACK
BE	NO	GO	WH	BK

### STOCKED FRAME FINISHES

WHITE	BLACK	SILVER
WH	BK	SV

### MADE TO ORDER TOP FINISHES

DARK WALNUT	MAPLE
DW	MA





5 YR  
COMPONENT  
GUARANTEE

25MM  
TOP  
THICKNESS

# TRINITY TABLES




## LOW TABLE

	Dimensions			RRP
	W	D	H	
CH2583	600	600	435	£242.00
CH2593	800	800	435	£359.00

## MEDIUM TABLE

	Dimensions			RRP
	W	D	H	
CH2584	600	600	735	£257.00
CH2594	800	800	735	£374.00



## HIGH TABLE

	Dimensions			RRP
	W	D	H	
CH2585	600	600	1110	£279.00

### STOCKED TOP FINISHES

BEECH	NOVA OAK	GREY OAK	WHITE	BLACK
BE	NO	GO	WH	BK

### FRAME FINISH

BLACK
BK

### MADE TO ORDER TOP FINISHES

DARK WALNUT	MAPLE
DW	MA





# POWER, ACCESSORIES & COATSTANDS

// 19

Our range of versatile office power and accessories have been designed with space management and personal needs in mind, these essential office products can easily adapt to your space and desired aesthetic.



# SECTION CONTENTS



**ON DESK POWER  
MODULES**

Page 252



**ON DESK POWER  
MODULES ADD ON**

Page 252




**MAINS AND  
INTER-CONNECTOR LEADS**

Page 253



**IN DESK POWER  
MODULE**

Page 254



**ROUND IN DESK POWER  
MODULE**

Page 254



**ROUND IN DESK WIRELESS  
POWER MODULE**

Page 255



**DESK ACCESSORIES**

Page 256



**COATSTANDS**

Page 257

2 YR  
COMPONENT  
GUARANTEE

MADE  
TO  
ORDER

# ON DESK POWER MODULES



- Aluminium housing and decorative veneer available in white, silver or black to suit your aesthetic
- Different colour combinations are available
- 70% faster charging with True Fast Charge
- Single or double 240V power socket
- 100W USB-C Synapse™ smart functionality available (requires additional hub), 30W USB-C and 27W USB-A as standard
- 0.5m cable with GST connector
- Exceeds BS1363-2, BS5733 (1,2 & 3) and ASTA Approved
- Designed to go beyond what is required by BS6396:2022, and consequently are the safest products on the market

// **NOTE:** Mains lead is not supplied with power module  
Please refer to page 253

White	Black	Silver		RRP
NEX101W1W-01	NEX101B1B-01	*NEX101S1G-01	Single socket, 1 x 30W USB-C, 1 x 27W USB-A	£138.00
*NEX101W2W-01	*NEX101B2B-01	*NEX101S2G-01	Double socket	£82.00
*NEX101W3W-01	*NEX101B3B-01	*NEX101S3G-01	Single socket, 1 x USB-C 100W Synapse power & data, 1 x 27W USB-A (*hub required)	£209.00

#### FINISHES

WHITE	BLACK	SILVER
WH	BK	SV

\* Made to order, please contact sales for lead time

# ON DESK POWER MODULES ADD ON

2 YR  
COMPONENT  
GUARANTEE

MADE  
TO  
ORDER



- Available in 3 colours to match the above on desk power modules
- 4 connection options: USB-C, HDMI, 3.5mm audio jack and RJ45 Ethernet
- 0.5m cable with connectors
- Securely clamps in to the above on desk power modules
- Can be retro fitted at any time

// **NOTE:** on desk power modules add on are all made to order please contact sales for lead time

White	Black	Silver		RRP
OSL1016101W-01	OSL1016101B-01	OSL1016101G-01	USB-C, 0.5m	£76.00
OSL1016102W-01	OSL1016102B-01	OSL1016102G-01	RJ45 CAT6, 0.5m	£32.00
OSL1016103W-01	OSL1016103B-01	OSL1016103G-01	3.5mm stereo, 0.5m	£76.00
OSL1016104W-01	OSL1016104B-01	OSL1016104G-01	HDMI, 0.5m	£65.00

#### MADE TO ORDER FINISHES

WHITE	BLACK	SILVER
WH	BK	SV





**2** YR  
COMPONENT  
GUARANTEE

**MADE  
TO  
ORDER**

# MAINS AND INTER-CONNECTOR LEADS



Black	RRP
<b>NEX100311B-01</b> 1m mains lead, 1.5mm cable, 3 uk pin and include 13amp fuse	<b>£16.00</b>
<b>NEX100312B-01</b> 2m mains lead, 1.5mm cable, 3 uk pin and include 13amp fuse	<b>£21.00</b>
<b>NEX100313B-01</b> 3m mains lead, 1.5mm cable, 3 uk pin and include 13amp fuse	<b>£26.00</b>
<b>NEX100314B-01</b> 4m mains lead, 1.5mm cable, 3 uk pin and include 13amp fuse	<b>£31.00</b>
<b>NEX100315B-01</b> 5m mains lead, 1.5mm cable, 3 uk pin and include 13amp fuse	<b>£36.00</b>
Black	RRP
<b>*NEX1003205B-01</b> 0.5m inter-connector lead, 1.5mm cable	<b>£13.00</b>
<b>*NEX1003215B-01</b> 1.5m inter-connector lead, 1.5mm cable	<b>£17.00</b>
<b>*NEX100321B-01</b> 1m inter-connector lead, 1.5mm cable	<b>£15.00</b>
<b>*NEX100322B-01</b> 2m inter-connector lead, 1.5mm cable	<b>£19.00</b>
<b>*NEX100323B-01</b> 3m inter-connector lead, 1.5mm cable	<b>£21.00</b>

// **NOTE:** To be used with power modules only

// **NOTE:** Inter-connector leads require mains lead

**FINISH**

**BLACK**

**BK**

\* Made to order, please contact sales for lead time

2 YR  
COMPONENT  
GUARANTEE

MADE  
TO  
ORDER

# IN DESK POWER MODULE



- Robust and elegant cast aluminium housing available in white, silver or black with matching cover plate
- 70% faster charging with True Fast Charge
- Single or double 240V power socket protected by our unique tool activated reset
- 100W USB-C Synapse™ smart functionality available, 30W USB-C and 27W USB-A as standard
- 0.5m cable with GST connector
- Ergonomic design presents sockets at the optimum angle for ease of use
- Designed to go beyond what is required by BS6396:2022, and consequently are the safest products on the market

// **NOTE:** Doesn't fit standard desking cable ports. Recommended for Kuddle and boardroom table ranges

// **NOTE:** Mains lead is not supplied with power module. Please refer to page 253

White	Black	Silver		RRP
*NEX103W1W-01	*NEX103B1B-01	*NEX103S1G-01	Single socket, 1 x 30W USB-C, 1 x 27W USB-A	£138.00
*NEX103W2W-01	*NEX103B2B-01	*NEX103S2G-01	Double socket	£82.00
*NEX103W3W-01	*NEX103B3B-01	*NEX103S3G-01	Single socket, 1 x USB-C 100W Synapse power & data, 1 x 27W USB-A	£209.00

**FINISHES**

WHITE	BLACK	SILVER
WH	BK	SV

\* Made to order, please contact sales for lead time

# ROUND IN DESK POWER MODULE

2 YR  
COMPONENT  
GUARANTEE

MADE  
TO  
ORDER



- Machined aluminium housing available in white, silver or black with matching cover plates to suit your aesthetic
- 70% faster charging with True Fast Charge
- 240V power socket protected by unique tool activated reset
- 100W USB-C Synapse™ smart functionality available (requires additional hub), 30W USB-C and 27W USB-A as standard
- 0.5m cable with GST connector
- Fits into an industry standard 80mm grommet hole
- Future proof design allows data or AV to be added on site
- Designed to go beyond what is required by BS6396:2022, and consequently are the safest products on the market

// **NOTE:** Mains lead is not supplied with power module. Please refer to page 253

White	Black	Silver		RRP
*NEX200WW1W-01	*NEX200BB1B-01	*NEX200BS1G-01	Single socket, 30W USB-c, 27W USB-A	£126.00
*NEX200WW2W-01	*NEX200BB2B-01	*NEX200BS2G-01	Single socket, 30W USB-c, 27W USB-A, additional USB-C blank slot	£128.00
*NEX200WS3W-01	*NEX200BB3B-01	*NEX200BS3G-01	Single socket, 30W USB-c, 27W USB-A, additional RJ45 blank slot	£130.00
*NEX200WW4W-01	*NEX200BB4B-01	*NEX200BS4G-01	Single socket, 30W USB-c, 27W USB-A, additional USB-A blank slot	£132.00

**FINISHES**

WHITE	BLACK	SILVER
WH	BK	SV

\* Made to order, please contact sales for lead time



## ROUND IN DESK WIRELESS POWER MODULE

2 YR  
COMPONENT  
GUARANTEE

MADE  
TO  
ORDER



How to assemble:

Insert module through cable port hole in the desk top from above. Refit and tighten plastic ring, rotating your module to your desired angle. Plug connecting cable to module socket, removing surplus dip.

- Available with 3 bezel colours - silver, white or black with matching veneer
- 10W Qi compatible charging
- LED charging indicator
- 0.5m cable with USB-A connector
- ASTA Approved

White	Black	Silver		RRP
*NEXW	*NEXB	*NEXG	10W QJ compatible charging, LED indicator, 0.5m cable with USB-A connector	£112.00

FINISHES

WHITE	BLACK	SILVER
WH	BK	SV

\* Made to order, please contact sales for lead time



# DESK ACCESSORIES



**30 KG**  
LOAD  
CAPACITY  
PER ARM

## POLE MOUNTED MONITOR ARM

	RRP
<b>MBMA</b> Available in black, silver and white	<b>£141.00</b>

- Cable management clips
- Includes pre-assembled clamp and through desk fixing
- Installed in under two minutes without the use of any tools



**15 KG**  
LOAD  
CAPACITY  
PER ARM

## TWIN POLE MOUNTED MONITOR ARM

	RRP
<b>MBTA</b> Available in black, silver and white	<b>£183.00</b>

- Cable management clips
- Includes pre-assembled clamp and through desk fixing
- Installed in under two minutes without the use of any tools



**8 KG**  
LOAD  
CAPACITY  
PER ARM

## SINGLE SPRING ASSISTED MONITOR ARM

	RRP
<b>SGAMA</b> Available in black and white	<b>£221.00</b>

- Discrete cable management



**8 KG**  
LOAD  
CAPACITY  
PER ARM

## TWIN SPRING ASSISTED MONITOR ARM

	RRP
<b>TGAMA</b> Available in black and white	<b>£377.00</b>

- Discrete cable management
- Screens must be the same make, size and weight on either side




**MADE  
TO  
ORDER**

## VERTICAL CABLE MANAGER

	RRP
<b>CBS</b> Available in black, silver and white	<b>£61.00</b>

- Flexible design provides protection and movement
- Can accommodate cables totalling up to approximately 2.5cm x 2.5cm



## BASKET STYLE CABLE TRAY

		Dimensions	RRP
		Width	
<b>NTC701110800S-01</b>	For 1000 desk	800	<b>£64.00</b>
<b>NTC70111000S-01</b>	For 1200 desk	1000	<b>£69.00</b>
<b>NTC70111200S-01</b>	For 1400 desk	1200	<b>£78.00</b>
<b>NTC70111400S-01</b>	For 1600 desk	1400	<b>£85.00</b>
<b>NTC70111600S-01</b>	For 1800 desk	1600	<b>£93.00</b>

// NOTE: Available in chrome finish only

### FINISHES

BLACK	SILVER	WHITE
BK	SV	WH

3 YR  
COMPONENT  
GUARANTEE

3 YR  
GUARANTEE

# COATSTANDS

- Thick tubular steel construction
- Easy self assembly - no tools required
- Integral umbrella stands and weighted base for added stability



**CLUSTER COAT STAND**

	Dimensions	RRP
	H	
COATSTAND6	1820	£165.00

- Thick tubular steel construction
- Easy self assembly - no tools required
- Integral umbrella stands and weighted base for added stability



**CHROMY COAT STAND**

	Dimensions	RRP
	H	
COATSTAND2	1770	£303.00

- Thick tubular steel construction
- Easy self assembly - no tools required
- Integral umbrella stands and weighted base for added stability



**FESTIVAL COAT STAND**

		Dimensions	RRP
		H	
COATSTAND3	Black	1870	£182.00
COATSTAND4	White	1870	£175.00

- Six coat pegs with four mini pegs for accessories
- Smart umbrella holder and hook
- Weighted base for extra stability
- Easy assembly - no tools required



**WOODEN COAT STAND**

	Dimensions	RRP
	H	
COATSTAND5	1750	£175.00

# RECEPTION

// 20

Great first impressions are essential, and nothing says 'welcome' more than an inviting, well designed space. It doesn't matter what space limitations you have - create the perfect introduction to your business with our modular reception range.







**MODULAR RECEPTION UNITS**  
Page 260



**MODULAR RECEPTION TOPS**  
Page 261



**RECEPTION UNIT**  
Page 262



**RECEPTION UNIT WITH EXTENSION**  
Page 262




**RECEPTION LIGHTING PACK**  
Page 262

## RECEPTION MIX & MATCH


The reception desk has the option to separately pick the finish of the tops and sides, enabling you to mix finishes and create a reception unit that fits in with the office decor.

When ordering, select the finish for **Box A** to choose the desk and reception tops and select the finish for **Box B** to choose the front and side panel finish.

**Box A**



**Box B**



MADE  
TO  
ORDER

5 YR  
COMPONENT  
GUARANTEE

25MM  
TOP  
THICKNESS

# MODULAR RECEPTION



## STRAIGHT UNITS

	Dimensions			RRP
	W	D	H	
RCM800SBU	800	800	742	£321.00
RCM1200SBU	1200	800	742	£383.00

## CORNER UNIT

	Dimensions			RRP
	W	D	H	
RCMCB	800	800	742	£383.00

### STOCKED FINISH

WHITE
WH

### MADE TO ORDER FINISHES

BEECH	NOVA OAK	GREY OAK	DARK WALNUT	MAPLE
BE	NO	GO	DW	MA





### STRAIGHT TOPS

	Dimensions			RRP
	W	D	H	
RCM800SHU	800	320	400	£284.00
RCM1200SHU	1200	320	400	£333.00

### CORNER TOP

	Dimensions			RRP
	W	D	H	
RCMCH	800	320	400	£284.00

- Combine base units and optional counter tops to create your ideal solution
- 25mm top thickness
- Reception units are offered in 6 wood finishes to complement your office
- Beech, nova oak, grey oak, dark walnut and maple are made to order - contact sales for lead time
- White finish features white cable port, made to order finishes features black cable port





5 YR  
COMPONENT  
GUARANTEE

25MM  
TOP  
THICKNESS

# RECEPTION



RECEPTION UNIT

	Dimensions			RRP
	W	D	H	
RCA1400	1462	892	730 / 1165	£584.00
RCA1600	1662	892	730 / 1165	£648.00



UNIT WITH EXTENSIONS

	Dimensions			RRP
	W	D	H	
RCA1400EX	2400	890	730 / 1165	£752.00
RCA1600EX	2600	890	730 / 1165	£820.00



- A self-contained reception unit with a high shelf and private desk with cable ports
- Extension unit available for extra space or to allow access for wheelchair users
- A light is also available to illuminate the back of the unit
- Dark walnut and maple are made to order - contact sales for lead time
- Reception desks are not compatible with modular reception units, heights will not match

## LIGHTING PACK

	RRP
RCALIGHT	£221.00

### STOCKED TOP & SIDE FINISHES // EXTENSION LEG FINISH

BEECH	NOVA OAK	GREY OAK	WHITE	//	SILVER
BE	NO	GO	WH		SV

### MADE TO ORDER TOP & SIDE FINISHES

DARK WALNUT	MAPLE
DW	MA



WELCOME





# EDUCATION

// 21

Learning environments are constantly evolving to meet educational needs, and our educational furniture range is designed to support that.





# SECTION CONTENTS



**TEACHER WALL**

Page 266



**SPIN STOOL**

Page 268



**ARC**

Page 269



**FLEXIBLE TABLES**

Page 273



**TITAN ONE PIECE -  
RETOLD**

Page 274



**TITAN ONE PIECE**

Page 275



**TITAN 4-LEG**

Page 277



**TITAN MOVE**

Page 277



**TITAN SKID**

Page 279



**TITAN HIGH CHAIR**

Page 281



**TITAN STOOL**

Page 283



**TITAN SWIVEL**

Page 285



**TITAN SWIVEL  
STOOL**

Page 285



**T-BAG**

Page 287



**TRAY STORAGE**

Page 289



**FLAT-PACK  
CLASSROOM TABLES**

Page 295



**EXAM DESKS**

Page 297



**TITAN  
ACCESSORIES**

Page 299

# TEACHER WALL

5 YR  
COMPONENT  
GUARANTEE

18MM  
SHELVES &  
BACK  
THICKNESS

MADE  
TO  
ORDER



- Available in eight finishes and five module configurations
  - Cam locks come as standard. All other locks are POA
  - 18mm wooden carcass
- // **NOTE:** other configurations available. Please contact sales for more information

## CLASSIC TEACHER WALL

	Overall Dimensions
TTWBUN01	D600 W4036 H2100

### MADE TO ORDER FINISHES



- Available in eight finishes and five module configurations
  - Cam locks come as standard. All other locks are POA
  - 18mm wooden carcass
- // **NOTE:** other configurations available. Please contact sales for more information

## SLIDING DOOR TEACHER WALL

	Overall Dimensions
TTWBUN02	D600 W4036 H2100

### MADE TO ORDER FINISHES



E&EO. All items are subject to VAT, where applicable.



- Available in eight finishes and five module configurations
  - Cam locks come as standard. All other locks are POA
  - 18mm wooden carcass
- // **NOTE:** other configurations available. Please contact sales for more information

## COMPLETE TEACHER WALL

	Overall Dimensions
TTWBUN03	D600 W4112 H2100

### MADE TO ORDER FINISHES



- Available in eight finishes and five module configurations
  - Cam locks come as standard. All other locks are POA
  - 18mm wooden carcass
- // **NOTE:** other configurations available. Please contact sales for more information

## OPEN TEACHER WALL

	Overall Dimensions
TTWBUN04	D600 W4036 H2100

### MADE TO ORDER FINISHES







**SPIN STOOL**

	Overall Dimensions	Seat Dimensions
TA16	D445 W325 H505	H480

FR: Low  
 Fabric: 100% Man-made  
 Weight capacity: 115kg



**ARC SEATPAD**

// NOTE: seat pad thickness is 15mm

	Overall Dimensions
TASPUN	W420 D395

Weight capacity: 115kg  
 Storage: Stacks 15

# ARC

5 YR  
COMPONENT  
GUARANTEE

115 KG  
WEIGHT  
TOLERANCE

8 H  
HOURS USAGE



## 4 LEG

		Seat Dimensions	Back Dimensions
TA1_5	SIZE 5	D410 W425 H430	W405 H425
TA1_6	SIZE 6	D410 W425 H460	W405 H425

FR: UL94 V-2  
Material: Polypropylene  
Storage: Stacks 10



## 4 LEG WITH BRACE

		Seat Dimensions	Back Dimensions
TA2_5	SIZE 5	D410 W425 H430	W405 H425
TA2_6	SIZE 6	D410 W425 H460	W405 H425

FR: UL94 V-2  
Material: Polypropylene  
Storage: Stacks 4



## MOBILE 4 LEG

		Seat Dimensions	Back Dimensions
TA6	SIZE 6	D410 W425 H460	W405 H425

FR: UL94 V-2  
Material: Polypropylene



## REVERSE CANTILIVER

		Seat Dimensions	Back Dimensions
TA4_5	SIZE 5	D410 W425 H430	W405 H425
TA4_6	SIZE 6	D410 W425 H460	W405 H425

FR: UL94 V-2  
Material: Polypropylene  
Storage: Stacks 6



## SKID

		Seat Dimensions	Back Dimensions
TA3_5	SIZE 5	D410 W425 H430	W405 H425
TA3_6	SIZE 6	D410 W425 H460	W405 H425

FR: UL94 V-2  
Material: Polypropylene  
Storage: Stacks 8



## HIGH STOOL

		Seat Dimensions	Back Dimensions
TA5_5	SIZE 5	D410 W425 H610	W405 H425
TA5_6	SIZE 6	D410 W425 H685	W405 H425

FR: UL94 V-2  
Material: Polypropylene  
Storage: Stacks 4







ARC WOODEN 4 LEG

		Seat Dimensions	Back Dimensions
TA13_5	SIZE 5	D410 W425 H430	W405 H425
TA13_6	SIZE 6	D410 W425 H460	W405 H425

FR: UL94 V-2  
Material: Polypropylene



WOODEN 4 LEG WITH ARMS

		Seat Dimensions	Back Dimensions
TA15_5	SIZE 5	D410 W425 H430	W405 H425
TA15_6	SIZE 6	D410 W425 H460	W405 H425

FR: UL94 V-2  
Material: Polypropylene





# ARC

5 YR  
COMPONENT  
GUARANTEE

115 KG  
WEIGHT  
TOLERANCE

8 H  
HOURS USAGE



## DYNAMIC 3D TILT

		Seat Dimensions	Back Dimensions
<b>TA7</b>	SIZE 6	D410 W425 H445-538	W405 H425
FR: UL94 V-2 Material: Polypropylene Mechanism: 3D Tilt			
		<span>C</span> <span>G</span> <span>F</span> <span>M</span> <span>A</span> <span>SB</span> <span>GY</span>	



## DYNAMIC 3D TILT & PERSONAL WORKSPACE

		Seat Dimensions	Back Dimensions
<b>TA8</b>	SIZE 6	D410 W425 H470-535	W405 H425
FR: UL94 V-2 Material: Polypropylene Mechanism: 3D Tilt			
		<span>C</span> <span>G</span> <span>F</span> <span>M</span> <span>A</span> <span>SB</span> <span>GY</span>	



## COMMUNITY

		Seat Dimensions	Back Dimensions
<b>TA9</b>	SIZE 6	D410 W425 H470	W405 H425
FR: UL94 V-2 Material: Polypropylene			
		<span>C</span> <span>G</span> <span>F</span> <span>M</span> <span>A</span> <span>SB</span> <span>GY</span>	



## COMMUNITY & PERSONAL WORKSPACE

		Seat Dimensions	Back Dimensions
<b>TA10</b>	SIZE 6	D410 W425 H470	W405 H425
FR: UL94 V-2 Material: Polypropylene			
		<span>C</span> <span>G</span> <span>F</span> <span>M</span> <span>A</span> <span>SB</span> <span>GY</span>	



## SWIVEL

		Seat Dimensions	Back Dimensions
<b>TA11</b>	SIZE 6	D410 W425 H795-890	W405 H425
FR: UL94 V-2 Material: Polypropylene			
		<span>C</span> <span>G</span> <span>F</span> <span>M</span> <span>A</span> <span>SB</span> <span>GY</span>	



## SWIVEL & PERSONAL WORKSPACE

		Seat Dimensions	Back Dimensions
<b>TA12</b>	SIZE 6	D410 W425 H820-890	W405 H425
FR: UL94 V-2 Material: Polypropylene			
		<span>C</span> <span>G</span> <span>F</span> <span>M</span> <span>A</span> <span>SB</span> <span>GY</span>	

# FLEXIBLE ENVIRONMENTS



As we pave the way for the next generation, we believe in creating environments beyond traditional boundaries, preparing students for the challenges and opportunities of the twenty-first century.

Imagine classrooms that seamlessly adapt to various teaching methods, fostering a dynamic learning experience for every student providing flexible spaces that cater to diverse teaching and learning needs.

In these innovative classrooms, students can showcase their knowledge through problem-solving and in-depth demonstrations. Project-based learning and personalised instruction take centre stage, and the space becomes a tool for educators to unleash their creativity.

Creating a flexible learning environment isn't a Herculean task. It's about providing a spectrum of options, from desks & tables to plush cushions, standard seating and inviting sofa's.

The goal is to offer students a space to choose where to sit, fostering a sense of ownership and individuality.

This approach also caters to diverse learning preferences, acknowledging that some students thrive in a personalised classroom while others seek specific zones for quiet contemplation and reading.

## SPIN STOOL



FABRIC FINISH // FRAME FINISH



FR: Low  
Fabric: 100% Man-made  
Weight capacity: 115kg

	Overall Dimensions	Seat Dimensions
TA16	D445 W325 H505	H480

# FLEXIBLE TABLES

5 YR  
COMPONENT  
GUARANTEE

25 MM  
TOP  
THICKNESS

MADE  
TO  
ORDER



**HIGH MAKER TABLE**

	Overall Dimensions
T-HIGH-M-1210	D1000 W1200 H1100
T-HIGH-M-1510	D1000 W1500 H1100
T-HIGH-M-1810	D1000 W1800 H1100



**HIGH MAKER TABLE MOBILE**

	Overall Dimensions
T-HIGH-MM-1210	D1000 W1210 H1100
T-HIGH-MM-1510	D1000 W1510 H1100
T-HIGH-MM-1810	D1000 W1810 H1100



**LOW MAKER TABLE**

	Overall Dimensions
T-LOW-M-1210	D1000 W1200 H740
T-LOW-M-1510	D1000 W1500 H740
T-LOW-M-1810	D1000 W1800 H740



**LOW MAKER TABLE MOBILE**

	Overall Dimensions
T-LOW-MM-1210	D1000 W1200 H740
T-LOW-MM-1510	D1000 W1500 H740
T-LOW-MM-1810	D1000 W1800 H740

## TITAN MOBILE TABLE

	Overall Dimensions
T-MOBILE-1260	D600 W1200 H733
T-MOBILE-1280	D800 W1200 H733
T-MOBILE-1460	D600 W1400 H733
T-MOBILE-1480	D800 W1400 H733
T-MOBILE-1660	D600 W1600 H733
T-MOBILE-1680	D800 W1600 H733
T-MOBILE-1860	D600 W1800 H733
T-MOBILE-1880	D800 W1800 H733



MADE TO ORDER TOP FINISHES // FRAME FINISHES





# TITAN ONE PIECE - RETOLD

TESTED TO BS1729 FOR STRENGTH & STABILITY

LIMITED AVAILABILITY

15<sup>T</sup> OF PLASTIC SAVED FROM LANDFILL

MADE FROM 100% RECYCLED ONE PIECE CHAIRS

10<sup>YR</sup> GUARANTEE

8<sup>H</sup> HOURS USAGE



Here at Titan Furniture, we are serious about addressing plastic waste. Manufacturing plastic chairs through injection moulding always creates waste, which is why we created the One Piece Retold.

Embrace sustainable learning with the Retold, crafted from recycled Titan chairs, the Retold is 100% recycled and diverts 15 tonnes of plastic from landfills annually, reducing CO<sup>2</sup> emissions by 1.8 metric tonnes/month.

Independently certified for strength, stability, and ergonomics for educational furniture, the Retold is the ideal chair for demanding classroom spaces, as well as promoting a greener, cleaner environment for all to enjoy.



SIZE 5 // AGES 11 - 14

	Overall Dimensions	Seat Dimensions
T5-RBK	D486 W480 H799	D414 W370 H430

Weight capacity: 115kg  
Storage: Stacks 15

BK



SIZE 6 // AGES 14+

	Overall Dimensions	Seat Dimensions
T6-RBK	D510 W482 H829	D414 W370 H460

Weight capacity: 158kg  
Storage: Stacks 15

BK

# TITAN ONE PIECE

CLASSROOM SAFE

LUMBAR SUPPORT

ANTI TILT

STACKABLE

ULTRA STRONG

20<sup>YR</sup> GUARANTEE

8<sup>H</sup> HOURS USAGE



## SIZE 1 // AGES 3 - 4

	Overall Dimensions	Seat Dimensions
T1	D320 W360 H513	D279 W275 H260

Weight capacity: 97kg  
Storage: Stacks 15



## SIZE 2 // AGES 4 - 6

	Overall Dimensions	Seat Dimensions
T2	D343 W363 H563	D279 W275 H310

Weight capacity: 97kg  
Storage: Stacks 15



## SIZE 3 // AGES 6 - 8

	Overall Dimensions	Seat Dimensions
T3	D384 W435 H600	D331 W340 H350

Weight capacity: 107kg  
Storage: Stacks 15



## SIZE 4 // AGES 8 - 11

	Overall Dimensions	Seat Dimensions
T4	D408 W435 H690	D331 W340 H380

Weight capacity: 107kg  
Storage: Stacks 15



## SIZE 5 // AGES 11 - 14

	Overall Dimensions	Seat Dimensions
T5	D486 W480 H799	D414 W370 H430

T5-AN

D486 W480 H799 D414 W370 H430

Weight capacity: 115kg  
Storage: Stacks 15



## SIZE 6 // AGES 14+

	Overall Dimensions	Seat Dimensions
T6	D510 W482 H829	D414 W370 H460

T6-AN

D510 W482 H829 D414 W370 H460

Weight capacity: 158kg  
Storage: Stacks 15









# TITAN 4-LEG

CLASSROOM SAFE

LUMBAR SUPPORT

ANTI TILT

STACKABLE

ULTRA STRONG

5 YR  
GUARANTEE

8<sup>H</sup>  
HOURS USAGE



SIZE 2 // AGES 4 - 6

	Overall Dimensions	Seat Dimensions
T12	D375 W420 H665	D296 W387 H350

Weight capacity: 95kg  
Storage: Stacks 5



SIZE 3 // AGES 6 - 8

	Overall Dimensions	Seat Dimensions
T13	D375 W420 H665	D296 W387 H350

Weight capacity: 95kg  
Storage: Stacks 5



SIZE 4 // AGES 8 - 11

	Overall Dimensions	Seat Dimensions
T14	D410 W430 H695	D296 W387 H385

Weight capacity: 95kg  
Storage: Stacks 5



SIZE 5 // AGES 11 - 14

	Overall Dimensions	Seat Dimensions
T15	D475 W500 H785	D423 W423 H420

Weight capacity: 140kg  
Storage: Stacks 5



SIZE 6 // AGES 14+

	Overall Dimensions	Seat Dimensions
T16	D475 W500 H825	D363 W423 H460

Weight capacity: 140kg  
Storage: Stacks 5



MOVE // AGES 14+

	Overall Dimensions	Seat Dimensions
T301	D495 W520 H830	D363 W423 H445

Back dimensions: W403 H400  
Weight capacity: 130kg  
Storage: Stacks 5









# TITAN SKID

CLASSROOM SAFE

LUMBAR SUPPORT

ANTI TILT

STACKABLE

ULTRA STRONG

5 YR  
GUARANTEE

8 H  
HOURS USAGE



## SIZE 3 // AGES 6 - 8

	Overall Dimensions	Seat Dimensions
<b>T23</b>	D370 W507 H655	D296 W387 H355

Weight capacity: 95kg  
Storage: Stacks 5



## SIZE 4 // AGES 8 - 11

	Overall Dimensions	Seat Dimensions
<b>T24</b>	D380 W507 H655	D296 W387 H385

Weight capacity: 95kg  
Storage: Stacks 5



## SIZE 5 // AGES 11 - 14

	Overall Dimensions	Seat Dimensions
<b>T25</b>	D485 W545 H790	D363 W423 H430

Weight capacity: 140kg  
Storage: Stacks 5



## SIZE 6 // AGES 14+

	Overall Dimensions	Seat Dimensions
<b>T26</b>	D495 W545 H820	D363 W423 H460

Weight capacity: 140kg  
Storage: Stacks 5







# TITAN HIGH CHAIR

CLASSROOM SAFE

LUMBAR SUPPORT

ULTRA STRONG

5 YR  
GUARANTEE

8 H  
HOURS USAGE

**NEW  
SLIMMER  
FRAME!**

NOW AVAILABLE WITH  
485MM FRAME



## SIZE 3 // AGES 6 - 8

	Overall Dimensions	Seat Dimensions
<b>T60</b>	D485 W485 H845	D363 W423 H460

Weight capacity: 95kg



## SIZE 4 // AGES 8 - 11

	Overall Dimensions	Seat Dimensions
<b>T61</b>	D485 W485 H955	D363 W423 H570

Weight capacity: 95kg



## SIZE 5 // AGES 11 - 14

	Overall Dimensions	Seat Dimensions
<b>T62</b>	D485 W485 H1010	D363 W423 H615

Weight capacity: 140kg



## SIZE 6 // AGES 14+

	Overall Dimensions	Seat Dimensions
<b>T63</b>	D485 W485 H1085	D363 W423 H690

Weight capacity: 140kg



// **NOTE:** New narrower Titan high chair frame







# TITAN STOOL

- CLASSROOM SAFE
- LUMBAR SUPPORT
- STACKABLE
- ULTRA STRONG
- 5 YR GUARANTEE
- 8<sup>H</sup> HOURS USAGE

**NEW SLIMMER FRAME!**  
NOW AVAILABLE WITH 485MM FRAME



## SIZE 3 // AGES 6 - 8

	Overall Dimensions	Seat Dimensions
<b>T90</b>	D485 W485 H520	D361 W365 H435

Weight capacity: 97kg  
Storage: Stacks 10



## SIZE 4 // AGES 8 - 11

	Overall Dimensions	Seat Dimensions
<b>T91</b>	D485 W485 H650	D361 W365 H565

Weight capacity: 97kg  
Storage: Stacks 10



## SIZE 5 // AGES 11 - 14

	Overall Dimensions	Seat Dimensions
<b>T92</b>	D485 W485 H685	D361 W365 H610

Weight capacity: 107kg  
Storage: Stacks 10



## SIZE 6 // AGES 14+

	Overall Dimensions	Seat Dimensions
<b>T93</b>	D485 W485 H770	D361 W365 H690

Weight capacity: 107kg  
Storage: Stacks 10



// **NOTE:** New narrower Titan stool frame





# TITAN SWIVEL

- CLASSROOM SAFE
- LUMBAR SUPPORT
- HEIGHT ADJUSTABLE
- PORTABLE
- 5 YR GUARANTEE
- 8<sup>H</sup> HOURS USAGE



// NOTE: Shown with optional glides

## JUNIOR SWIVEL // AGES 6 - 11

	Overall Dimensions	Seat Dimensions
<b>T30</b>	D600 W600 H740 - 820	D320 W387 H380 - 460
<b>T30BK</b>	D600 W600 H765 - 820	D320 W387 H365 - 435

Base diameter: 600  
Weight capacity: 97kg



## SENIOR SWIVEL // AGES 11+

	Overall Dimensions	Seat Dimensions
<b>T35</b>	D600 W600 H820 - 910	D400 W420 H420 - 510
<b>T35BK</b>	D600 W600 H845 - 930	D406 W423 H435 - 525

Base diameter: 600  
Weight capacity: 107kg



## JUNIOR SWIVEL STOOL // AGES 6 - 11

	Overall Dimensions	Seat Dimensions
<b>T32</b>	D600 W600 H440 - 510	D390 W420 H330 - 400
<b>T32BK</b>	D600 W600 H445 - 500	D390 W420 H405 - 475

Base diameter: 600  
Weight capacity: 97kg



## SENIOR SWIVEL STOOL // AGES 11+

	Overall Dimensions	Seat Dimensions
<b>T33</b>	D600 W600 H505 - 605	D335 W360 H390 - 480
<b>T33BK</b>	D600 W600 H505 - 605	D414 W420 H465 - 555

Base diameter: 600  
Weight capacity: 97kg



### Available Options for Titan Swivel

Black base and gas lift

Glides







# T BAG

CLASSROOM  
SAFE

2<sup>YR</sup>  
GUARANTEE

8<sup>H</sup>  
HOURS USAGE

MADE  
TO  
ORDER



## GOLIATH

### Overall Dimensions

**T-BAG-GOLIATH** D2000 W1320 H200

- Wipe clean cover
- No liner
- 15 cuft polybead filling



## MEDIUM

### Overall Dimensions

**T-BAG-MEDIUM** D750 W750 H650

- Easily removed wipe clean or dry clean cover
- 3.5 cuft polybead filling



## FLOOR

### Overall Dimensions

**T-BAG-FLOOR** W680 H680

- Easily removed machine washable cover
- 1.5 cuft polybead filling







# SMALL TRAY STORAGE

CLASSROOM  
SAFE

2<sup>YR</sup>  
GUARANTEE

8<sup>H</sup>  
HOURS USAGE



**SMALL 6 TRAYS**

	Overall Dimensions
T-STOR-6D-F01BLUE	D438 W390 H795



**SMALL 12 TRAYS**

	Overall Dimensions
T-STOR-12D-F01BLUE	D438 W748 H795



- Stocked with blue trays
- Colour trays available made to order contact sales for lead times

**SMALL 18 TRAYS**

	Overall Dimensions
T-STOR-18D-F01BLUE	D438 W1106 H795

## MADE TO ORDER TRAY COLOUR SWATCHES







# MEDIUM TRAY STORAGE

CLASSROOM  
SAFE

2  
YR  
GUARANTEE

8<sup>H</sup>  
HOURS USAGE



## MEDIUM 3 TRAYS

	Overall Dimensions
T-STOR-3D-F02BLUE	D438 W390 H795



## MEDIUM 6 TRAYS

	Overall Dimensions
T-STOR-6D-F02BLUE	D438 W748 H795



- Stocked with blue trays
- Colour trays available made to order, contact sales for lead times

## MEDIUM 9 TRAYS

	Overall Dimensions
T-STOR-9D-F02BLUE	D438 W1106 H795

## MADE TO ORDER TRAY COLOUR SWATCHES









# LARGE TRAY STORAGE

CLASSROOM  
SAFE

2 YR  
GUARANTEE

8 H  
HOURS USAGE



## LARGE 2 TRAYS

	Overall Dimensions
T-STOR-2D-F25BLUE	D438 W390 H795



## LARGE 4 TRAYS

	Overall Dimensions
T-STOR-4D-F25BLUE	D438 W748 H795

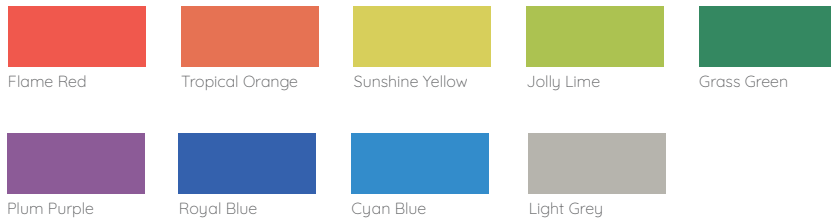


## LARGE 6 TRAYS

	Overall Dimensions
T-STOR-6D-F25BLUE	D438 W1106 H795

- Stocked with blue trays
- Colour trays available made to order, contact sales for lead times

## MADE TO ORDER TRAY COLOUR SWATCHES





### FLAT-PACK CLASSROOM TABLES

A great selection of multi-purpose PU edged school tables that come in a range of heights & widths, making them suitable for both primary, secondary and further educational spaces.

Supplied flat-pack or through our D&I service these offer a cost-effective solution to creating collaborative spaces.



5 YR  
COMPONENT  
GUARANTEE

25MM  
TOP  
THICKNESS

# FLAT-PACK CLASSROOM TABLES



## 460 HIGH PU EDGE TABLES

		Overall Dimensions
T-TABLE-1246	Rectangular table	D600 W1200 H460
T-TABLE-6046	Square table	D600 W600 H460

## 530 HIGH PU EDGE TABLES

		Overall Dimensions
T-TABLE-1253	Rectangular table	D600 W1200 H530
T-TABLE-6053	Square table	D600 W600 H530



## 590 HIGH PU EDGE TABLES

		Overall Dimensions
T-TABLE-1259	Rectangular table	D600 W1200 H590
T-TABLE-6059	Square table	D600 W600 H590

## 640 HIGH PU EDGE TABLES

		Overall Dimensions
T-TABLE-1264	Rectangular table	D600 W1200 H640
T-TABLE-6064	Square table	D600 W600 H640



## 710 HIGH PU EDGE TABLES

		Overall Dimensions
T-TABLE-1271	Rectangular table	D600 W1200 H710
T-TABLE-6071	Square table	D600 W600 H710

## 760 HIGH PU EDGE TABLES

		Overall Dimensions
T-TABLE-1276	Rectangular table	D600 W1200 H760
T-TABLE-6076	Square table	D600 W600 H760

### TOP FINISHES // FRAME FINISH



- Available in four heights
- Flat pack design
- Metal to metal fixings for strength
- PU moulded edge







# EXAM DESKS

- CLASSROOM SAFE
- STABLE BASE
- EASY CLEAN
- ULTRA STRONG
- 2 YR GUARANTEE



## EXAM DESK

	Overall Dimensions
T10	D600 W600 H710

Graffiti proof wipe clean injection moulded polypropylene top with pen groove and ultra-strong 22mm diameter black EPC folding frame



## MDF EXAM DESK

	Overall Dimensions
TC66ED-PREM-720	D600 W600 H720

18mm thick beech laminate MDF with pen groove, 22mm diameter black EPC frame with integral safety bar to assist safer folding and storage



## ECONOMY MDF EXAM DESK

	Overall Dimensions
TC66ED-ECON-720-NS	D600 W600 H720

15mm thick beech laminate MDF with pen groove, 22mm diameter black EPC frame



## EXAM DESK TROLLEY

	Overall Dimensions
TCEDT-20T	D1225 W660 H1150

Capacity: 20 exam desks



## EXAM DESK TROLLEY

	Overall Dimensions
T10-T	D1267 W600 H473

Capacity: 40 exam desks



## EXAM DESK TROLLEY

	Overall Dimensions
TCEDT-50	D1225 W660 H1150

Capacity: 50 exam desks







# TITAN ACCESSORIES

## SEATPAD EXPLANATION:

The Titan padded seat pad is the perfect addition to Titan chairs ranging from size three to size five. Available in unlimited fabric, these seat pads are upholstered in the UK to a colour and texture of your choosing to make learning a little bit more comfortable.


## FABRIC SEAT PAD

Overall Dimensions	
T8	D345 W365

Upholstered in Camira Phoenix fabric  
Minimum order quantity of 5



## CAMIRA PHEONIX OPTIONS



## TROLLEY

Overall Dimensions	
T40	D480 W650 H1158

Capacity: 15 chairs



## TROLLEY STRAP

Overall Dimensions	
TSTRAP5MBK	L5000



## ONE PIECE LINKING CLIP

Overall Dimensions	
T7	FOR ONE PIECE SIZE 5 & 6



# FABRIC BAND GUIDE



Where you see the adjacent icon, the product is available upholstered to your exact specification.

Choose from multiple on-trend finishes to match your market place or corporate colour scheme, or simply something different to brighten up your business environment.

Manufacturer	Material Name	1	2	3	4	5	6	Leather	Wool Content %Age	Crib Fire Rating	Application
Chieftain	Trimcell Classic	•							0	LOW HAZARD	TASK & SS
Chieftain	Trimcell Legend	•							0	LOW HAZARD	TASK & SS
Chieftain	Carino		•						0	CRIB 5	TASK & SS
Chieftain	Just Colour		•						0	CRIB 7	TASK & SS
Chieftain	Just Patterns		•						0	CRIB 5	TASK & SS
Chieftain	Lionella			•					0	CRIB 5	TASK & SS
Chieftain	Casco				•				0	CRIB 5	TASK & SS
Chieftain	Cube				•				0	CRIB 5	TASK & SS
Chieftain	Marquis				•				0	CRIB 5	TASK & SS
Chieftain	Riviera				•				0	CRIB 5	TASK & SS
Chieftain	Self Colour				•				0	CRIB 5	TASK & SS
Chieftain	Traditional				•				0	CRIB 5	TASK & SS
Chieftain	Universal				•				0	CRIB 5	TASK & SS
Chieftain	Multistretch			•					0	CRIB 5	TASK & SS
Agua	Libra		•						0	CRIB 5	TASK & SS
Agua	Paint Pot		•						0	CRIB 5	TASK & SS
Agua	Taurus collection			•					0	CRIB 5	TASK & SS
Agua	Parody			•					0	CRIB 5	TASK & SS
Agua	Nova			•					0	CRIB 5	TASK & SS
Agua	Cashmir			•					0	CRIB 5	TASK & SS
Agua	Funisoft PU				•				0	CRIB 5	TASK & SS
Camira	Cara	•							0	LOW HAZARD	PANEL
Camira	Phoenix	•							0	LOW HAZARD	TASK
Camira	Citadel	•							0	LOW HAZARD	TASK
Camira	Rivet	•							0	LOW HAZARD	TASK & SS
Camira	Era	•							0	LOW HAZARD	TASK & SS
Camira	Advantage		•						30	LOW HAZARD	TASK
Camira	Gravity	•							0	CRIB 5	TASK & SS
Camira	Lucia		•						0	LOW HAZARD	PANEL
Camira	Sonus		•						0	BS 476 PT.7 C.1	PANEL
Camira	Manhattan		•						0	LOW HAZARD	TASK
Camira	Racer		•						0	BS 476 PT.7 C.1	PANEL
Camira	L2		•						0	BS 476 PT.7 C.1	PANEL
Camira	Xtreme		•						0	CRIB 5	TASK
Camira	Canopy		•						0	LOW HAZARD	TASK & SS
Camira	Sprint		•						0	LOW HAZARD	TASK & SS
Camira	Chateau		•						0	LOW HAZARD	TASK
Camira	Vita		•						0	CRIB 5	TASK & SS
Camira	Urban		•						0	CRIB 5	TASK
Camira	X2		•						0	CRIB 5	TASK & SS
Camira	Main Line Plus			•					67	CRIB 5	TASK & SS
Camira	Aspect			•					0	CRIB 5	TASK & SS
Camira	Main Line Flax			•					70	CRIB 5	TASK & SS
Camira	Honeycomb			•					0	CRIB 5	TASK & SS
Camira	Nexus			•					0	LOW HAZARD	PANEL
Camira	Blazer Lite				•				100	BS 476 PT.7 C.1	PANEL
Camira	Halcyon - Cedar				•				0	CRIB 5	TASK & SS
Camira	Halcyon - Aspen				•				0	CRIB 5	TASK & SS
Camira	Halcyon - Blossom				•				0	CRIB 5	TASK & SS
Camira	Hi-Tech				•				29	LOW HAZARD	TASK & SS

\* WHEN TREATED

Featured swatches in following fabric brand pages

**PLEASE NOTE:**

**FABRIC BANDINGS** - Should your fabric of choice not be listed please contact our sales teams who will be happy to assist. The above is intended as a guide only. Please ensure you check the suitability of your selected fabric for its application prior to ordering.

**LEATHER** - All leather fabrics are priced on application.

**FABRIC SWATCHES** - We recommend that your final fabric selection is made based on a physical swatch only. Please note colour accuracy of printed fabric swatches is not guaranteed and is intended as a guide only.



Manufacturer	Material Name	1	2	3	4	5	6	Leather	Wool Content %Age	Crib Fire Rating	Application
Camira	Synergy				•				95	CRIB 5*	TASK & SS
Camira	Hemp				•				60	CRIB 5	TASK & SS
Camira	24/7 +				•				33	CRIB 5	TASK & SS
Camira	24/7 Flax				•				30	CRIB 5	TASK
Camira	Landscape Balance/Contact				•				95	CRIB 5*	TASK & SS
Camira	Intervene Plain/Texture				•				0	CRIB 5	TASK & SS
Camira	Blazer					•			100	CRIB 5*	TASK & SS
Camira	Marvel		•						0	CRIB 5	TASK & SS
Camira	Aquarius					•			100	CRIB 5*	TASK & SS
Camira	Oxygen					•			90	CRIB 5*	TASK
Camira	Silk					•			67	CRIB 5	TASK & SS
Camira	Track					•			0	CRIB 5	TASK & SS
Camira	Synergy 170					•			95	LOW HAZARD	PANEL
Camira	Hebden					•			60	CRIB 5	TASK & SS
Camira	Main Line Flax Stripe				•				70	CRIB 5	TASK & SS
Camira	Individuo						•		95	CRIB 5*	TASK & SS
Camira	Stripes					•			95	CRIB 5	TASK & SS
Camira	Craggan						•		100	CRIB 5	TASK & SS
Camira	Code					•			85	CRIB 5*	TASK & SS
Camira	Century					•			77	CRIB 5	TASK & SS
CrestJTM	Contempo			•					0	CRIB 5	TASK & SS
CrestJTM	Shelly			•					0	CRIB 5	TASK & SS
CrestJTM	Vele				•				0	CRIB 5	TASK & SS
CrestJTM	Cambridge				•				0	CRIB 5	TASK & SS
CrestJTM	Colorado					•			0	CRIB 5	TASK & SS
Yarwood	Dollaro (vinyl)	•							0	CRIB 5	TASK & SS
Yarwood	Aneurin (vinyl)				•				0	CRIB 5	TASK & SS
Yarwood	Ascot (vinyl)				•				0	CRIB 5	TASK & SS
Yarwood	Churchill (vinyl)		•						0	CRIB 5	TASK & SS
Yarwood	Camden							•	0	CRIB 5	TASK & SS
Yarwood	Style							•	0	CRIB 5	TASK & SS
Yarwood	Hammersmith							•	0	CRIB 5	TASK & SS
Yarwood	Capri							•	0	CRIB 5	TASK & SS
Yarwood	Mustang							•	0	CRIB 5	TASK & SS
Gabriel	Chili		•						0	CRIB 5	TASK & SS

Featured swatches in following fabric brand pages

\* WHEN TREATED

**PLEASE NOTE:**

**FABRIC BANDINGS** - Should your fabric of choice not be listed please contact our sales teams who will be happy to assist. The above is intended as a guide only. Please ensure you check the suitability of your selected fabric for its application prior to ordering.

**LEATHER** - All leather fabrics are priced on application.

**FABRIC SWATCHES** - We recommend that your final fabric selection is made based on a physical swatch only. Please note colour accuracy of printed fabric swatches is not guaranteed and is intended as a guide only.



chieftainfabrics

Chieftain Fabrics are experts in vinyl upholstery. It is their only focus and they believe that for this reason, they are the best at what they do. Chieftain specialise in the design and production of high quality performance fabric and contract upholstery, and have done for over 60 years. With their unique mix of specialist expertise, innovative R&D and advanced materials, they produce an inherently better fabric. Chieftain are constantly striving to keep up with ever changing technologies and have the only fabric that has passed both the Tropical test and Crib 7.



**FABRIC BAND 3**



**Application**

High traffic areas, stadia seating, restaurant, hotel, healthcare, prisons, high security environments etc.

**Characteristics**

Surface : Phthalate free PVC  
 Backing : Cotton/PES  
 Weight : 705 g/m<sup>2</sup>  
 Thickness : 1.10mm  
 Bursting Strength : 1,200+kPa  
 Abrasion : 500,000+ Martindale Rubs

**Flame Retardancy**

BS5852 Ignition Source 7 - Crib 7 as standard  
 BS7176 Medium Hazard  
 S.I. 1988 No.1324 Schedule 4 and 5  
 BS EN1021-1 and 2  
 CS-25  
 FMVSS 302  
 IMO A 652 (16)  
 M2  
 B2

**Jungle / Tropical Test**

ISO 1419 : 1995 Accelerated Aging Test

**Antimicrobial**

ISO 22196  
 G21  
 Independent testing has verified that Just Colour is effective at reducing the spread of MRSA, E.Coli, and other similar bacteria.

See Chieftainfabrics.com for further details and cleaning instructions.



Citrus Green



Marigold



Jazz Berry




Deep Rose



Grape



Cocoa



Jasmine White



Cobalt



Grey Friar



Ocean Blue



Sea Green



Pillar Box



Golden Honey



**FABRIC BAND 4**



**Application**

High traffic areas, stadia seating, restaurant, hotel, healthcare etc.

**Characteristics**

Surface : Phthalate free PVC 85% : 15% PU  
 Backing : 100% Organic Cotton  
 Weight : 800g/m<sup>2</sup>  
 Thickness : 1.25mm  
 Bursting Strength : 1,000+kPa  
 Abrasion : 500,000+ Martindale Rubs


**Flame Retardancy**

BS5852 Ignition Source 5 - Crib 5 as standard  
 BS7176 Medium Hazard  
 S.I. 1988 No.1324 Schedule 4 and 5  
 BS EN1021-1 and 2  
 CS-25  
 FMVSS 302  
 IMO A 652 (16)

**Antimicrobial**

ISO 22196  
 Independent testing has verified that Lionella is effective at reducing the spread of MRSA, E.Coli, and other similar bacteria.

See Chieftainfabrics.com for further details and cleaning instructions.



Aubergine



Red October




Tulip




Colonel Mustard



Sable



Black Velvet



Dusk Grey



Airforce



Deep Sea




Winter Green



Old Gold



Blood Orange



Liqueur



**Application**

Domestic application only - not suitable for contract use.

**Characteristics**

Surface : PVC  
Backing : PES or Cotton PES  
Weight : 608g/m<sup>2</sup>  
Thickness : 1.00mm  
Bursting Strength : 1,000+kPa  
Abrasion : 40,000+ Martindale Rubs

**Flame Retardancy**

BS7176 Low Hazard  
S.I. 1988 No.1324 Schedule 4 and 5  
BS EN1021-1 and 2  
CS-25  
FMVSS 302  
IMO A 652 (16)

See Chieftainfabrics.com for further details and cleaning instructions.



Daisy



Antelope



Bluebell



Burgundy



Charcoal



Cinnamon



Truffle



Fern



Garnet



Indigo



Iris



Poppy



**Application**

High traffic areas, stadia seating, restaurant, hotel, healthcare etc.

**Characteristics**

Surface : Phthalate free PVC  
Backing : Cotton/PES  
Weight : 705 g/m<sup>2</sup>  
Thickness : 1.10mm  
Bursting Strength : 1,200+kPa  
Abrasion : 500,000+ Martindale Rubs


**Flame Retardancy**

BS5852 Ignition Source 5 - Crib 5 as standard  
BS7176 Medium Hazard  
S.I. 1988 No.1324 Schedule 4 and 5  
BS EN1021-1 and 2  
CS-25  
FMVSS 302  
IMO A 652 (16)

**Antimicrobial**

ISO 22196  
Independent testing has verified that Carino is effective at reducing the spread of MRSA, E.Coli, and other similar bacteria.

See Chieftainfabrics.com for further details and cleaning instructions.



Oro



Bianco



Vita



Scuro



Lusso



Crema



Rosa



Latte



Vino



Bruna



Zucchini



Amalfi



Espresso



# camira

Camira have been weaving the fabric of the world for decades. They produce fabrics for spaces and places, from offices to schools, trains to buses, and shops to hospitals. Camira manufacture over 8 million metres of fabric a year so you're sure to have touched upon their fabrics either at work, at play or on the move. From their manufacturing plant, registered to ISO 9001 and 14001 standards, they make 8 million metres of fabric a year meeting international flammability regulations, celebrating colour, design, technical and environmental innovation.

## CAMIRA MAIN LINE FLAX - FABRIC BAND 4

### Composition

70% Virgin Wool, 30% Flax

### Environmental

Rapidly renewable and compostable.

### Abrasion Resistance

Heavy duty / 10 year guarantee  
Independently certified to  $\geq 50,000$   
Martindale cycles

### Flammability

EN 1021 - 1 (cigarette)  
EN 1021 - 2 (match)  
BS 7176 Low Hazard  
BS 5852 Ignition Source 5  
BS 7176 Medium Hazard  
BS 5867-2 Type B Curtains & Drapes  
UNI 9175 Classe 1 IM  
ÖNORM B 3825 & A 3800-1

Note: Flammability performance is dependent on components used.

### Light Fastness

5 (ISO 105 - B02)


### Fastness to Rubbing

Wet: 3, Dry: 4 (ISO 105 - x12)

See Camirafabrics.com for further details and cleaning instructions.



MLF 05



MLF 06




MLF 12



MLF 22



MLF 24



MLF 13



MLF 16




MLF 28



MLF 31



MLF 17



MLF 20



MLF 33



MFL 38

## CAMIRA RIVET - FABRIC BAND 1

### Composition

100% Repreve Recycled Polyester.  
REPREVE® Unifi, Inc.

### Environmental

Made from 100% post-consumer recycled polyester.

### Weight

280g/m<sup>2</sup>  $\pm 5\%$  (390g/lin.m  $\pm 5\%$ )

### Abrasion Resistance

Heavy duty / 10 year guarantee  
Independently certified to  $\geq 80,000$   
Martindale cycles

### Flammability

EN 1021 - 1 (cigarette)  
EN 1021 - 2 (match)  
BS 7176 Low Hazard

Note: Flammability performance is dependent on

components used.

### Light Fastness

6 (ISO 105 - B02)

### Fastness to Rubbing

Wet: 4, Dry: 4 (ISO 105 - X12)

See Camirafabrics.com for further details and cleaning instructions.




EGL 03



EGL 04




EGL 08



EGL 21



EGL 24



EGL 09




EGL 10



EGL 32



EGL 33



EGL 12



EGL 13



EGL 36



EGL 48

Chili is a pioneering upholstery fabric distinguished by its fusion of sustainable materials and exceptional fire resistance. Made from 75% post-consumer recycled flame retardant polyester, the fabric sets new environmental standards for fire retardant fabrics. Made from post-consumer recycled flame retardant polyester, Chili uniquely combines sustainability with superior fire safety.

## CHILI - FABRIC BAND 2

### Composition

100% post-consumer recycled polyester fr (fr inside the fiber)

### Weight

470g/lm (15.16 oz./lin.yd)

### Abrasion Resistance

Rubs martindale (EN ISO 12947-2) 60,000  
Double rubs wyzenbeek (ASTM D4157) (heavy duty upholstery)100,000

### Flammability

CA TB 117-2013  
NFP 92-503/504/505 M1  
DIN 4102 - B1  
Class Uno UNI 9175 Class 1 I EMME  
BS EN 1021 1&2 Cigarette and Match  
BS EN 1021-1 Cigarette  
BS 7176 Medium hazard  
BS 5852 Crib 5  
AM 18 - NF D 60-013-(only for fabric)  
DIN EN 13501-1 B-s1,d0  
Will also pass other flammability standards. FR performance is dependent upon the foam used.

### Light Fastness


scale 1-8, max. 8 - EN ISO 105-B02 5-8

### Fastness to Rubbing

Wet:4-5 Dry:4-5 (ISO 105 - X12)

Wash or dry clean

See [www.gabriel.dk](http://www.gabriel.dk) for further details and cleaning instructions



60081



60083



60114



60115



60116




60117



60999



61171



61172



61173



61174



61175



62085



62086



63090



63092



63093



63099



64197



64198



64199



64200



64201



64202



64203



65107



65108



65109



65110



65111



66171



66172



66173



66174



66175



66176




67085



68189



68190



68191




68192



68193




68194




68195



68196



68197



68198



# FINISHES & COLOURS

Our finishes are designed for ease of coordination and use, abundance of choice and thoughtfulness to the environment. The offering consists of a wide selection of textiles, paints, decors, veneer finishes, glass, acrylic, metals, and plastics.

On these pages we have listed some of our most popular MFC and Steel finishes to assist you in choosing the right finishes for your project.


## STOCKED MFC COLOUR RANGES

### Ranges


Height Adjustable Desking, Bench Desking, Desking, Meeting Tables & Wooden Storage

### Care & Maintenance


Due to its resistant, hygienic and dense surface, these laminates do not require any special form of care. The surface is generally easy to clean. Do not use sanitary cleaners or detergents with abrasive components, as such cleaners may lead to changes in the gloss level and/or scratching of the material.



Beech Nova Oak Grey Oak Maple Dark Walnut




White Black



Norwegian Beech Canadian Oak Alaskan Grey Oak Arctic White

## LEG FINISHES



Silver RAL9006 White RAL9010 Black RAL9005

## PROJECT RANGE MFC FINISHES

### Ranges


Meeting Tables, Wooden Lockers, Media Units

### Care & Maintenance


Due to its resistant, hygienic and dense surface, these laminates do not require any special form of care. The surface is generally easy to clean. Do not use sanitary cleaners or detergents with abrasive components, as such cleaners may lead to changes in the gloss level and/or scratching of the material.



Ash Autumn Cherry Beech Chester Oak English Walnut

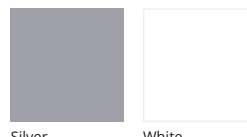


Grey Grey Nebraska Oak Laurentii Wenge Natural Nebraska Oak White



Anthracite Black Ellmau Beech Sorano Oak

## LEG FINISHES



Silver White

## TALOS STEEL COLOURS

### Ranges

Talos

### Care & Maintenance

Carefully remove any loose surface deposits with a wet sponge. Use a soft brush (non abrasive) and a dilute solution of a mild detergent, eg, pH-neutral liquid hand dishwashing detergent in warm water (DO NOT use solvents) to remove dust, salt and other deposits.



Black RAL9005 Grey RAL9035 White RAL9003 Coffee RAL8317 Cream RAL1913


## BISLEY STEEL COLOURS

### Ranges

Bisley Steel Storage

### Care & Maintenance

Carefully remove any loose surface deposits with a wet sponge. Use a soft brush (non abrasive) and a dilute solution of a mild detergent, eg, pH-neutral liquid hand dishwashing detergent in warm water (DO NOT use solvents) to remove dust, salt and other deposits.



Light Grey White Oxford Blue Traffic White Silver (Smooth) Mimosa Anthracite Azure Black Yellow



Fushia Goose Orange Cardinal Chalk Coffee Cream



# SALES & AFTER SALES

---

## SALES & AFTER SALES

### PRICING AND DELIVERIES

- All pricing is subject to review. Please contact sales for your most up to date pricing
- Standard carriage charges may apply, please contact sales for confirmation of carriage charges
- Some areas of Scotland, Highlands & Islands, Channel Islands, Isle of Man, Cornwall & Ireland may incur additional carriage - price on application
- We will endeavour to deliver and/or install (where applicable) goods within any delivery or installation time specified. That time is an estimate and not a term of contract. In no event whatsoever will we be liable for any delay in deliveries or installations and will not accept any invoices from the buyer
- Whilst every effort is made to ensure we meet delivery terms, there may be instances beyond our control that could affect this. We shall not be held liable for such delays and any costs incurred. Orders despatched and later cancelled due to such delays, will incur charges
- Please note palletised deliveries may be made by an articulated vehicle
- All palletised deliveries are kerbside only
- Should a delivery or installation not be fulfilled, due to one of the reasons below, without prejudice to any other rights or remedies available to the seller, the buyer may arrange with us to store the goods until required and we will charge the buyer for the reasonable costs of storage and redelivery charges (including insurance):
- Refuses/fails to take delivery of the goods
- Fails to provide adequate labour and facilities for the safe unloading of the goods
- Fails to provide adequate delivery instructions at the time of order
- For D&I orders, if the fitters are unable to access the installation area, they will wait 30 minutes after which they may be required to move on. Our D&I team will call to re-arrange a more convenient date however failed installation costs may be incurred (minimum of £50.00) and will be invoiced to the buyer. The failed cost will be confirmed to the buyer in writing

### CANCELLATIONS, SAMPLES & SPECIAL FABRICS

- Wood samples are available upon request
- At times it may be necessary to make changes to the internal specifications of our products and we reserve the right to make such changes
- Next day order cancellations are subject to our discretion due to our despatch process. For any changes made thereafter, we will endeavour to process these changes however we reserve the right to pass on any costs we may incur
- You have a 24-hour period to make any amendments and/or cancellations to any made to order or manufactured products. We will endeavour to process any cancellations and/or amendments made however we reserve the right to pass on any costs we incur. In the event of any delays outside of our control we are unable to accept any cancellations and/or amendments and we reserve the right to pass on any costs we may incur
- For confirmation of fabric availability and lead times please contact sales.
- No responsibility can be accepted for slight variations, which add to the features of our chairs including but not limited to the following: On certain leather finishes there may be shade variations and small blemishes found in the leather which are a unique characteristic of a natural material and not a defect or weakness. Scratches and marks may occur through everyday use and seat covers will mould to body shapes which is a feature of natural leathers.

### REPORTING TIMES & CLAIM TERMS

- It is the responsibility of the buyer to ensure all deliveries and installations, whether they are to the buyer or a third party, are fully checked for any damages or discrepancies
- The buyer or third party, will have 20 minutes with the driver, in which to check all boxes and/or pallets to ensure they are complete, correct and in perfect condition. \*Please note this excludes parcel carrier service
- Any damages or discrepancies must be clearly signed for as such on the driver's delivery paperwork. Failure to do so will result in any claim being rejected
- Claims regarding goods that have been signed for as unchecked will be rejected
- Any damages and/or discrepancies must be reported within the terms of our after-sales policies. For further details on our policies please contact sales@tcgroupuk.com
- Any claims made outside of the above terms, will be handled at the after-sales department's discretion and may be rejected
- When reporting a fault, details of your original order, information on the packaging and the environment in which the product is used will be requested for any claims
- We reserve the right to supply replacement components and are under no obligation to replace complete products
- We reserve the right to request photographic evidence. It is the customer's responsibility to provide these upon request to assist in a claim
- We reserve the right to investigate any claim. We may require items to be returned to us, in order for us to carry out an inspection
- Faults reported without the necessary information for us to make a clear assessment, may be rejected
- Replacement parts and/or items will be despatched on a next day service where available. If the original order was delivered and installed, we can offer an installation for the replacement, this will be subject to delivery and installation lead times. We are not responsible for the fitting of replacement components not provided on a delivery and installation and will not accept any invoices from the buyer, relating to charges incurred through the fitting of components and/or building of replacements
- Full replacements must be requested through the after-sales department. Any replacement orders placed with the Sales Team may result in a claim being rejected
- If a fault is deemed to be customer abuse, not within manufacturing tolerances or caused by usage outside of warranty guidelines, any replacement components or product will be charged to the buyer without credit. If we have received goods for inspection and find no fault, the goods may be despatched back to the customer and the buyer will be charged for any collection and redelivery costs
- Any claims made outside of the above terms, will be handled at the after-sales department's discretion and may be rejected
- All returns must be pre-agreed with the after-sales department and a returns number obtained
- Items must be disassembled and securely boxed in the original packaging, including all internal protective packaging
- All boxes and pallets must have the collection note provided by after-sales firmly attached
- All boxes and pallets are kerbside only for collection
- Goods not securely boxed or palletised, may result in a failed collection and charges may apply
- Failed deliveries will be charged to the buyer. For confirmation of all charges please contact sales@tcgroupuk.com
- Any items that are simply no longer required by the buyer, can be returned to us as long as the goods comply with our returns policy. For confirmation of our policy and charges please contact sales@tcgroupuk.com. We reserve the right to reject returns which do not comply with our policy
- Any returns received outside of our policy may be charged back to the buyer or rejected and will be handled at the after-sales department's discretion



# ALPHA

OFFICE SOLUTIONS LTD

Contact us today for pricing:

0121 707 4967

sales@alphaoffice.co.uk

[www.alphaoffice.co.uk](http://www.alphaoffice.co.uk)

LOGIN REQUIRED FOR DISCOUNTED PRICING

Office A11, Bizspace Business Park, Birmingham, B11 2AL  
VAT REG 922 2384 42 COMPANY REG: 6430214